



**OSSET**

*Colección CHEVRON*  
Collection CHEVRON

# CENTURY 8x40 CHV | 8x44'2 CM. [3,14x15,75 | 3,14x17,4 IN]



CENTURY DARK 8x40 Espiga



CENTURY DARK 8x44'2



CENTURY MAPLE 8x40 Espiga



CENTURY MAPLE 8x44'2



CENTURY DARK



CENTURY DECO 8x40 Espiga



CENTURY DECO 8x44'2



CENTURY NATURE 8x40 Espiga



CENTURY NATURE 8x44'2



CENTURY NATURE & DECO

# NARMADA 8x40 CHV | 8x44'2 cm. [3,14x15,75 | 3,14x17,4 IN]



NARMADA GREY 8x40 Espiga



NARMADA GREY 8x44'2



NARMADA DECO 8x40 Espiga



NARMADA DECO 8x44'2



NARMADA GREY



NARMADA SAND 8x40 Espiga



NARMADA SAND 8x44'2




NARMADA SAND

TINOS 8x40 CHV CM. [3,14x15,75 IN]

PORCELANICO | PORCELAIN TILE

ESPIGA/SATINADO/INYECCION DIGITAL/ANTI-HIELO  
CHEVRON/SATIN/DIGITAL INJECTION/FROST RESISTANCE



TINOS BLACK 8x40 Espiga



TINOS WHITE 8x40 Espiga



TINOS BLACK & WHITE



TINOS BLACK & WHITE

# BORA

8x40 CHV | 8x44'2 | 15x66 cm. [3,14x15,75 | 3,14x17,4 | 6,1x26,1 IN]




BORA WHITE 8x40 Espiga



BORA WHITE 8x44'2



BORA WHITE 15x66



BORA GREY 8x40 Espiga



BORA GREY 8x44'2




BORA GREY 15x66



BORA WHITE 15x66





BORA DARK 8x40 Espiga



BORA DARK 8x44'2



BORA DARK 15x66

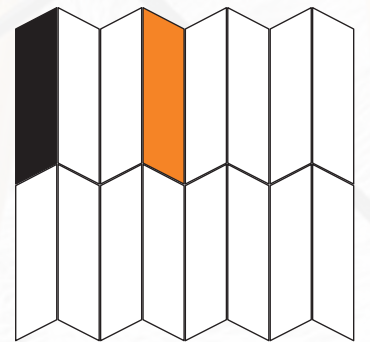

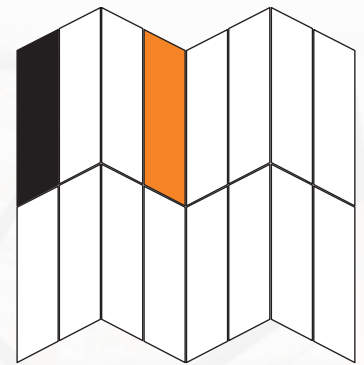

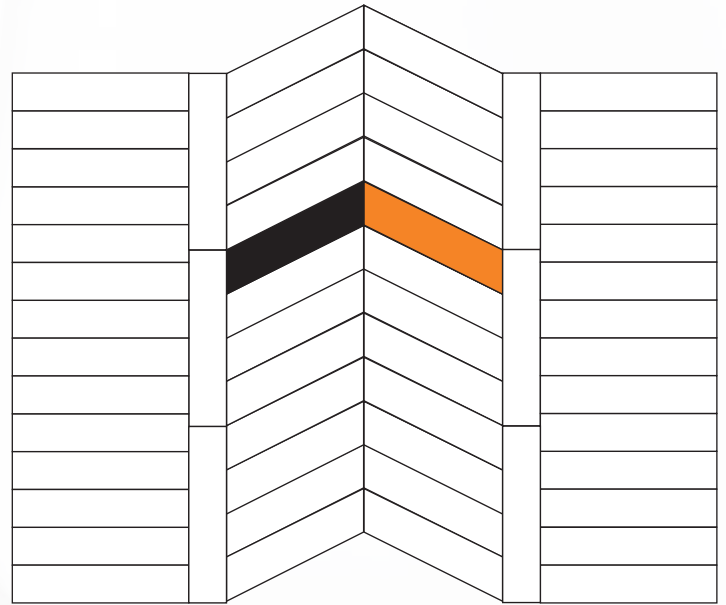


BORA MIX 8x40 Espiga



BORA MIX & BORA DARK

# DIFERENTES COLOCACIONES - DIFFERENTS COMBINATIONS:



\* PIEZA DERECHA E IZQUIERDA EN LA MISMA CAJA - \* RIGHT AND LEFT PIECE IN THE SAME BOX.

## EMBALAJE | PACKAGING

PASTA   BODY	USO   USE	FORMATO   SIZE	COLECCION COLLECTION	CAJA   BOX			PALET   PALLET		
				KG	PIEZAS PIECES	M <sup>2</sup>   in <sup>2</sup>	KG	CAJAS BOXES	M <sup>2</sup>   in <sup>2</sup>
PORCELÁNICO PORCELAIN TILE	REVESTIMIENTO WALL TILES	15'5x67'7 cm.	BORA	24,91	13	1,31	1.246	50	64,4
		8x44'2 cm.	BORA	19,4	30	1,06	1.242	64	67,9
	NARMADA								
	CENTURY								
	PAVIMENTO FLOOR TILES	8x40 cm. Chevron	BORA	18,10	30	0,96	1.158	64	61,4
			NARMADA						
			CENTURY						
TINOS									

*Datos orientativos, confirmar cada referencia | Approximate data, confirm each reference | Данные ориентировочные, необходимо уточнить каждую референцию.*





***OSET***

JOSE OSET Y CIA., SL. PTDA. LLOMETA, S/N. 12210 RIBESALBES (CASTELLÓN-SPAIN)

TLF. +34 964 625 252

OSET@OSET.ES WWW.OSET.ES