

CATALANO

THE ESSENCE OF CERAMICS

LISTINO 48

PRICE LIST | LISTE DE PRIX **2017**

LISTINO 48

PRICE LIST | LISTE DE PRIX **2017**

CONDIZIONI GENERALI DI VENDITA

GENERAL TERMS AND CONDITIONS OF SALE CONDITIONS GÉNÉRALES DE VENTE

DISPOSIZIONI GENERALI

Alle vendite di Ceramica Catalano S.p.A. si applicano le condizioni di vendita sotto riportate che con il suo ordine il Committente si impegna ad accettare. Qualsiasi deroga dalle condizioni generali d'acquisto può avvenire soltanto con il consenso scritto di Ceramica Catalano S.p.A.

COPYRIGHT

I prodotti Catalano sono distribuiti e disponibili per l'acquisto solo ed esclusivamente tramite la sua rete di distributori e rivenditori autorizzati. Catalano si ripromette di rivolgersi alle autorità competenti (in Italia AGCM - Autorità Garante della Concorrenza e del Mercato e all'estero ICN - International Competition Network) nei confronti di chiunque indebitamente faccia intendere e si accrediti in qualche modo come distributore di prodotti Catalano, utilizzando il logo ma anche soltanto per mezzo di un link al sito <http://www.catalano.it>. Le immagini relative ai prodotti Catalano, sia quelle presenti sul web (formato elettronico) che sulla comunicazione cartacea, costituiscono parte integrante della proprietà intellettuale della Catalano e sono protette da un trademark e contrassegnate da un apposito watermark. Qualsiasi utilizzo di dette immagini, a qualsiasi fine, può essere autorizzato esclusivamente dietro concessione scritta da parte della Catalano.

BARCODE

I prodotti Catalano sono corredati di un codice a barre che consente di gestire l'attività di produzione avendo la possibilità di individuare le particolarità inerenti ogni singola fase di lavorazione (colaggio, collaudo, spruzzatura, cottura e scelta). Un tale sistema, tecnologicamente all'avanguardia, permette di avere una visione di insieme delle varie fasi dell'intero ciclo lavorativo e consente il raggiungimento di elevati livelli produttivi e di qualità dei materiali che, diversamente, non sarebbero ipotizzabili.

CONSEGNE

La spedizione della merce s'intende franco fabbrica; il termine di consegna convenuto si basa sulla situazione di magazzino al momento dell'ordine; la

merce viaggia a rischio dell'acquirente e Ceramica Catalano S.p.A. non risponde dei danni o dello smarrimento della merce. Al momento della consegna e prima dell'accettazione il destinatario è tenuto a verificare la merce onde verificare eventuali danni che devono essere segnalati al trasportatore e di conseguenza all'Azienda. Ceramica Catalano non si assume nessuna responsabilità in caso di ritardi nella spedizione e/o nella consegna della merce. Ogni reclamo dovrà essere presentato presso Ceramica Catalano S.p.A. entro otto giorni dal ricevimento della merce. Non verranno accettate richieste per danni e/o interessi di mora per ritardi di consegna.

PESI E DIMENSIONI

I pesi e le dimensioni degli articoli in ceramica sono sottoposti a leggere variazioni e devono intendersi approssimativi; le quote di cantiere, riportate nel catalogo o nei dépliant, possono presentare lievi differenze dovute alle tolleranze di fabbricazione degli articoli ceramici.

GARANZIA

Ceramica Catalano S.p.A. garantisce la qualità del prodotto e si impegna a sostituire eventuali pezzi difettosi entro due anni dalla consegna; qualsiasi difetto deve comunque essere segnalato prima dell'installazione. La garanzia Catalano consiste nella sola sostituzione della merce fornita, senza aggravio di costi aggiuntivi derivanti dalla messa in opera. La merce difettosa deve essere conservata per essere esaminata da parte del personale Catalano che disporrà della sostituzione degli articoli contestati o concederà una riduzione di prezzo.

FORO COMPETENTE

Sede competente per ogni controversia è il Foro di Viterbo.
Prezzi non comprensivi di I.V.A.
Materiale reso franco fabbrica
Imballo in pallets 4%
Pesi e misure sono da considerarsi indicativi.
Questo listino annulla e sostituisce i precedenti allo scopo di migliorare la propria produzione.
Ceramica Catalano S.p.A. si riserva la possibilità di variarne in ogni momento e senza preavviso le caratteristiche tecniche, di funzionamento e formali.

GENERAL RULES

All sales and services provided by Ceramica Catalano are subjected to the following terms and conditions that the Client accepts by signing the order. These terms and conditions may be modified only by a written agreement of Ceramica Catalano.

COPYRIGHT

The Catalano products are distributed and available for purchase exclusively through the Catalano's network of authorized distributors and resellers. Catalano shall contact the competent authorities (in Italy: AGCM - Italian Authority for Market Competition and abroad: ICN - International Competition Network) against anyone who illegitimately credits itself as a Catalano's distributor, uses its logo, but also only in case Catalano finds a non-authorized link to its website <http://www.catalano.it>. The images of the Catalano products, both on the web (digital format) and on printed communications, are the Catalano's intellectual property and are protected by a trademark and marked with a special watermark. Any use of such images, for any purpose, is subject to Catalano's prior written authorization.

BARCODE

All the Catalano products come with a bar code that allows to identify the characteristics of each processing step (casting, testing, spraying, firing and selection stages). This technologically advanced system gives an overview on all the phases of the production cycle, allowing to achieve a high-level of production and a quality of materials that wouldn't be achievable otherwise.

DELIVERY

Transport conditions are EXW; delivery times are based upon our stock availabilities when the order is placed. Transport of goods is on Customers responsibility; Ceramica Catalano cannot accept responsibility for damages or miscarriage of the goods. At the time of receipt,

and before the acceptance, the buyer has to check the goods in order to verify any transport damages that have to be reported to the Carrier and then to the Company. Ceramica Catalano doesn't have any responsibility for time delay of the shipping and/or time delay of delivery. Any claim must be made to Ceramica Catalano within eight days of goods receipt. Ceramica Catalano will not accept request for damages and/or for penalties due to delay in delivery.

WEIGHT AND SIZES

Weight and sizes of ceramic items can be submitted to little variations and so these measures are approximate; the technical drawings with dimensions, written in our catalogues and leaflets, can have small differences due to the tolerance that ceramic items can have.

WARRANTY

Ceramica Catalano warrants the quality of the items and is committed to replace the defective items within two years from the day of the receipt of materials; any kind of imperfection has to be declared anyway before the installation. The Catalano's warranty consists in the replacing of the goods, without incidental expenses due to the installation. Each defective good has to be kept in order to be examined from Catalano' staff that will decide about the replacing of claimed items or the discount on the price.

COMPETENT COURT

The court of justice in charge of any dispute is the Court of Viterbo.
The prices are V.A.T. free.
The returned goods are EXW.
Pallets packing plus 4%.
Weights and sizes are approximate.
This price list cancels and replaces the previous ones.
In order to continue to improve its products, Catalano reserves the right to alter without any prior warning the technical, formal and functional features.

DISPOSITIONS GÉNÉRALES

Les conditions de vente indiquées ci-dessous s'appliquent aux ventes de Ceramica Catalano S.p.A. que le Client s'engage à accepter avec sa commande. Toute dérogation aux conditions générales d'achat peut avoir lieu uniquement avec le consentement écrit de Ceramica Catalano spa.

COPYRIGHT

Les produits CATALANO sont distribués et sont disponibles exclusivement à travers des distributeurs ou revendeurs autorisés. Catalano se garde le droit de s'adresser à l'autorité compétente (En Italie , AGCM - Autorità Garante della Concorrenza e del Mercato e all'estero ICN - International Competition Network) pour poursuivre quiconque ne respecterait pas cette règle de distribution ou qui s'accréditerait du titre de distributeur officiel Catalano, en utilisant le logo ou un lien dirigeant au site <http://www.catalano.it> Les images et autres informations relatives aux produits, qu'elles soient présentes sur le web ou sur les documentations papier sont propriétés intellectuelles de CATALANO et sont protégées par un trademark et d'un watermark . L'utilisation de ces images ou informations ne peuvent pas être utilisées sans l'autorisation écrite de CATALANO.

CODE BARRE

Les produits Catalano sont identifiés par un code barre unique et personnel qui permet de suivre sa production dans les différentes phases (coulage, émaillage, sélection etc...) Ce système de production avant-gardiste permet d'avoir une vision de l'ensemble des différentes phases de production, d'atteindre un niveau productif élevé et d'avoir une qualité de matériaux.

LIVRAISONS

La livraison de la marchandise est franco usine; le délai de livraison convenu se base sur la situation de l'entrepôt au moment de la commande; la marchandise voyage aux risques et périls de l'acheteur et Ceramica Catalano S.p.A. n'est pas responsable de dommages ou de pertes de marchandise. Au moment de la livraison et avant l'acceptation, le destinataire doit vérifier la

marchandise afin d'éviter des dommages éventuels qui devront être signalés au transporteur et par conséquent à l'entreprise. Ceramica Catalano n'assume aucune responsabilité en cas de retards d'expédition et/ou livraison de marchandise. Toute réclamation devra être présentée à Ceramica Catalano S.p.A. sous huit jours à partir de la date de réception de la marchandise. Aucune demande de dommage et intérêt ne sera acceptée en cas de retards de livraison.

POIDS ET DIMENSIONS

Les poids et les dimensions des articles en céramique sont soumis à de légères variations et sont donc approximatifs ; les cotes de chantier indiquées sur le catalogue et les dépliants peuvent être légèrement différentes en raison des tolérances de fabrication des articles en céramique.

GARANTIE

Ceramica Catalano S.p.A. garantit la qualité du produit et s'engage à remplacer d'éventuelles pièces défectueuses pendant une période de deux ans à partir de la date de livraison; tout défaut doit cependant être signalé avant l'installation. La garantie Catalano consiste au remplacement uniquement de la marchandise fournie, sans frais supplémentaires dus à la pose. La marchandise défectueuse doit être conservée pour être examinée par du personnel Catalano qui s'occupera de remplacer les articles faisant l'objet de la contestation ou concédera une réduction du prix.

TRIBUNAL COMPÉTENT

Le tribunal compétent en cas de controverse est celui de Viterbo.
Prix HTTC
Matériel rendu franco usine
Emballage sur palette 4%
Poids et dimensions approximatifs. Ce catalogue annule et remplace les précédents dans le but d'améliorer la propre production. Ceramica Catalano S.p.A. se réserve la possibilité d'en changer à tout moment et sans préavis les caractéristiques techniques, de fonctionnement et formelles.

NUOVI PRODOTTI

NEW PRODUCTS
NOUVEAUX PRODUITS

GREEN

| | | |
|-----------------|----------------|------|
| Green Lux 75x40 | cod.175AGRLX00 | p.16 |
| Green Lux 50x38 | cod.150AGRLX00 | p.17 |

GREEN ONE

| | | |
|-------|-----------------|------|
| 45x34 | cod.145GRON00** | p.23 |
|-------|-----------------|------|

VERSO

| | | |
|-------|----------------|------|
| 60x37 | cod.16037VE00 | p.50 |
| 50x37 | cod.15037VEN00 | p.50 |
| 50x25 | cod.15025VE00 | p.50 |
| 40x23 | cod.14023VE00 | p.50 |

VELIS

| | | |
|-------|--------------|------|
| 62x48 | cod.162VL00* | p.68 |
|-------|--------------|------|

SFERA

| | | |
|-----------------|---------------------------|------|
| 100x50 | cod.1100SFN00 | p.82 |
| 80x50 | cod.180SFN00 | p.82 |
| 60x50 | cod.160SFN00 | p.82 |
| 65x48 | cod.165BSF00 | p.83 |
| 60x45 | cod.160BSF00 | p.83 |
| 45x34 | cod.145BSF00 - 145BSFNP00 | p.83 |
| Wc NF Eco 54x35 | cod.1VSF54RECO00 | p.87 |
| Bidet Eco 54x35 | cod.1BSF54ECO00 | p.87 |

COLORI

| | | |
|------------------|--|-------|
| (New Collection) | | p.102 |
|------------------|--|-------|

* Disponibilità | Available | Disponible **03|2017**

** Disponibilità | Available | Disponible **04|2017**

INDEX

COLLECTION

- 10** GREEN
- 20** GREEN ONE
- 26** PREMIUM
- 36** ZERO
- 48** VERSO + VERSO COMFORT
- 54** STAR
- 60** IMPRONTA
- 66** VELIS
- 74** PROIEZIONI
- 80** SFERA
- 94** NEW LIGHT
- 102** COLORI
- 112** CANOVA ROYAL

- 126** LAVABI D'ARREDO
Vanity basins | Lavabos d'amoublement
- 132** PIATTI DOCCIA
Shower trays | Receveur de douche
- 142** ORINATOI
Urinals | Urinoirs

- 146** ACCESSORI
Accessories | Accessoires
- 150** PRODOTTI IN ELIMINAZIONE
Products out of production
Produits en élimination
- 154** INDICE PER CODICE
Index by codes | Sommaire par code

LEGENDA

LEGEND
LÉGENDE

CODICE PRODOTTO

product code | code produit

RUBINETTERIA

taps | robinetterie



Lavabo monoforo

Washbasin with 1 taphole
Lavabo monotrou



Lavabo predisposto per rubinetteria monoforo

Washbasin with 0 or 1 taphole
Lavabo conçu pour robinetterie monotrou



Lavabo monoforo predisposto triforo

Washbasin with 1 taphole prearranged for 3 tapholes
Lavabo monotrou conçu pour trois trous



Lavabo predisposto per rubinetteria triforo

Washbasin with 0, 1 or 3 prearranged tapholes
Lavabo conçu pour robinetterie trois trous



Lavabo predisposto per rubinetteria su 5 posizioni

Washbasin prearranged to have taps in 5 different positions
Lavabo conçu pour robinetterie sur 5 positions



Lavabo predisposto per rubinetteria su 7 posizioni

Washbasin prearranged to have taps in 7 different positions
Lavabo conçu pour robinetterie sur 7 positions

DIMENSIONI PALLET


pallet sizes | dimensions palette

Pallet Italia: cm 100x120 h140

Pallet Export: cm 100x120 h225

Europallet: cm 80x120 h 225



cod. 110VP00 
Installazione sospesa, ad appoggio o su mobile.
N°2 kit fissaggi cod. Z3442 non inclusi.
Suitable for wall-hung, sit-on or base cabinet installation.
#2 fixing sets, code Z3442 not included.
Installation suspendue ou posée.
N°2 kit de fixation cod. Z3442 non inclus.

| euro | cm | kg | pallet Italia | Euro pallet | pallet Export |
|--------|--------|----|---------------|-------------|---------------|
| 690,00 | 100x47 | 28 | 12 | 12 | 20 |
| 12,00 | | | | | |



cod. 5SCSTP000
Sedile soft-close plus in resina inalterabile.
Soft-close Seat-cover Plus made of unalterable resin.
Abattant soft-close plus en résine inaltérable.

| | | | | | |
|--------|--|---|----|-----|-----|
| 175,00 | | 3 | 84 | 112 | 140 |
|--------|--|---|----|-----|-----|

TAKE OFF SYSTEM

Sistema a sgancio rapido del coprivaso che consente una pulizia totale.

Quick-release toilet seat allows a total cleaning.

Système à décrochage rapide de l'abattant qui permet un nettoyage total.



Cataglaze è una barriera totale a prova di sporco. Creando una superficie liscia e planare, elimina i micro avvallamenti della ceramica, evitando per sempre alle macchie di aderire.

Una rivoluzionaria smaltatura che rende la ceramica inattaccabile e inalterabile e che crea una differenza immediatamente percepibile con le superfici tradizionalmente trattate.



MAGGIORE LEVIGATEZZA

Smoothness
Aspect lisse



MAGGIORE BRILLANTEZZA

Brightness
Aspect brillant



MAGGIORE RESISTENZA AGLI AGENTI CHIMICI

Resistance to chemicals
Résistant aux agents chimiques



PULIZIA FACILE E RAPIDA

Quick cleaning
Nettoyage rapide



RISPETTO PER L'AMBIENTE

Respect for the environment
Respect de l'environnement



LUNGA DURATA DI VITA

Long lifecycle
Longue durée



IGIENE TOTALE


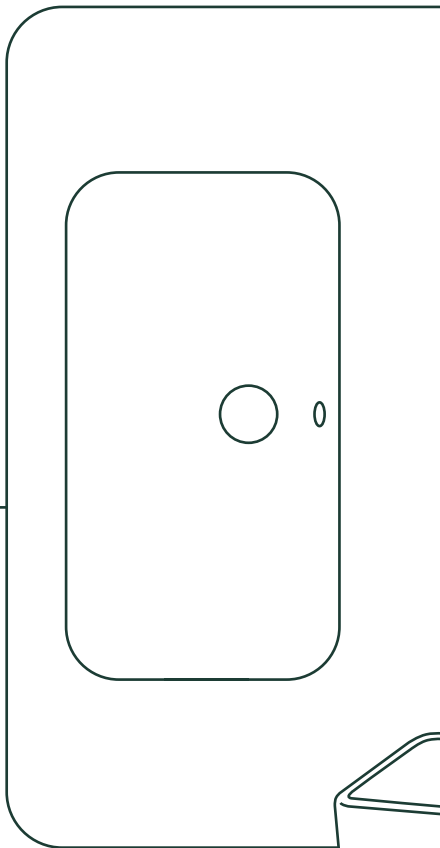
Total hygiene
Hygiène totale

A total bacteria-proof treatment. By minimising surface porosity, our lifetime glaze facilitates water flow and cleaning and ensures that ceramic products have a long-lasting smooth finish.

Cataglaze is a revolutionary high performance treatment that improves surface hygiene and ensures superior long-lasting brightness, when compared to traditionally treated ceramics.

Cataglaze est une barrière totale à l'épreuve de l'hygiène. Grâce à la création d'une surface parfaitement lisse et plane, il élimine les microdépressions de la céramique, en évitant ainsi pour toujours aux taches d'adhérer.

Un émailage révolutionnaire qui confère des propriétés inattaquables et inaltérables à la céramique et crée une différence immédiatement visible avec les surfaces traditionnellement traitées.



Ispirato dalla natura
Learning by nature
Inspirée par la nature

GREEN

GREEN

GREEN

100x50 cod.1100GR00



80x50 cod.180GR00



60x50 cod.160GR00



60x38 cod.160AGR00



50x38 cod.150AGR00



48 cod.148AGR00



42 cod.142AGR00



GREEN UP

120x52 cod.1120GRUP00



100x52 cod.1100GRUP00



80x52 cod.180GRUP00



GREEN LUX

65x42 cod.165GRLX00



60x40 cod.160GRLX00



42x42 cod.142GRLX00



GREEN LUX

NEW
75x40 cod.175AGRLX00



65x40 cod.165AGRLX00



60x38 cod.160AGRLX00



NEW
50x38 cod.150AGRLX00



40x40 cod.140AGRLX00



WC BIDET ABBINABILI

matching wc and bidet | wc et bidet associés

pp. 40-41-42

p. 43-44-45

p. 98

55x35 cod.1VS55NR00 | 1BS55N00



NEWFLUSH

55x35 cod.1VP5500 | 1BI5500



53x37 cod.1VSLIR00 | 1BSLIR00



NEWFLUSH

55x35 cod.1VS55N00 | 1BS55N00



45x35 cod.1VP4500



50x35 cod.1VSV50N00 | 1BSV50N00



62x35 cod.1MPZN00+1CMSZ00

62x35 cod.1MPZN00+1SCSC00*



45x35 cod.1VSV45N00



* con scocca e cisterna anticondensa
with anticondesation cistern without lid
avec caisson anti-condensation et citerne



GREEN 100

cod. 1100GR00 ○ ○ ○ ○ ○
Installazione sospesa, semincasso, su colonna o mobile.
N°2 kit fissaggi cod. Z3443 non inclusi.
*Wall-hung, semi-inset, pedestal or sit on installation on a dedi-
 cated cabinet. #2 fixing sets, code Z3443 not included.*
Installation suspendue, semi-encastree, sur colonne ou à poser.
N°2 kit de fixation cod. Z3443 non inclus.

| euro | cm | kg | pallet Italia | Euro pallet | pallet Export |
|--------|--------|----|---------------|-------------|---------------|
| 550,00 | 100x50 | 33 | 10 | 11 | 19 |
| 12,00 | | | | | |

cod. 5P100GR00
Portasciugamani in ottone cromato.
Chrome-brass towel rail.
Porte serviette en laiton chromè

| | | | | | |
|--------|----|---|--|--|--|
| 150,00 | 94 | 1 | | | |
|--------|----|---|--|--|--|

GREEN 80




cod. 180GR00 ○ ○ ○
Installazione sospesa, semincasso, su colonna o mobile.
Fissaggio cod. Z3443 non incluso.
*Wall-hung, semi-inset, pedestal or sit on installation on a dedi-
 cated cabinet. Fixing cod. Z3443 not included.*
Installation suspendue, semi-encastree, sur colonne ou à poser.
Kit de fixation cod. Z3443 non inclus.

| | | | | | |
|--------|-------|----|----|----|----|
| 420,00 | 80x50 | 25 | 12 | 20 | 24 |
| 6,00 | | | | | |

cod. 5P80GR00
Portasciugamani in ottone cromato.
Chrome-brass towel rail.
Porte serviette en laiton chromè

| | | | | | |
|--------|----|---|--|--|--|
| 150,00 | 74 | 1 | | | |
|--------|----|---|--|--|--|

GREEN 60



cod. 160GR00 ○ ○ ○
Installazione sospesa, semincasso, su colonna o mobile.
Fissaggio cod. Z3443 non incluso.
*Wall-hung, semi-inset, pedestal or sit on installation on a dedi-
 cated cabinet. Fixing cod. Z3443 not included.*
Installation suspendue, semi-encastree, sur colonne ou à poser.
Kit de fixation cod. Z3443 non inclus.

| | | | | | |
|--------|-------|----|----|----|----|
| 330,00 | 60x50 | 20 | 12 | 21 | 20 |
| 6,00 | | | | | |

cod. 5P60GR00
Portasciugamani in ottone cromato.
Chrome-brass towel rail.
Porte serviette en laiton chromè.

| | | | | | |
|--------|----|---|--|--|--|
| 120,00 | 54 | 1 | | | |
|--------|----|---|--|--|--|

COLONNA

cod. 1COPR00
Colonna in ceramica.
Ceramic pedestal.
Colonne.

| | | | | | |
|--------|-------|----|--|--|--|
| 242,00 | 20x70 | 14 | | | |
|--------|-------|----|--|--|--|



GREEN 60

cod. 160AGR00
Installazione ad appoggio. Senza troppopieno.
Suitable for sit on installation. Without overflow.
Vasque à poser. Sans trop plein.

euro cm kg pallet Italia Euro pallet Export

325,00 60x38 14 20 21 32



GREEN 50

cod. 150AGR00
Installazione ad appoggio. Senza troppopieno.
Suitable for sit on installation. Without overflow.
Vasque à poser. Sans trop plein.

300,00 50x38 12 33 36 44



GREEN 48

cod. 148AGR00
Installazione ad appoggio. Senza troppopieno.
Suitable for sit on installation. Without overflow.
Vasque à poser. Sans trop plein.

300,00 Ø48 11 18 23 31



GREEN 42

cod. 142AGR00
Installazione ad appoggio. Senza troppopieno.
Suitable for sit on installation. Without overflow.
Vasque à poser. Sans trop plein.

265,00 Ø42 9 24 36 48



GREEN UP 120

cod. 1120GRUP00 ○○○
Installazione sospesa o su mobile.
N°2 kit fissaggi cod. Z3443 non inclusi.
Suitable for wall-hung or base cabinet installation.
#2 fixing sets, code Z3443 not included.
Installation suspendue.
N°2 kit de fixation cod. Z3443 non inclus.

cod. 5P100GR00
Portasciugamani in ottone cromato.
Chrome-brass towel rail.
Porte serviette en laiton chromè.

GREEN UP 100



cod. 1100GRUP00 ○○○
Installazione sospesa o su mobile.
Fissaggio cod. Z3442 non incluso.
Suitable for wall-hung or base cabinet installation.
Fixing cod. Z3442 not included.
Installation suspendue.
Kit de fixation cod. Z3442 non inclus.

cod. 5P80GR00
Portasciugamani in ottone cromato.
Chrome-brass towel rail.
Porte serviette en laiton chromè.

GREEN UP 80



cod. 180GRUP00 ○○○
Installazione sospesa o su mobile.
Fissaggio cod. Z3442 non incluso.
Suitable for wall-hung or base cabinet installation.
Fixing cod. Z3442 not included.
Installation suspendue.
Kit de fixation cod. Z3442 non inclus.

cod. 5P60GR00
Portasciugamani in ottone cromato.
Chrome-brass towel rail.
Porte serviette en laiton chromè.

| | euro | cm | kg | pallet Italia | Euro pallet | pallet Export |
|--|-----------------|--------|----|---------------|-------------|---------------|
| cod. 1120GRUP00 ○○○ Installazione sospesa o su mobile. N°2 kit fissaggi cod. Z3443 non inclusi. <i>Suitable for wall-hung or base cabinet installation.</i> <i>#2 fixing sets, code Z3443 not included.</i> <i>Installation suspendue.</i> <i>N°2 kit de fixation cod. Z3443 non inclus.</i> | 750,00 12,00 | 120x52 | 31 | 10 | 12 | 20 |
| cod. 5P100GR00 Portasciugamani in ottone cromato. <i>Chrome-brass towel rail.</i> <i>Porte serviette en laiton chromè.</i> | 150,00 | 94 | 1 | | | |
| cod. 1100GRUP00 ○○○ Installazione sospesa o su mobile. Fissaggio cod. Z3442 non incluso. <i>Suitable for wall-hung or base cabinet installation.</i> <i>Fixing cod. Z3442 not included.</i> <i>Installation suspendue.</i> <i>Kit de fixation cod. Z3442 non inclus.</i> | 600,00 6,00 | 100x52 | 27 | 10 | 11 | 19 |
| cod. 5P80GR00 Portasciugamani in ottone cromato. <i>Chrome-brass towel rail.</i> <i>Porte serviette en laiton chromè.</i> | 150,00 | 74 | 1 | | | |
| cod. 180GRUP00 ○○○ Installazione sospesa o su mobile. Fissaggio cod. Z3442 non incluso. <i>Suitable for wall-hung or base cabinet installation.</i> <i>Fixing cod. Z3442 not included.</i> <i>Installation suspendue.</i> <i>Kit de fixation cod. Z3442 non inclus.</i> | 470,00 6,00 | 80x52 | 22 | 12 | 18 | 20 |
| cod. 5P60GR00 Portasciugamani in ottone cromato. <i>Chrome-brass towel rail.</i> <i>Porte serviette en laiton chromè.</i> | 120,00 | 54 | 1 | | | |



GREEN LUX 65

cod. 165GRLX00 ○
 Installazione ad appoggio o semincasso. Senza troppopieno.
It can be installed lay-on, semi-fitted. Without overflow.
Vasque à poser, semi-encastrée. Sans trop plein.

euro cm kg pallet Italia pallet Euro pallet Export

| | | | | | |
|--------|-------|----|----|----|----|
| 390,00 | 65x42 | 13 | 19 | 21 | 20 |
|--------|-------|----|----|----|----|



GREEN LUX 60

cod. 160GRLX00 ○
 Installazione ad appoggio o semincasso. Senza troppopieno.
It can be installed lay-on, semi-fitted. Without overflow.
Vasque à poser, semi-encastrée. Sans trop plein.

| | | | | | |
|--------|-------|----|----|----|----|
| 375,00 | 60x40 | 12 | 18 | 21 | 30 |
|--------|-------|----|----|----|----|



GREEN LUX 42

cod. 142GRLX00 ○
 Installazione ad appoggio o semincasso. Senza troppopieno.
It can be installed lay-on, semi-fitted. Without overflow.
Vasque à poser, semi-encastrée. Sans trop plein.

| | | | | | |
|--------|-------|---|----|----|----|
| 345,00 | 42x42 | 9 | 24 | 36 | 48 |
|--------|-------|---|----|----|----|

GREEN

NEW**GREEN LUX 75**

cod. 175AGRLX00

Installazione ad appoggio o semincasso. Senza troppopieno.*It can be installed lay-on, semi-fitted. Without overflow.**Vasque à poser, semi-encastrée. Sans trop plein.*

euro

cm

kg

pallet Euro pallet
Italia pallet Export

410,00

75x40

14

10

14

17

GREEN LUX 65

cod. 165AGRLX00

Installazione ad appoggio o semincasso. Senza troppopieno.*It can be installed lay-on, semi-fitted. Without overflow.**Vasque à poser, semi-encastrée. Sans trop plein.*

390,00

65x40

12

19

21

20

GREEN LUX 60

cod. 160AGRLX00

Installazione ad appoggio o semincasso. Senza troppopieno.*It can be installed lay-on, semi-fitted. Without overflow.**Vasque à poser, semi-encastrée. Sans trop plein.*

375,00

60x38

10

18

21

30

NEW



GREEN LUX 50

cod. 150AGRLX00
Installazione ad appoggio o semincasso. Senza troppopieno.
It can be installed lay-on, semi-fitted. Without overflow.
Vasque à poser, semi-encastrée. Sans trop plein.

euro

cm

kg

pallet Euro pallet
Italia pallet Export

360,00

50x38

9

33

36

44

GREEN



GREEN LUX 40

cod. 140AGRLX00
Installazione ad appoggio o semincasso. Senza troppopieno.
It can be installed lay-on, semi-fitted. Without overflow.
Vasque à poser, semi-encastrée. Sans trop plein.

345,00

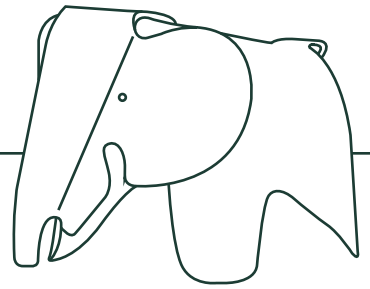

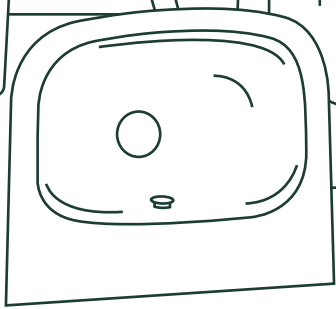

40x40

8

24

36

48



La contemporaneità della memoria
The contemporaneity of memory
La contemporanéité du mémoir

GREEN ONE

GREEN ONE

65x50 cod.165GRON00



55x45 cod.155GRON00



60x47.5 cod.160GRON00



NEW
45x34 cod.145GRON00*



***Disponibilità**

Available
Disponible

04|2017

WC BIDET ABBINABILI

matching wc and bidet | wc et bidet associés

pp. 98|87

p. 99

53x37 cod.1VSLIR00 | 1BSLIR00



NEWFLUSH

52x37 cod.1VSLI00 | 1BSLI00



NEW

54x35 cod.1VSF54RECO00 | 1BSF54ECO00



ECO NEWFLUSH

50x37 cod.1VPLI00 | 1BILI00





GREEN ONE 65

cod. 165GRON00 ○○○
Installazione sospesa o su colonna.
Fissaggio cod. Z3442 non incluso.
Suitable for wall-hung and on pedestal.
Fixings cod. Z3442 not included.
Installation suspendue ou sur colonne.
Fixation cod. Z3442 non inclus.

euro cm kg pallet Italia pallet Euro pallet Export

285,00 65x50 14 12 21 20
 6,00

cod. 4COPO00
Colonna in ceramica.
Ceramic pedestal.
Colonne.

70,00 18x69 14 24 52



GREEN ONE 60

cod. 160GRON00 ○○○
Installazione sospesa o su colonna.
Fissaggio cod. Z3442 non incluso.
Suitable for wall-hung and on pedestal.
Fixings cod. Z3442 not included.
Installation suspendue ou sur colonne.
Fixation cod. Z3442 non inclus.

270,00 60x47,5 13 12 24 29
 6,00

cod. 4COPO00
Colonna in ceramica.
Ceramic pedestal.
Colonne.

70,00 18x69 14 24 52



GREEN ONE 55

cod. 155GRON00 ○○○
 Installazione sospesa.
 Fissaggio cod. Z3442 non incluso.
 Suitable for wall-hung.
 Fixings cod. Z3442 not included.
 Installation suspendue.
 Fixation cod. Z3442 non inclus.

euro cm kg pallet Italia Euro pallet Export

230,00 55x45 12 12 24 29

6,00

GREEN ONE

NEW


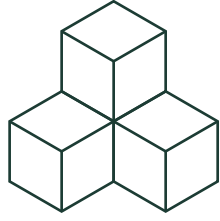


GREEN ONE 45*

cod. 145GRON00 ○
 Installazione sospesa.
 Fissaggio cod. Z3442 non incluso.
 Suitable for wall-hung.
 Fixings cod. Z3442 not included.
 Installation suspendue.
 Fixation cod. Z3442 non inclus.

180,00 45x34 10 30 40 50

***Disponibilità**
 Available
 Disponible
04|2017



La sintesi di un pensiero
Synthesis of an evolving idea
La synthèse d'une pensée

PREMIUM

PREMIUM

PREMIUM

150x50 cod.115VP00



120x47 cod.112VPD00



PREMIUM

120x47 cod.112VP00



100x47 cod.110VP00



80x47 cod.180VP00



60x47 cod.160VP00



50x47 cod.150VP00



PREMIUM UP

120x47 cod.112VPU00



100x47 cod.110VPU00



80x47 cod.180SVP00



80x47 cod.180DVP00



60x47 cod.160SVPUP00



60x47 cod.160DVPUP00



PREMIUM

70x37 cod.170VP00



55x37 cod.155VP00



40x32 cod.140VP00



55x47 cod.1LSVP00



Semincasso

Semi-fitted
Semi-encastée

WC BIDET ABBINABILI

matching wc and bidet | wc et bidet associés

pp. 40-41-42

pp. 43-44-45

p. 57

55x35 cod.1VS55NR00 | 1BS55N00



NEWFLUSH

55x35 cod.1VP5500 | 1BI5500



55x34 cod.1VSST00 | 1BSST00



55x35 cod.1VS55N00 | 1BS55N00



45x35 cod.1VP4500



50x35 cod.1VSV50N00 | 1BSV50N00



62x35 cod.1MPZN00 + 1CMSZ00

62x35 cod.1MPZN00 + 1SCSC00*



45x35 cod.1VSV45N00



* con scocca e cisterna anticondensa
with anticondesation cistern without lid
avec caisson anti-condensation et citerne



PREMIUM 150

cod. 115VP00 ○○○○ ○○○○
Installazione sospesa, ad appoggio o su mobile.
N°2 kit fissaggi cod. Z3443 non inclusi.
Suitable for wall-hung, sit-on or base cabinet installation.
#2 fixing sets, code Z3443 not included.
Installation suspendue ou posée.
N°2 kit de fixation cod. Z3443 non inclus.

euro cm kg pallet Italia pallet Euro pallet Export

| | | | | | |
|----------|--------|----|---|---|---|
| 1.590,00 | 150x50 | 48 | 9 | 8 | 9 |
| 12,00 | | | | | |

cod. 5P15VP00
Portasciugamani in ottone cromato.
Chrome-brass towel rail.
Porte serviette en laiton chromé.

| | | | | | |
|--------|-----|---|--|--|--|
| 300,00 | 144 | 2 | | | |
|--------|-----|---|--|--|--|

PREMIUM 120



cod. 112VPD00 ○○○○ ○○○○
Installazione sospesa, ad appoggio o su mobile.
N°2 kit fissaggi cod. Z3443 non inclusi.
Suitable for wall-hung, sit-on or base cabinet installation.
#2 fixing sets, code Z3443 not included.
Installation suspendue ou posée.
N°2 kit de fixation cod. Z3443 non inclus.

| | | | | | |
|--------|--------|----|----|----|----|
| 984,00 | 120x47 | 35 | 10 | 12 | 20 |
| 12,00 | | | | | |

cod. 5P12VP00
Portasciugamani in ottone cromato.
Chrome-brass towel rail.
Porte serviette en laiton chromé.

| | | | | | |
|--------|-----|---|--|--|--|
| 190,00 | 115 | 1 | | | |
|--------|-----|---|--|--|--|

PREMIUM 120



cod. 112VP00 ○○○○ ○○○○
Installazione sospesa, ad appoggio o su mobile.
N°2 kit fissaggi cod. Z3443 non inclusi.
Suitable for wall-hung, sit-on or base cabinet installation.
#2 fixing sets, code Z3443 not included.
Installation suspendue ou posée.
N°2 kit de fixation cod. Z3443 non inclus.

| | | | | | |
|--------|--------|----|----|----|----|
| 875,00 | 120x47 | 35 | 10 | 12 | 20 |
| 12,00 | | | | | |

cod. 5P12VP00
Portasciugamani in ottone cromato.
Chrome-brass towel rail.
Porte serviette en laiton chromé.

| | | | | | |
|--------|-----|---|--|--|--|
| 190,00 | 115 | 1 | | | |
|--------|-----|---|--|--|--|

PREMIUM 100



cod. 110VP00 ○○○○ ○○○○
Installazione sospesa, ad appoggio o su mobile.
N°2 kit fissaggi cod. Z3442 non inclusi.
Suitable for wall-hung, sit-on or base cabinet installation.
#2 fixing sets, code Z3442 not included.
Installation suspendue ou posée.
N°2 kit de fixation cod. Z3442 non inclus.

| | | | | | |
|--------|--------|----|----|----|----|
| 690,00 | 100x47 | 28 | 12 | 12 | 20 |
| 12,00 | | | | | |

cod. 5P10N00
Portasciugamani in ottone cromato.
Chrome-brass towel rail.
Porte serviette en laiton chromé.

| | | | | | |
|--------|----|---|--|--|--|
| 155,00 | 95 | 1 | | | |
|--------|----|---|--|--|--|

**PREMIUM 80**

cod. 180VP00 ○○○
Installazione sospesa, ad appoggio o su mobile.
Fissaggio cod. Z3442 non incluso.
Suitable for wall-hung, sit-on or base cabinet installation.
Fixing cod. Z3442 not included.
Installation suspendue ou posée.
Kit de fixation cod. Z3442 non inclus.

euro cm kg pallet Italia Euro pallet Export

535,00 80x47 23 12 18 20
 6,00

cod. 5P75N00
Portasciugamani in ottone cromato.
Chrome-brass towel rail.
Porte serviette en laiton chromé.

155,00 69 1

PREMIUM 60

cod. 160VP00 ○○○
Installazione sospesa, ad appoggio o su mobile.
Fissaggio cod. Z3442 non incluso.
Suitable for wall-hung, sit-on or base cabinet installation.
Fixing cod. Z3442 not included.
Installation suspendue ou posée.
Kit de fixation cod. Z3442 non inclus.

433,00 60x47 17 20 24 32
 6,00

cod. 5P6QN00
Portasciugamani in ottone cromato.
Chrome-brass towel rail.
Porte serviette en laiton chromé.

124,00 55 1

PREMIUM 50

cod. 150VP00 ○○○
Installazione sospesa, ad appoggio o su mobile.
Fissaggio cod. Z3442 non incluso.
Suitable for wall-hung, sit-on or base cabinet installation.
Fixing cod. Z3442 not included.
Installation suspendue ou posée.
Kit de fixation cod. Z3442 non inclus.

407,00 50x47 16 24 24 44
 6,00

cod. 5P5QN00
Portasciugamani in ottone cromato.
Chrome-brass towel rail.
Porte serviette en laiton chromé.

124,00 45 1



PREMIUM UP 120

cod. 112VPUP00 ○○○○
Installazione sospesa, ad appoggio o su mobile.
N°2 kit fissaggi cod. Z3443 non inclusi.
Suitable for wall-hung, sit-on or base cabinet installation.
#2 fixing sets, code Z3443 not included.
Installation suspendue ou posée.
N°2 kit de fixation cod. Z3443 non inclus.

| euro | cm | kg | pallet Italia | Euro pallet | pallet Export |
|--------|--------|----|---------------|-------------|---------------|
| 900,00 | 120x47 | 35 | 10 | 12 | 20 |
| 12,00 | | | | | |

cod. 5P12VP00
Portasciugamani in ottone cromato.
Chrome-brass towel rail.
Porte serviette en laiton chromé.

| | | | | | |
|--------|-----|---|--|--|--|
| 190,00 | 115 | 1 | | | |
|--------|-----|---|--|--|--|

PREMIUM UP 100



cod. 110VPUP00 ○○○○
Installazione sospesa, ad appoggio o su mobile.
N°2 kit fissaggi cod. Z3442 non inclusi.
Suitable for wall-hung, sit-on or base cabinet installation.
#2 fixing sets, code Z3442 not included.
Installation suspendue ou posée.
N°2 kit de fixation cod. Z3442 non inclus.

| | | | | | |
|--------|--------|----|----|----|----|
| 720,00 | 100x47 | 29 | 12 | 12 | 20 |
| 12,00 | | | | | |

cod. 5P10N00
Portasciugamani in ottone cromato.
Chrome-brass towel rail.
Porte serviette en laiton chromé.

| | | | | | |
|--------|----|---|--|--|--|
| 155,00 | 95 | 1 | | | |
|--------|----|---|--|--|--|

**PREMIUM UP 80 DX**

cod. 180DVP00 ○○○○

Installazione sospesa, ad appoggio o su mobile.**N°2 kit fissaggi cod. Z3442 non inclusi.***Suitable for wall-hung, sit-on or base cabinet installation.**#2 fixing sets, code Z3442 not included.**Installation suspendue ou posée.**N°2 kit de fixation cod. Z3442 non inclus.*

euro cm kg pallet Italia pallet Export

570,00

80x47

24

12

18

20

12,00

cod. 5P75N00

Portasciugamani in ottone cromato.*Chrome-brass towel rail.**Porte serviette en laiton chromé.*

155,00

69

1

NEW**STRUTTURA SOSPESA**

cod. 5SS80VPUP00

Struttura sospesa in acciaio inox lucido completa di cassettera e portasciugamani laterale.*Wall mounted support frame in stainless steel with drawers and side towel rail.**Structure suspendue en acier inox complète.*

1.650,00

76x45
h40

24

PREMIUM UP 80 SX

cod. 180SVP00 ○○○○

Installazione sospesa, ad appoggio o su mobile.**N°2 kit fissaggi cod. Z3442 non inclusi.***Suitable for wall-hung, sit-on or base cabinet installation.**#2 fixing sets, code Z3442 not included.**Installation suspendue ou posée.**N°2 kit de fixation cod. Z3442 non inclus.*

570,00

80x47

24

12

18

20

12,00

cod. 5P75N00

Portasciugamani in ottone cromato.*Chrome-brass towel rail.**Porte serviette en laiton chromé.*

155,00

69

1

NEW**STRUTTURA SOSPESA**

cod. 5SS80VPUP00

Struttura sospesa in acciaio inox lucido completa di cassettera e portasciugamani laterale.*Wall mounted support frame in stainless steel with drawers and side towel rail.**Structure suspendue en acier inox complète.*

1.650,00

76x45
h40

24



PREMIUM UP 60 DX

cod. 160DVPUP00 ○○○○
Installazione sospesa, ad appoggio o su mobile.
Fissaggio cod. Z3442 non incluso.

Suitable for wall-hung, sit-on or base cabinet installation.
Fixing cod. Z3442 not included.
Installation suspendue ou posée.
Kit de fixation cod. Z3442 non inclus.

euro cm kg pallet Italia pallet Euro pallet Export

470,00 60x47 20 20 24 32

6,00

cod. 5P6QN00
Portasciugamani in ottone cromato.

Chrome-brass towel rail.
Porte serviette en laiton chromé.

124,00 55 1

PREMIUM UP 60 SX



cod. 160SVPUP00 ○○○○
Installazione sospesa, ad appoggio o su mobile.
Fissaggio cod. Z3442 non incluso.

Suitable for wall-hung, sit-on or base cabinet installation.
Fixing cod. Z3442 not included.
Installation suspendue ou posée.
Kit de fixation cod. Z3442 non inclus.

470,00 60x47 20 20 24 32

6,00

cod. 5P6QN00
Portasciugamani in ottone cromato.

Chrome-brass towel rail.
Porte serviette en laiton chromé.

124,00 55 1

**PREMIUM 70**

cod. 170VP00 ○○○
Installazione sospesa, ad appoggio o su mobile.
Fissaggio cod. Z3442 non incluso.
Suitable for wall-hung, sit-on or base cabinet installation.
Fixing cod. Z3442 not included.
Installation suspendue ou posée.
Kit de fixation cod. Z3442 non inclus.

euro cm kg pallet Italia Euro pallet Export

525,00 70x37 18 14 24 28

6,00

cod. 5PA7N00
Portasciugamani in ottone cromato.
Chrome-brass towel rail.
Porte serviette en laiton chromé.

134,00 69 1

PREMIUM 55

cod. 155VP00 ○○○
Installazione sospesa, ad appoggio o su mobile.
Fissaggio cod. Z3442 non incluso.
Suitable for wall-hung, sit-on or base cabinet installation.
Fixing cod. Z3442 not included.
Installation suspendue ou posée.
Kit de fixation cod. Z3442 non inclus.

371,00 55x37 14 30 45 50

6,00

cod. 5P55VN00
Portasciugamani in ottone cromato.
Chrome-brass towel rail.
Porte serviette en laiton chromé.

134,00 50 1

PREMIUM 40

cod. 140VP00 ○
Installazione sospesa, ad appoggio o su mobile.
Fissaggio cod. Z3442 non incluso.
Suitable for wall-hung, sit-on or base cabinet installation.
Fixing cod. Z3442 not included.
Installation suspendue ou posée.
Kit de fixation cod. Z3442 non inclus.

212,00 40x32 10 45 48 75

6,00

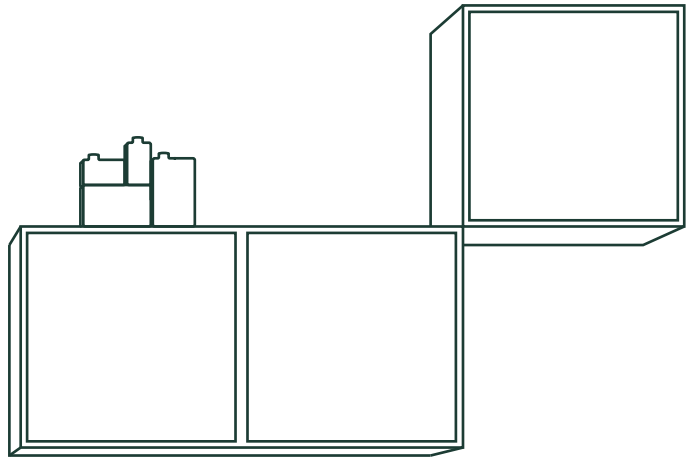
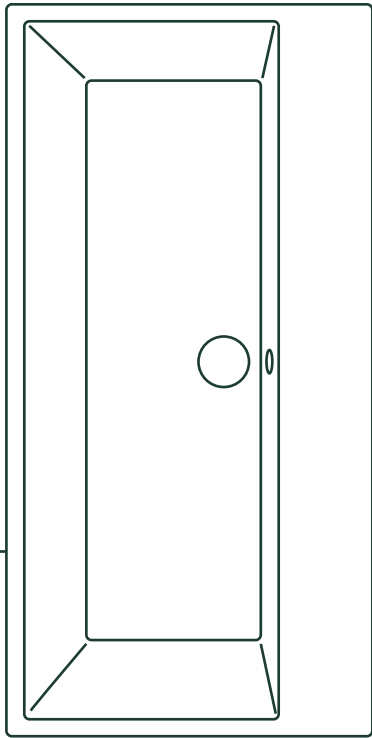
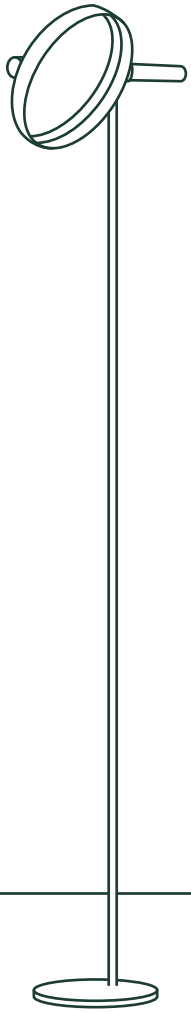
cod. 5P40VP00
Portasciugamani in ottone cromato.
Chrome-brass towel rail.
Porte serviette en laiton chromé.

103,00 34 1

PREMIUM 55 | S

cod. 1LSVP00 ○○○
Installazione semincasso. Fissaggio incluso.
Suitable for semi inset installation. Fixing included.
Installation semi-encastée. Fixations inclus.

449,00 55x47 17 20 24 32



La poliedricità tipologica
Typological versatility
La polyvalence typologique

ZERO

ZERO

125x50 cod.1125ZE00



125x50 cod.1125DO00



100x50 cod.110ZE00



100x50 cod.110DO00



75x50 cod.175ZE00



75x50 cod.175ZE00



60x50 cod.16QZE00



75x50 cod.17DZE00



50x50 cod.15QZE00



55x35 cod.1VS55NR00 | 1BS55N00



NEWFLUSH

55x35 cod.1VP5500 | 1BI5500



55x35 cod.1VS55N00 | 1BS55N00



45x35 cod.1VP4500



50x35 cod.1VSV50N00 | 1BSV50N00



62x35 cod.1MPZN00 + 1CMSZ00

62x35 cod.1MPZN00 + 1SCSC00*



45x35 cod.1VSV45N00



*** con scocca e cisterna anticondensa**

with anticondesation cistern without lid
avec caisson anti-condensation et citerne



ZERO 125

euro cm kg pallet Italia pallet Euro pallet Export

cod. 1125ZE00 ○○○○ ○○○○
Installazione sospesa, semincasso o ad appoggio.
N°2 kit fissaggi cod. Z3443 non inclusi.
Suitable for wall-hung, semi fitted or sit on installation.
#2 fixing sets, code Z3443 not included.
Installation suspendue, semi-encastree ou à poser.
N°2 kit de fixation cod. Z3443 non inclus.

| | | | | | |
|--------|--------|----|----|---|---|
| 984,00 | 125x50 | 44 | 10 | 7 | 9 |
| 12,00 | | | | | |

cod. 5P125N00
Portasciugamani in ottone cromato.
Chrome-brass towel rail.
Porte serviette en laiton chromè.

| | | | | | |
|--------|-----|---|--|--|--|
| 155,00 | 120 | 1 | | | |
|--------|-----|---|--|--|--|

ZERO 100



cod. 110ZE00 ○○○○○○ ○○○○
Installazione sospesa, appoggio, semincasso o su colonna.
N°2 kit fissaggi cod. Z3443 non inclusi.
It can be installed wall-hung, lay-on, semi-fitted and on pedestal.
#2 fixing sets, code Z3443 not included.
Installation suspendue, semi-encastree, sur colonne ou à poser.
N°2 kit de fixation cod. Z3443 non inclus.

| | | | | | |
|--------|--------|----|----|----|----|
| 788,00 | 100x50 | 28 | 10 | 11 | 19 |
| 12,00 | | | | | |

cod. 5P10N00
Portasciugamani in ottone cromato.
Chrome-brass towel rail.
Porte serviette en laiton chromè.

| | | | | | |
|--------|----|---|--|--|--|
| 155,00 | 95 | 1 | | | |
|--------|----|---|--|--|--|

ZERO 75



cod. 175ZE00 ○○○○ ○○○○
Installazione sospesa, appoggio, semincasso, o su colonna.
Fissaggio cod. Z3443 non incluso.
It can be installed wall-hung, lay-on, semi-fitted and on pedestal.
Fixings cod. Z3443 not included.
Installation suspendue, semi-encastree, sur colonne ou à poser.
Kit de fixation cod. Z3443 non inclus.

| | | | | | |
|--------|-------|----|----|----|----|
| 613,00 | 75x50 | 23 | 10 | 14 | 17 |
| 6,00 | | | | | |

cod. 5P75N00
Portasciugamani in ottone cromato.
Chrome-brass towel rail.
Porte serviette en laiton chromè.

| | | | | | |
|--------|----|---|--|--|--|
| 155,00 | 69 | 1 | | | |
|--------|----|---|--|--|--|

ZERO 60




cod. 16QZE00 ○○○○
Installazione sospesa, appoggio, semincasso o su colonna.
Fissaggio cod. Z3442 non incluso.
It can be installed wall-hung, lay-on, semi-fitted and on pedestal.
Fixings cod. Z3442 not included.
Installation suspendue, semi-encastree, sur colonne ou à poser.
Kit de fixation cod. Z3442 non inclus.

| | | | | | |
|--------|-------|----|----|----|----|
| 495,00 | 60x50 | 21 | 12 | 21 | 20 |
| 6,00 | | | | | |

cod. 5P6QN00
Portasciugamani in ottone cromato.
Chrome-brass towel rail.
Porte serviette en laiton chromè.

| | | | | | |
|--------|----|---|--|--|--|
| 124,00 | 55 | 1 | | | |
|--------|----|---|--|--|--|

ZERO 50



cod. 15QZE00 ○○○○
Installazione sospesa, appoggio, semincasso o su colonna.
Fissaggio cod. Z3442 non incluso.
It can be installed wall-hung, lay-on, semi-fitted and on pedestal.
Fixings cod. Z3442 not included.
Installation suspendue, semi-encastree, sur colonne ou à poser.
Kit de fixation cod. Z3442 non inclus.

| | | | | | |
|--------|-------|----|----|----|----|
| 463,00 | 50x50 | 18 | 18 | 21 | 31 |
| 6,00 | | | | | |

cod. 5P5QN00
Portasciugamani in ottone cromato.
Chrome-brass towel rail.
Porte serviette en laiton chromè.

| | | | | | |
|--------|----|---|--|--|--|
| 124,00 | 45 | 1 | | | |
|--------|----|---|--|--|--|

COLONNA

cod. 1COPR00
Colonna in ceramica. | Ceramic pedestal. | Colonne.

| | | | | | |
|--------|-------|----|--|--|--|
| 242,00 | 20x70 | 14 | | | |
|--------|-------|----|--|--|--|

**ZERODOMINO 125**

cod. 1125DO00 ○○○
Installazione sospesa, semincasso o su colonna.
 N°2 kit fissaggi cod. Z3443 non inclusi.
It can be installed wall-hung, semi-fitted and on pedestal.
 #2 fixing sets, code Z3443 not included.
Installation suspendue, semi-encastree ou sur colonne.
 N°2 kit de fixation cod Z3443 non inclus.

euro cm kg pallet Italia pallet Export

| | | | | | |
|--------|--------|----|----|---|---|
| 875,00 | 125x50 | 35 | 10 | 7 | 9 |
| 12,00 | | | | | |

cod. 5P125N00
Portasciugamani in ottone cromato.
Chrome-brass towel rail.
Porte serviette en laiton chromè.

| | | | | | |
|--------|-----|---|--|--|--|
| 155,00 | 120 | 1 | | | |
|--------|-----|---|--|--|--|

ZERODOMINO 100

cod. 110DO00 ○○○
Installazione sospesa, semincasso o su colonna.
 N°2 kit fissaggi cod. Z3443 non inclusi.
It can be installed wall-hung, semi-fitted and on pedestal.
 #2 fixing sets, code Z3443 not included.
Installation suspendue, semi-encastree ou sur colonne.
 N°2 kit de fixation cod Z3443 non inclus.

| | | | | | |
|--------|--------|----|----|----|----|
| 788,00 | 100x50 | 28 | 10 | 11 | 19 |
| 12,00 | | | | | |

cod. 5P10N00
Portasciugamani in ottone cromato.
Chrome-brass towel rail.
Porte serviette en laiton chromè.

| | | | | | |
|--------|----|---|--|--|--|
| 155,00 | 95 | 1 | | | |
|--------|----|---|--|--|--|


ZERODOMINO 75 DX

cod. 17DZE00 ○○○
Installazione sospesa e semincasso.
 N°2 kit fissaggi cod. Z3443 non inclusi.
It can be installed wall-hung and semi-fitted.
 #2 fixing sets, code Z3443 not included.
Installation suspendue ou semi-encastree.
 N°2 kit de fixation cod Z3443 non inclus.

| | | | | | |
|--------|-------|----|----|----|----|
| 613,00 | 75x50 | 25 | 10 | 14 | 17 |
| 12,00 | | | | | |

cod. 5P75N00
Portasciugamani in ottone cromato.
Chrome-brass towel rail.
Porte serviette en laiton chromè.

| | | | | | |
|--------|----|---|--|--|--|
| 155,00 | 69 | 1 | | | |
|--------|----|---|--|--|--|

ZERODOMINO 75 SX

cod. 17SZE00 ○○○
Installazione sospesa e semincasso.
 N°2 kit fissaggi cod. Z3443 non inclusi.
It can be installed wall-hung and semi-fitted.
 #2 fixing sets, code Z3443 not included.
Installation suspendue ou semi-encastree.
 N°2 kit de fixation cod Z3443 non inclus.

| | | | | | |
|--------|-------|----|----|----|----|
| 613,00 | 75x50 | 25 | 10 | 14 | 17 |
| 12,00 | | | | | |

cod. 5P75N00
Portasciugamani in ottone cromato.
Chrome-brass towel rail.
Porte serviette en laiton chromè.

| | | | | | |
|--------|----|---|--|--|--|
| 155,00 | 69 | 1 | | | |
|--------|----|---|--|--|--|

COLONNA

cod. 1COPR00
Colonna in ceramica.
Ceramic pedestal.
Colonne.

| | | | | | |
|--------|-------|----|--|--|--|
| 242,00 | 20x70 | 14 | | | |
|--------|-------|----|--|--|--|

ZERO NF 55 WC SOSPESO

euro cm kg pallet Italia pallet Export



cod. 1VS55NR00
Wc sospeso. Fissaggio non incluso.
Wall-hung WC. Fixing not included.
Wc suspendu. Fixations non incluses.

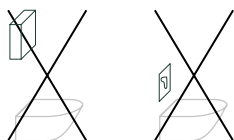
545,00 35x55 23 18 20 25

newflush®

Nuovo scarico senza brida
New flush without rim
Nouveau vidage sans bride



È sconsigliato l'abbinamento con cassetta alta e flussometro.
Not suitable for high level cistern and flush valve.
L'association avec réservoir haut et débitmètre est déconseillée.



cod. 5SCSTP000
Sedile soft-close plus in resina inalterabile.
Soft-close Seat-cover Plus made of unalterable resin.
Abattant soft-close plus en résine inaltérable.

175,00 3 84 112 140



cod. 5SCSTF000
Sedile soft-close in resina inalterabile.
Soft-close Seat-cover made of unalterable resin.
Abattant soft-close en résine inaltérable.

144,00 3 108 144 180



cod. 5SCST000
Sedile in resina inalterabile.
Seat-cover made of unalterable resin.
Abattant en résine inaltérable.

93,00 3 126 176 210



cod. 5KFST00
Kit fissaggio dal basso.
Kit for bottom-side fixing.
Kit de fixations.

28,00



cod. 5STSO00
Staffe a "L" componibili per WC o bidet sospeso complete di kit fissaggio.
"L" shaped sectional brackets for wall-hung WC or bidet with fixing set".
Kit de fixations avec support mural en "L".

41,00 60x20 3 90 90



cod. 5PRSO00
Protezione insonorizzante per wc o bidet sospeso.
Soundproofing protection for wall-hung wc and bidet.
Protection accoustique pour wc ou bidet suspendu.

14,00 1

**ZERO 55 BIDET SOSPESO**

cod. 1BS55N00 ○
Bidet sospeso monoforo. Fissaggio non incluso.
Wall-hung single-hole bidet. Fixing not included.
Bidet suspendu, percé un trou. Fixations non inclus.

euro cm kg pallet Italia Euro pallet Export

472,00 35x55 16 18 20 25

**ZERO 55 WC SOSPESO**

cod. 1VS55N00
Wc sospeso 4,5 lt. Fissaggio non incluso.
Wall-hung WC 4,5 lt flush. Fixing not included.
Wc suspendu 4,5 lt. Fixations non incluses.

472,00 35x55 23 18 20 25



TakeOff



cod. 5SCSTP000
Sedile soft-close plus in resina inalterabile.
Soft-close Seat-cover Plus made of unalterable resin.
Abattant soft-close plus en résine inaltérable.

175,00 3 84 112 140



TakeOff



cod. 5SCSTF000
Sedile soft-close in resina inalterabile.
Soft-close Seat-cover made of unalterable resin.
Abattant soft-close en résine inaltérable.

144,00 3 108 144 180



TakeOff



cod. 5SCST000
Sedile in resina inalterabile.
Seat-cover made of unalterable resin.
Abattant en résine inaltérable.

93,00 3 126 176 210



cod. 5KFST00
Kit fissaggio dal basso.
Kit for bottom-side fixing.
Kit de fixations.

28,00



cod. 5STSO00
Staffe a "L" componibili per WC o bidet sospeso complete di kit fissaggio.
"L" shaped sectional brackets for wall-hung WC or bidet with fixing set".
Kit de fixations avec support mural en "L".

41,00 60x20 3 90 90



cod. 5PRSO00
Protezione insonorizzante per wc o bidet sospeso.
Soundproofing protection for wall-hung wc and bidet.
Protection accoustique pour wc ou bidet suspendu.

14,00 1



ZERO 50 BIDET SOSPESO

cod. 1BSV50N00 ○
Bidet sospeso monoforo. Fissaggio non incluso.
Wall-hung single-hole bidet. Fixing not included.
Bidet suspendu, percé un trou. Fixations non inclus.

euro cm kg pallet Italia pallet Euro pallet Export

435,00 35x50 16 18 20 25

ZERO 50 WC SOSPESO



cod. 1VSV50N00
Wc sospeso 4,5 lt. Fissaggio non incluso.
Wall-hung WC 4,5 lt flush. Fixing not included.
Wc suspendu 4,5 lt. Fixations non incluses.

435,00 35x50 20 18 20 25



cod. 5SCSTP000
Sedile soft-close plus in resina inalterabile.
Soft-close Seat-cover Plus made of unalterable resin.
Abattant soft-close plus en résine inaltérable.

175,00 3 84 112 140



cod. 5SCSTF000
Sedile soft-close in resina inalterabile.
Soft-close Seat-cover made of unalterable resin.
Abattant soft-close en résine inaltérable.

144,00 3 108 144 180



cod. 5SCST000
Sedile in resina inalterabile.
Seat-cover made of unalterable resin.
Abattant en résine inaltérable.

93,00 3 126 176 210



cod. 5KFST00
Kit fissaggio dal basso.
Kit for bottom-side fixing.
Kit de fixations.

28,00

ZERO 45 WC SOSPESO



cod. 1VSV45N00
Wc sospeso 4,5 lt. Fissaggio non incluso.
Wall-hung WC 4,5 lt flush. Fixing not included.
Wc suspendu 4,5 lt. Fixations non incluses.

398,00 35x45 17 18 20 25



cod. 5V45STP00
Sedile soft-close plus in resina inalterabile.
Soft-close Seat-cover Plus made of unalterable resin.
Abattant soft-close plus en résine inaltérable.

175,00 3 114 144 190



cod. 5KFST00
Kit fissaggio dal basso.
Kit for bottom-side fixing.
Kit de fixations.

28,00



cod. 5STSO00
Staffe a "L" componibili per WC o bidet sospeso complete di kit fissaggio.
"L" shaped sectional brackets for wall-hung WC or bidet with fixing set".
Kit de fixations avec support mural en "L".

41,00 60x20 3 90 90



cod. 5PRSO00
Protezione insonorizzante per wc o bidet sospeso.
Soundproofing protection for wall-hung wc and bidet.
Protection acoustique pour wc ou bidet suspendu.

14,00 1

**ZERO 55 BIDET**

cod. 1BI5500 ○
Bidet monoforo.
Fissaggio cod. Z3440 non incluso.
Bidet single hole. Fixing cod. Z3440 not included.
Bidet, percé un trou. Fixations cod. Z3440 non inclus.

euro cm kg pallet Italia pallet Euro pallet Export

424,00 35x55 20 18 16 20

11,00

ZERO 55 WC

cod. 1VP5500
Wc scarico a parete trasformabile a terra tramite curva tecnica non a corredo. 4,5 lt.
Fissaggio cod. Z3440 non incluso.
Wc with horizontal outlet convertible to floor-outlet by a pipe fitting, not included. 4,5 lt. Fixing cod. Z3440 not included.
Wc seule sortie horizontale. 4,5 lt.
Fixations cod. Z3440 non inclus.

424,00 35x55 24 18 16 20

11,00



cod. 5CUIG00
Curva di raccordo per scarico a pavimento.
Connection elbow for floor outlet pipe.
Pipe de raccordement sortie verticale.

24,00



TakeOff



cod. 5SCSTP000
Sedile soft-close plus in resina inalterabile.
Soft-close Seat-cover Plus made of unalterable resin.
Abbattant soft-close plus en résine inaltérable.

175,00

3 84 112 140



TakeOff



cod. 5SCSTF000
Sedile soft-close in resina inalterabile.
Soft-close Seat-cover made of unalterable resin.
Abbattant soft-close en résine inaltérable.

144,00

3 108 144 180



TakeOff



cod. 5SCST000
Sedile in resina inalterabile.
Seat-cover made of unalterable resin.
Abbattant en résine inaltérable.

93,00

3 126 176 210

ZERO 45 WC

cod. 1VP4500
Wc scarico a parete trasformabile a terra tramite curva tecnica non a corredo. 4,5 lt.
Fissaggio cod. Z3440 non incluso.
Wc with horizontal outlet convertible to floor-outlet by a pipe fitting, not included. 4,5 lt. Fixing cod. Z3440 not included.
Wc seule sortie horizontale. 4,5 lt.
Fixations cod. Z3440 non inclus.

398,00

35x45 23 18 16 20

11,00



cod. 5CUIG00
Curva di raccordo per scarico a pavimento.
Connection elbow for floor outlet pipe.
Pipe de raccordement sortie verticale.

24,00



TakeOff



cod. 5V45STP00
Sedile soft-close plus in resina inalterabile.
Soft-close Seat-cover Plus made of unalterable resin.
Abbattant soft-close plus en résine inaltérable.

175,00

3 114 144 190

ZERO 62 WC MONOBLOCCO | CASSETTA

euro cm kg pallet Italia Euro pallet pallet Export




cod. 1MPZN00
Wc monoblocco 4,5-3 lt. scarico a parete trasformabile a terra tramite curva tecnica non a corredo.
Fissaggio cod. Z3440 non incluso.
Monobloc WC outlet to wall 4,5-3 lt. Commutable in outlet to floor by a pipe fitting, not included.
Fixing set cod. Z3440 not included.
Cuvette WC seulle sortie horizontale. 4,5-3 lt.
Fixation cod. Z3440 non inclus.

535,00 62x35 25 9 12 12

cod. 1CMSZ00
Cassetta in ceramica con coperchio.
Ceramic cistern with lid.
Réservoir céramique avec couvercle sans mécanisme.

221,00 36x15 h.40 12



cod. 5BASZ00
Batteria di scarico con dispositivo dual flush 3/ 4,5 lt.
Flushing mechanism with dual flush device 3/4,5 litre.
Mécanisme dual flush 3lt - 4,5lt.

82,00

cod. 5KRBSZ00
Kit raccordo per alimentazione cassetta.
Pipe fittings kit for cistern feeding.
Kit pour alimentation réservoir.

38,00



cod. 5SCSTP000
Sedile soft-close plus in resina inalterabile.
Soft-close Seat-cover Plus made of unalterable resin.
Abbattant soft-close plus en résine inaltérable.

175,00 3 84 112 140



cod. 5SCSTF000
Sedile soft-close in resina inalterabile.
Soft-close Seat-cover made of unalterable resin.
Abbattant soft-close en résine inaltérable.

144,00 3 108 144 180



cod. 5SCST000
Sedile in resina inalterabile.
Seat-cover made of unalterable resin.
Abbattant en résine inaltérable.

93,00 3 126 176 210



cod. 5CUIG00
Curva di raccordo per scarico a pavimento.
Connection elbow for floor outlet pipe.
Pipe de raccordement sortie verticale.

24,00



cod. 5CU0200
Set scarico regolabile da 6 a 10 cm + 14 fisso.
Adjustable discharge set, from 6 to 10 cm + 14 fixed.
Pipe de raccordement réglable de 6 a 10cm + partie fixe.

68,00 1



cod. 5CU0300
Set scarico regolabile da 17 a 24 cm.
Adjustable discharge set from 17 to 24 cm.
Pipe de raccordement réglable de 17 à 24cm.

68,00 1

ZERO 62 WC MONOBLOCCO | SCOCCA

| euro | cm | kg | pallet Italia | Euro pallet | pallet Export |
|------|----|----|---------------|-------------|---------------|
|------|----|----|---------------|-------------|---------------|



cod. 1MPZN00
Wc monoblocco 4,5-3 lt. scarico a parete trasformabile a terra tramite curva tecnica non a corredo.
Fissaggio cod. Z3440 non incluso.
Monobloc WC outlet to wall 4,5-3 lt. Commutable in outlet to floor by a pipe fitting, not included.
Fixing set cod. Z3440 not included.
Cuvette WC seules sortie horizontale. 4,5-3 lt.
Fixation cod. Z3440 non inclus.

535,00

62x35

25

9

12

12

11,00

cod. 1SCSC00
Scocca in ceramica.
One-body ceramic shell.
Coque ceramic.

170,00

35x15
h.46

10



cod. 5BSSC00
Cisterna anticondensa con meccanismo di scarico dual flush 3/4,5 lt.
Anti-condensation plastic tank with dual-flush device 3/4,5 lt.
Réservoir anti condensation avec mécanisme 3/4,5 lt.

160,00

cod. 5KRBSZ00
Kit raccordo per alimentazione cassetta.
Pipe fittings kit for cistern feeding.
Kit pour alimentation réservoir.

38,00



cod. 5SCSTP000
Sedile soft-close plus in resina inalterabile.
Soft-close Seat-cover Plus made of unalterable resin.
Abbattant soft-close plus en résine inaltérable.

175,00

3

84

112

140



cod. 5SCSTF000
Sedile soft-close in resina inalterabile.
Soft-close Seat-cover made of unalterable resin.
Abbattant soft-close en résine inaltérable.

144,00

3

108

144

180



cod. 5SCST000
Sedile in resina inalterabile.
Seat-cover made of unalterable resin.
Abbattant en résine inaltérable.

93,00

3

126

176

210



cod. 5CUIG00
Curva di raccordo per scarico a pavimento.
Connection elbow for floor outlet pipe.
Pipe de raccordement sortie verticale.

24,00



cod. 5CU0200
Set scarico regolabile da 6 a 10 cm + 14 fisso.
Adjustable discharge set, from 6 to 10 cm + 14 fixed.
Pipe de raccordement réglable de 6 a 10cm + partie fixe.

68,00

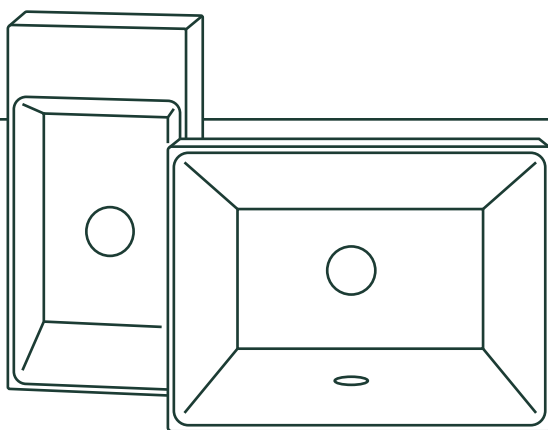

1



cod. 5CU0300
Set scarico regolabile da 17 a 24 cm.
Adjustable discharge set from 17 to 24 cm.
Pipe de raccordement réglable de 17 à 24cm.

68,00

1



L'emblema della versatilità

The symbol of versatility

L'emblème de la versatilité

VERSO

VERSO COMFORT

VERSO | VERSO COMFORT



NEW
60x37 cod.16037VE00



NEW
50x25 cod.15025VE00



70x60 cod.1LAHN00



NEW
50x37 cod.15037VEN00



NEW
40x23 cod.14023VE00



70x37 cod.1VSHE00



WC BIDET ABBINABILI

matching wc and bidet | wc et bidet associés

pp. 40-41-42

pp. 43-44-45

55x35 cod.1VS55NR00 | 1BS55N00



55x35 cod.1VP5500 | 1BI5500



55x35 cod.1VS55N00 | 1BS55N00



45x35 cod.1VP4500



50x35 cod.1VSV50N00 | 1BSV50N00



62x35 cod.1MPZN00 + 1CMSZ00





62x35 cod.1MPZN00 + 1SCSC00*



45x35 cod.1VSV45N00



* **con scocca e cisterna anticondensa**
with anticondesation cistern without lid
avec caisson anti-condensation et citerne

| NEW | VERSIO 60 | euro | cm | kg | pallet | | |
|---|---|----------------|-------|-----|--------|-------------|---------------|
| | | | | | Italia | Euro pallet | pallet Export |
|  | cod. 16037VE00 Installazione ad appoggio, semincasso o sottopiano. <i>Suitable for sit on, semifitted, under the countertop.</i> <i>Installation à poser, semi-encastree ou sous plan.</i> | 350,00 | 60x37 | 15 | 18 | 21 | 30 |
| NEW | VERSIO 50 | | | | | | |
|  | cod. 15037VEN00 Installazione ad appoggio, semincasso o sottopiano. <i>Suitable for sit on, semifitted, under the countertop.</i> <i>Installation à poser, semi-encastree ou sous plan.</i> | 340,00 | 50x37 | 13 | 30 | 40 | 50 |
| | cod. 5KFVC00 Set di fissaggio per installazione sottopiano. <i>Fixing set to install the washbasin under the countertop.</i> <i>Kit de fixations pour installation sous plan.</i> | 44,00 | | 0,5 | | | |
| NEW | VERSIO 50 | | | | | | |
|  | cod. 15025VE00 ☉ Installazione sospesa sui 2 lati lunghi o ad appoggio. Senza troppopieno. Fissaggio cod. Z3442 non incluso. <i>Suitable for sit-on or wall-hung installation on both long sides. No overflow. Fixing Kit code Z3442 not included.</i> <i>Installation suspendue sur les deux lateraux ou a poser. Sans trop plein. Fixations Cod. Z3442 non inclus</i> | 290,00 6,00 | 50x25 | 10 | 52 | 54 | 91 |
| | cod. 5PAVN00 Portasciugamani in ottone cromato. <i>Chrome-brass towel rail.</i> <i>Porte serviette en laiton chromè.</i> | 100,00 | 47 | 1 | | | |
| NEW | VERSIO 40 | | | | | | |
|  | cod. 14023VE00 ☉ Installazione sospesa o ad appoggio. Senza troppopieno. Fissaggio cod. Z3442 non incluso. <i>Suitable for sit-on or wall-hung installation. No overflow. Fixing Kit code Z3442 not included.</i> <i>Installation suspendue ou a poser. Sans trop plein. Fixations Cod. Z3442 non inclus.</i> | 270,00 6,00 | 40x23 | 7 | 72 | 78 | 108 |
| | cod. 5P4023VE00 Portasciugamani in ottone cromato. <i>Chrome-brass towel rail.</i> <i>Porte serviette en laiton chromè.</i> | 100,00 | 38 | 1 | | | |

VERSOCOMFORT 70



cod. 1LAHN00 ○○○
Installazione sospesa. Senza troppopieno.
Fissaggio cod. Z3443 non incluso.
Suitable for wall-hung installation. Without overflow.
Fixings cod. Z3443 not included.
Installation suspendue. Sans trop plein.
Kit de fixation cod. Z3443 non inclus.

euro cm kg pallet Italia pallet Euro pallet Export

cod. 5P70HE00
Portasciugamani laterale in ottone cromato.
Chrome brass lateral towel rail.
Porte serviette latéral en laiton chromé.



cod. 5SIHE00
Sifone filo parete in ottone cromato.
Skim-to-wall siphon in chrome brass.
Siphon gain de place en laiton chromé.



cod. 5MMHE00
Meccanismo manuale di regolazione altezza in acciaio zincato e smaltato bianco.
Manual mechanism to regulate ground elevation made in white glazed galvanized steel.
Système manuel de réglage (en hauteur) en acier émaillé blanc.



cod. 5SISN00
Sifone flessibile in acciaio inox per meccanismo di regolazione altezza.
Stainless steel flexible siphon for height-adjustment device.
Siphon en acier inox flexible réglable en hauteur.



cod. 5PCS100
Piletta piatta in ottone per lavabi senza troppopieno.
Free discharge chrome-brass flat basin waste suitable for washbasin without overflow.
Bonde plate en laiton pour vasque ou lavabo sans trop plein.

cod. 5PIHA00
Piletta in ottone per lavabi senza troppopieno.
Domed open basin waste for basins without overflow.
Bonde en laiton chromée pour vasque ou lavabo sans trop plein.

VERSOCOMFORT WC SOSPESO 70



cod. 1VSHE00
Wc sospeso 6 lt. Fissaggio non incluso.
Wall-hung WC 6 lt flush. Fixing not included.
Wc suspendu 6 lt. Fixations non incluses.

711,00 70x37 26 18 12 12



cod. 5KFSC00
Kit fissaggio laterale
Kit for lateral-side fixing
Kit de fixations latéral.

20,00



cod. 5STHE00
Staffe a "L" componibili per WC o bidet sospeso complete di kit fissaggio.
"L" shaped sectional brackets for wall-hung WC or bidet with fixing set.
Kit de fixations avec support mural en "L".

48,00 60x20 3 90 90




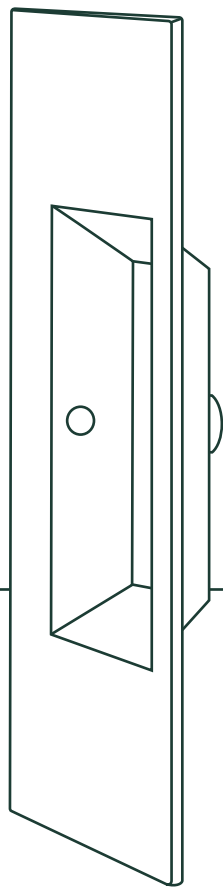
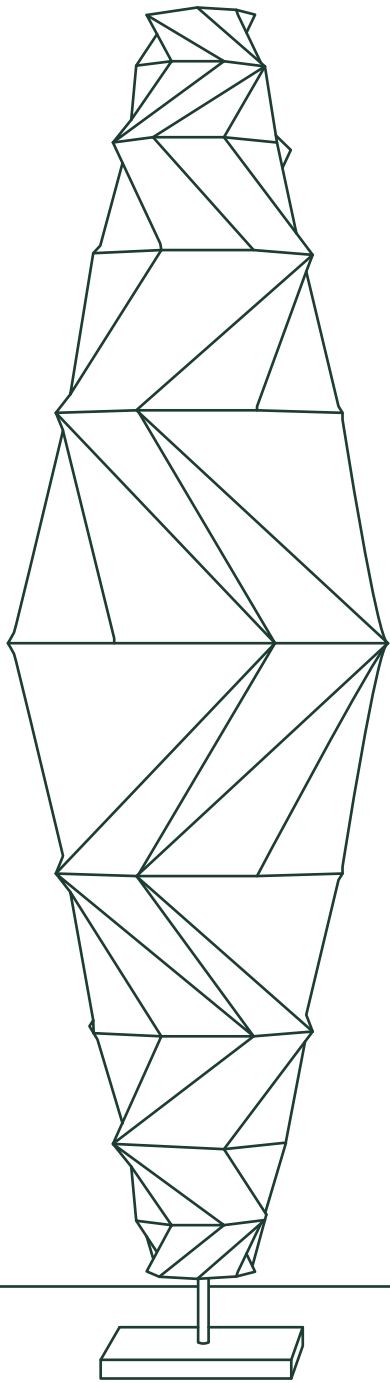
cod. 5PRSO00
Protezione insonorizzante per wc o bidet sospeso.
Soundproofing protection for wall-hung wc and bidet.
Protection accoustique pour wc ou bidet suspendu.

14,00 1



cod. 5HEST00
Sedile in resina inalterabile.
Seat-cover made of unalterable resin.
Abbattant en résine inaltérable.

93,00 3 6 144 200



Geometrie estreme
Extreme geometric shapes
Formes extrêmes

STAR

STAR

105x48 cod.1105ST00



58x45 cod.158ST00



Incasso
Inset
Encastrée

55x34 cod.1VSSST00 | 1BSST00



80x48 cod.180ST00



60x48 cod.160ST00



WC BIDET ABBINABILI

matching wc and bidet | wc et bidet associés

pp. 40-41-42

pp. 43-44-45

55x35 cod.1VS55NR00 | 1BS55N00



NEWFLUSH

55x35 cod.1VP5500 | 1BI5500



55x35 cod.1VS55N00 | 1BS55N00



45x35 cod.1VP4500



50x35 cod.1VSV50N00 | 1BSV50N00



62x35 cod.1MPZN00 + 1CMSZ00


62x35 cod.1MPZN00 + 1SCSC00*



45x35 cod.1VSV45N00



* **con scocca e cisterna anticondensa**
with anticondensation cistern without lid
avec caisson anti-condensation et citerne



STAR 105

cod. 1105ST00 ○○○
Installazione sospesa, semincasso, incasso su colonna o mobile. Fissaggio cod. Z3443 non incluso.
Wall-hung, semi-inset, inset, pedestal-mounted or sit-on installation. Fixings cod. Z3443 not included.
Installation suspendue, semi-encastree, encastrée sur colonne ou meuble. Kit de fixation cod. Z3443 non inclus.

euro cm kg pallet Italia pallet Export

| | | | | | |
|--------|--------|----|---|----|----|
| 824,00 | 105x48 | 26 | 8 | 11 | 13 |
| 6,00 | | | | | |


cod. 5P105ST00
Portasciugamani in ottone cromato.
Chrome-brass towel rail.
Porte serviette en laiton chromé.

| | | | | | |
|--------|----|---|--|--|--|
| 165,00 | 91 | 1 | | | |
|--------|----|---|--|--|--|

cod. 1COPR00
Colonna in ceramica.
Ceramic pedestal.
Colonne.

| | | | | | |
|--------|-------|----|--|--|--|
| 242,00 | 20x70 | 14 | | | |
|--------|-------|----|--|--|--|

STAR 80



cod. 180ST00 ○○○
Installazione sospesa, semincasso, incasso su colonna o mobile. Fissaggio cod. Z3443 non incluso.
Wall-hung, semi-inset, inset, pedestal-mounted or sit-on installation. Fixing cod. Z3443 not included.
Installation suspendue, semi-encastree, encastrée sur colonne ou meuble. Kit de fixation cod. Z3443 non inclus.

| | | | | | |
|--------|-------|----|----|----|----|
| 649,00 | 80x48 | 19 | 12 | 18 | 22 |
| 6,00 | | | | | |

cod. 5P80ST00
Portasciugamani in ottone cromato.
Chrome-brass towel rail.
Porte serviette en laiton chromé.

| | | | | | |
|--------|----|---|--|--|--|
| 155,00 | 66 | 1 | | | |
|--------|----|---|--|--|--|

cod. 1COPR00
Colonna in ceramica.
Ceramic pedestal.
Colonne.

| | | | | | |
|--------|-------|----|--|--|--|
| 242,00 | 20x70 | 14 | | | |
|--------|-------|----|--|--|--|

STAR 60



cod. 160ST00 ○○○
Installazione sospesa, semincasso, incasso su colonna o mobile. Fissaggio cod. Z3442 non incluso.
Wall-hung, semi-inset, inset, pedestal-mounted or sit-on installation. Fixings cod. Z3442 not included.
Installation suspendue, semi-encastree, encastrée sur colonne ou meuble. Kit de fixation cod. Z3442 non inclus.

| | | | | | |
|--------|-------|----|----|----|----|
| 448,00 | 60x48 | 16 | 19 | 21 | 20 |
| 6,00 | | | | | |

cod. 1COPR00
Colonna in ceramica.
Ceramic pedestal.
Colonne.

| | | | | | |
|--------|-------|----|--|--|--|
| 242,00 | 20x70 | 14 | | | |
|--------|-------|----|--|--|--|

STAR 58



cod. 158ST00 ○
Installazione ad incasso o su mobile.
Suitable for inset or sit on installation on a dedicated cabinet.
Installation encastrée ou à poser.


| | | | | | |
|--------|-------|----|----|----|----|
| 329,00 | 58x45 | 14 | 19 | 21 | 20 |
|--------|-------|----|----|----|----|

**STAR 55 BIDET SOSPESO**

cod. 1BSST00 ○
Bidet sospeso monoforo. Fissaggio non incluso.
Wall-hung single-hole bidet. Fixing not included.
Bidet suspendu, percé un trou. Fixations non inclus.

euro cm kg pallet Italia pallet Export

605,00 34x55 17 18 20 25

STAR 55 WC SOSPESO

cod. 1VSST00
Wc sospeso 4,5 lt. Fissaggio non incluso.
Wall-hung WC 4,5 lt flush. Fixing not included.
Wc suspendu 4,5 lt. Fixations non incluses.

605,00 34x55 22 18 20 25



cod. 5ZSSTP00
Sedile soft-close plus in resina inalterabile.
Soft-close Seat-cover Plus made of unalterable resin.
Abattant soft-close plus en résine inaltérable.

175,00 3 120 144 200



cod. 5KFST00
Kit fissaggio dal basso.
Kit for bottom-side fixing.
Kit de fixations.

28,00



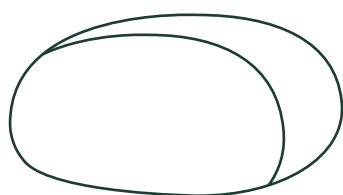
cod. 5STSO00
Staffe a "L" componibili per WC o bidet sospeso complete di kit fissaggio.
"L" shaped sectional brackets for wall-hung WC or bidet with fixing set.
Kit de fixations avec support mural en "L".

41,00 60x20 3 90 90



cod. 5PRSO00
Protezione insonorizzante per wc o bidet sospeso.
Soundproofing protection for wall-hung wc and bidet.
Protection accoustique pour wc ou bidet suspendu.

14,00 1




Superfici fluide plasmate dalla natura
Liquid surfaces shaped by nature
Surfaces fluides modelées par la nature


IMPRONTA

IMPRONTA

125x50 cod.1125IM00



83x48 cod.183IM00



Incasso
Inset
Encastrée

75x45 cod.175AIM00



Appoggio
Sit on
Appui

100x50 cod.1100IM00




80x50 cod.180IM00



55x35 cod.1VS55NR00 | 1BS55NR00






IMPRONTA 125

cod. 1125IM00 ○○○
Installazione sospesa o su mobile.
 N°2 kit fissaggi cod. Z3443 non inclusi.
 Suitable for wall-hung or base cabinet installation.
 #2 fixing sets, code Z3443 not included.
 Installation suspendue.
 N°2 kit de fixation cod Z3443 non inclus.

cod. 5S11M00
Sifone in ottone cromato con uscita orizzontale Ø40 OBBLIGATORIO.
 Chrome brass siphon with horizontal outlet Ø40 MANDATORY.
 Siphon en laiton chromé avec sortie horizontale Ø40 OBLIGATOIRE.

cod. 5P125IM00
Portasciugamani in ottone cromato.
 Chrome-brass towel rail.
 Porte serviette en laiton chromé.

IMPRONTA 100



cod. 1100IM00 ○○○
Installazione sospesa o su mobile.
 N°2 kit fissaggi cod. Z3443 non inclusi.
 Suitable for wall-hung or base cabinet installation.
 #2 fixing sets, code Z3443 not included.
 Installation suspendue.
 N°2 kit de fixation cod Z3443 non inclus.

cod. 5P100IM00
Portasciugamani in ottone cromato.
 Chrome-brass towel rail.
 Porte serviette en laiton chromé.

IMPRONTA 80



cod. 180IM00 ○○○
Installazione sospesa o su mobile.
Fissaggio cod. Z3443 non incluso.
 Suitable for wall-hung or base cabinet installation.
 Fixing code Z3443 not included.
 Installation suspendue.
 Kit de fixation cod Z3443 non inclus.

cod. 5P80IM00
Portasciugamani in ottone cromato.
 Chrome-brass towel rail.
 Porte serviette en laiton chromé.

IMPRONTA 83



cod. 183IM00 ○○○
Installazione ad incasso o su mobile.
 Suitable for inset or sit on installation on a dedicated cabinet.
 Installation encastrée ou à poser.

IMPRONTA 75



cod. 175AIM00
Installazione ad appoggio. Senza troppopieno.
 Washbasin suitable for sit on installation. Without overflow.
 Vasque à poser. Sans trop plein.

| | euro | cm | kg | pallet Italia | Euro pallet | pallet Export |
|--|-----------------|--------|----|---------------|-------------|---------------|
| cod. 1125IM00 ○○○ Installazione sospesa o su mobile. N°2 kit fissaggi cod. Z3443 non inclusi. Suitable for wall-hung or base cabinet installation. #2 fixing sets, code Z3443 not included. Installation suspendue. N°2 kit de fixation cod Z3443 non inclus. | 900,00 12,00 | 125x50 | 31 | 8 | 7 | 8 |
| cod. 5S11M00 Sifone in ottone cromato con uscita orizzontale Ø40 OBBLIGATORIO. Chrome brass siphon with horizontal outlet Ø40 MANDATORY. Siphon en laiton chromé avec sortie horizontale Ø40 OBLIGATOIRE. | 400,00 | | 2 | | | |
| cod. 5P125IM00 Portasciugamani in ottone cromato. Chrome-brass towel rail. Porte serviette en laiton chromé. | 309,00 | 121 | 1 | | | |
| IMPRONTA 100 | | | | | | |
| cod. 1100IM00 ○○○ Installazione sospesa o su mobile. N°2 kit fissaggi cod. Z3443 non inclusi. Suitable for wall-hung or base cabinet installation. #2 fixing sets, code Z3443 not included. Installation suspendue. N°2 kit de fixation cod Z3443 non inclus. | 850,00 12,00 | 100x50 | 27 | 10 | 11 | 19 |
| cod. 5P100IM00 Portasciugamani in ottone cromato. Chrome-brass towel rail. Porte serviette en laiton chromé. | 309,00 | 96 | 1 | | | |
| IMPRONTA 80 | | | | | | |
| cod. 180IM00 ○○○ Installazione sospesa o su mobile. Fissaggio cod. Z3443 non incluso. Suitable for wall-hung or base cabinet installation. Fixing code Z3443 not included. Installation suspendue. Kit de fixation cod Z3443 non inclus. | 700,00 6,00 | 80x50 | 22 | 12 | 18 | 22 |
| cod. 5P80IM00 Portasciugamani in ottone cromato. Chrome-brass towel rail. Porte serviette en laiton chromé. | 257,00 | 76 | 1 | | | |
| IMPRONTA 83 | | | | | | |
| cod. 183IM00 ○○○ Installazione ad incasso o su mobile. Suitable for inset or sit on installation on a dedicated cabinet. Installation encastrée ou à poser. | 700,00 | 83x48 | 14 | 10 | 14 | 17 |
| IMPRONTA 75 | | | | | | |
| cod. 175AIM00 Installazione ad appoggio. Senza troppopieno. Washbasin suitable for sit on installation. Without overflow. Vasque à poser. Sans trop plein. | 500,00 | 75x45 | 17 | 10 | 14 | 17 |

BIDET SOFT 55 SOSPESO



cod. 1BS55NR00 ○
Bidet sospeso monoforo. Fissaggio non incluso.
Wall-hung single-hole bidet. Fixing not included.
Bidet suspendu, percé un trou. Fixations non inclus.

euro cm kg pallet Italia pallet Export

545,00 35x55 16 18 20 25

WC NEWFLUSH 55 SOSPESO



cod. 1VS55NR00
Wc sospeso 4,5 lt. Fissaggio non incluso.
Wall-hung WC 4,5 lt flush. Fixing not included.
Wc suspendu 4,5 lt. Fixations non incluses.

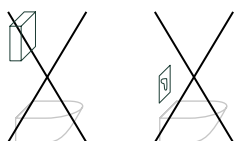
545,00 35x55 23 18 20 25

newflush®

Nuovo scarico senza brida
New flush without rim
Nouveau vidage sans bride




È sconsigliato l'abbinamento con cassetta alta e flussometro.
Not suitable for high level cistern and flush valve.
L'association avec réservoir haut et débitmètre est déconseillée.



cod. 5SCSTP000
Sedile soft-close plus in resina inalterabile.
Soft-close Seat-cover Plus made of unalterable resin.
Abbattant soft-close plus en résine inaltérable.

175,00 3 84 112 140



cod. 5SCSTPLCR
Sedile soft-close plus finitura laccato cromo
Toilet seat, soft-close Plus, lacquered chrome finish
Siège soft-close Plus, finition laquée chrome

300,00 3 84 112 140



cod. 5KFST00
Kit fissaggio dal basso.
Kit for bottom-side fixing.
Kit de fixations.

28,00




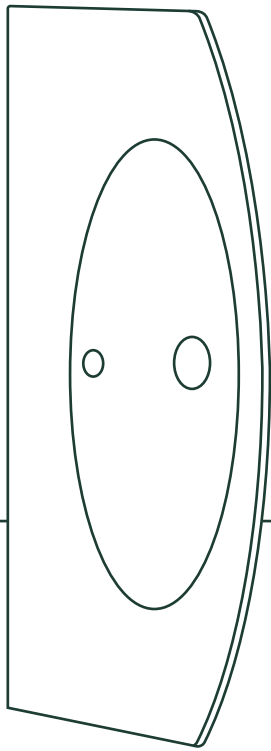
cod. 5STSO00
Staffe a "L" componibili per WC o bidet sospeso complete di kit fissaggio.
"L" shaped sectional brackets for wall-hung WC or bidet with fixing set".
Kit de fixations avec support mural en "L".

41,00 60x20 3 90 90



cod. 5PRSO00
Protezione insonorizzante per wc o bidet sospeso.
Soundproofing protection for wall-hung wc and bidet.
Protection accoustique pour wc ou bidet suspendu.

14,00 1



Morbida e leggera eleganza
Soft and light elegance
Élégance douce et légère

VELIS

VELIS

102x51 cod.1102VL00



70x42 cod.170VLN00



82x49 cod.182VL00



60x42 cod.160VLN00



NEW
62x48 cod.162VL00*



42 cod.142VLN00



***Disponibilità**
Available
Disponible
03|2017

57x37 cod.1VSVL00 | 1BSVL00



57x37 cod. 1VP5700 | 1BI5700



55x35 cod.1VS55NR00 | 1BS55N00



NEWFLUSH

50x37 cod.1VP5000 | 1BI5000



52x37 cod.1VSLI00 | 1BSLI00



62x37 cod.1MPVL00 + 1SCVL00



50x37 cod.1VPLI00 | 1BILI00



70x37 cod.1MPVSJ00 + 1CMVSJ00



WC BIDET ABBINABILI

matching wc and bidet
wc et bidet associés

pp. 40|99



VELIS 102

cod. 1102VL00 ○○○○
Installazione sospesa, semincasso o su mobile.
Fissaggio cod. Z3442 non incluso.
Suitable for wall-hung, semi fitted or cabinet installation.
Fixings cod. Z3442 not included.
Installation suspendue, semi-encastree ou à poser.
Fixation cod. Z3442 non inclus.

euro cm kg pallet Italia pallet Euro pallet Export

628,00 102x51 23 10 11 10

6,00

cod. 5P10VL00
Portasciugamani in ottone cromato.
Chrome-brass towel rail.
Porte serviette en laiton chromè.

165,00 85 1

VELIS 82



cod. 182VL00 ○○○○
Installazione sospesa, semincasso o su mobile.
Fissaggio cod. Z3442 non incluso.
Suitable for wall-hung, semi fitted or cabinet installation
Fixings cod. Z3442 not included.
Installation suspendue, semi-encastree ou à poser.
Fixation cod. Z3442 non inclus.

546,00 82x49 18 10 18 10

6,00

cod. 5P80VL00
Portasciugamani in ottone cromato.
Chrome-brass towel rail.
Porte serviette en laiton chromè.

165,00 64 1

NEW



VELIS 62*











cod. 162VL00 ○○○○
Installazione sospesa, semincasso o su mobile.
Fissaggio cod. Z3442 non incluso.
Suitable for wall-hung, semi fitted or cabinet installation
Fixings cod. Z3442 not included.
Installation suspendue, semi-encastree ou à poser.
Fixation cod. Z3442 non inclus.

265,00 62x48 15 12 24 20

cod. 5P60VL00
Portasciugamani in ottone cromato.
Chrome-brass towel rail.
Porte serviette en laiton chromè.

145,00 50 1

***Disponibilità**
 Available
 Disponible
03|2017

| | euro | cm | kg | pallet Italia | Euro pallet | pallet Export |
|---|--------|-------|----|---------------|-------------|---------------|
|  <p>VELIS 70</p> <p>cod. 170VLN00 Installazione ad appoggio. <i>Suitable for sit-on installation.</i> <i>Vasque à poser.</i></p> | 315,00 | 70x42 | 15 | 18 | 18 | 30 |
|  <p>VELIS 60</p> <p>cod. 160VLN00 Installazione ad appoggio. <i>Suitable for sit-on installation.</i> <i>Vasque à poser.</i></p> | 265,00 | 60x42 | 10 | 18 | 21 | 30 |
|  <p>VELIS 42</p> <p>cod. 142VLN00 Installazione ad appoggio. <i>Suitable for sit-on installation.</i> <i>Vasque à poser.</i></p> | 240,00 | ø42 | 10 | 24 | 36 | 48 |
|  <p>VELIS 57 BIDET SOSPESO</p> <p>cod. 1BSVL00 ○ Bidet sospeso monoforo. Fissaggio non incluso. <i>Wall-hung single-hole bidet. Fixings not included.</i> <i>Bidet suspendu, percé un trou. Fixations non inclus.</i></p> | 494,00 | 37x57 | 15 | 18 | 20 | 25 |
|  <p>VELIS 57 WC SOSPESO</p> <p>cod. 1VSVL00 Wc sospeso 4,5 lt. Fissaggio non incluso. <i>Wall-hung WC 4,5 lt flush. Fixings not included.</i> <i>Wc suspendu 4,5 lt. Fixations non incluses.</i></p> | 494,00 | 37x57 | 22 | 18 | 20 | 25 |
|   <p>cod. 5V57STF000 Sedile soft-close in resina inalterabile. <i>Soft-close Seat-cover made of unalterable resin.</i> <i>Abbantant soft-close en résine inaltérable.</i></p> | 144,00 | | 3 | 120 | 96 | 200 |
|  <p>cod. 5KFSC00 Kit fissaggio laterale. <i>Kit for lateral-side fixing.</i> <i>Kit de fixations latérales.</i></p> | 20,00 | | | | | |
|  <p>cod. 5STS000 Staffe a "L" componibili per WC o bidet sospeso complete di kit fissaggio. <i>"L" shaped sectional brackets for wall-hung WC or bidet with fixing set.</i> <i>Kit de fixations avec support mural en "L".</i></p> | 41,00 | 60x20 | 3 | 90 | | 90 |
|  <p>cod. 5PRS000 Protezione insonorizzante per wc o bidet sospeso. <i>Soundproofing protection for wall-hung wc and bidet.</i> <i>Protection acoustique pour wc ou bidet suspendu.</i></p> | 14,00 | | 1 | | | |



VELIS 57 BIDET

cod. 1BI5700 ○
Bidet monoforo.
Fissaggio cod. Z3440 non incluso.
 Single-hole bidet.
 Fixing set cod. Z3440 not included.
 Bidet percé mono trou. Installation possible contre mur.
 Fixations cod. Z3440 non inclus.

euro cm kg pallet Italia pallet Euro pallet Export

494,00 37x57 22 15 16 20

11,00

VELIS 57 WC

cod. 1VP5700
We scarico a parete trasformabile a terra tramite curva tecnica non a corredo. 4,5 lt.
Fissaggio cod. Z3440 non incluso.
 WC with wall-outlet, convertible to floor-outlet by a pipe fitting not included. 4,5 lt. Fixing set cod. Z3440 not included.
 We seule sortie horizontale. 4,5 lt.
 Fixations cod. Z3440 non inclus.

494,00 37x57 25 15 16 20

11,00

cod. 5CUIG00
Curva di raccordo per scarico a pavimento.
 Connection elbow for floor outlet pipe.
 Pipe de raccordement sortie verticale.

24,00

cod. 5V57STF000
Sedile soft-close in resina inalterabile.
 Soft-close Seat-cover made of unalterable resin.
 Abbattant soft-close en résine inaltérable.

144,00 3 120 96 200



VELIS 50 BIDET

cod. 1BI5000 ○
Bidet monoforo.
Fissaggio cod. Z3440 non incluso.
 Single-hole bidet.
 Fixing cod. Z3440 not included
 Bidet percé mono trou. Installation possible contre mur.
 Fixations cod. Z3440 non inclus.

371,00 37x50 20 18 16 20

11,00

VELIS 50 WC

cod. 1VP5000
We scarico a parete trasformabile a terra tramite curva tecnica non a corredo. 4,5 lt.
Fissaggio cod. Z3440 non incluso.
 WC with wall-outlet convertible to floor-outlet by a pipe fitting not included. 4,5 lt. Fixing set cod. Z3440 not included.
 We seule sortie horizontale. 4,5 lt.
 Fixations cod. Z3440 non inclus.

371,00 37x50 24 18 16 20

11,00

cod. 5CUIG00
Curva di raccordo per scarico a pavimento.
 Connection elbow for floor outlet pipe.
 Pipe de raccordement sortie verticale.

24,00

cod. 5NLV5STF00
Sedile soft-close in resina inalterabile.
 Soft-close Seat-cover made of unalterable resin.
 Abbattant soft-close en résine inaltérable.

144,00 3 102 168 204



cod. 5NLV5ST00
Sedile in resina inalterabile.
 Seat-cover made of unalterable resin.
 Abbattant en résine inaltérable.

108,00 3 102 168 204





Scarico Sifonico.
Siphonic trap.
Drainage siphon.



TakeOff



NEW



TakeOff



VELIS 70 WC MONOBLOCCO SIFONICO

cod. 1MPVSJ00

Wc monoblocco 3-6 lt. scarico a terra tramite curva tecnica non a corredo. Fissaggio cod. Z3440 non incluso. Raccordo di alimentazione 15/16".

Close-Coupled wc syphonic 3-6 lt. With floor outlet by a pipe fitting, not included. Fixing set cod. Z3440 not included. Water supply pipe 15/16".

Cuvette WC seule sortie horizontale. 3-6 lt.

Fixation cod. Z3440 non inclus.

Raccord d'alimentation 15/16".

cod. 1CMVSJ00

Cassetta in ceramica con coperchio.

Ceramic cistern with lid.

Réservoir céramique avec couvercle sans mécanisme.

cod. 5BAVSJ00

Batteria di scarico con dispositivo dual flush 3-6 lt.

Flushing battery with dual-flush device 3-6 lt.

Mécanisme dual flush 3-6 lt.

cod. 5CUMVS00

Curva di raccordo per scarico a pavimento.

Connection elbow for floor outlet pipe.

Pipe de raccordement sortie verticale.

cod. 5V57STF000

Sedile soft-close in resina inalterabile.

Soft-close Seat-cover made of unalterable resin.

Abbattant soft-close en résine inaltérable.

VELIS 62 WC MONOBLOCCO

cod. 1MPVL00

Wc monoblocco 4,5-3 lt. scarico a parete trasformabile a terra tramite curva tecnica non a corredo.

Fissaggio cod. Z3440 non incluso.

Monobloc WC outlet to wall 4,5-3 lt. Commutable in outlet to floor by a pipe fitting, not included.

Fixing set cod. Z3440 not included.

Cuvette WC seule sortie horizontale. 4,5-3 lt.

Fixation cod. Z3440 non inclus.

cod. 1SCVL00

Scocca in ceramica.

Ceramic body shell.

Coque ceramic.

cod. 5BSSC00

Cisterna anticondensa con meccanismo di scarico dual flush 3/4,5 lt.

Anti-condensation plastic tank with dual-flush device 3/4,5 lt.

Réservoir anti condensation avec mécanisme 3/4,5 lt.

cod. 5KRBSZ00

Kit raccordo per alimentazione cassetta.

Pipe fitting kit for cistern feeding.

Kit pour alimentation réservoir.

cod. 5NLV5STF00

Sedile soft-close in resina inalterabile.

Soft-close Seat-cover made of unalterable resin.

Abbattant soft-close en résine inaltérable.

cod. 5CUIG00

Curva di raccordo per scarico a pavimento.

Connection elbow for floor outlet pipe.

Pipe de raccordement sortie verticale.

cod. 5CU0200

Set scarico regolabile da 6 a 13 cm + 17 fisso.

Adjustable discharge set, from 6 to 13 cm + 17 fixed.

Pipe de raccordement réglable de 6 a 13 cm + 17 partie fixe.

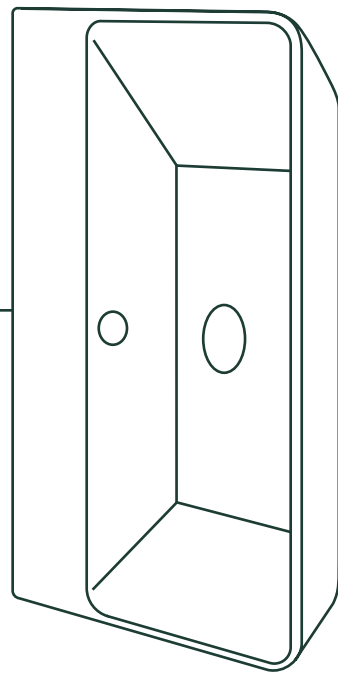
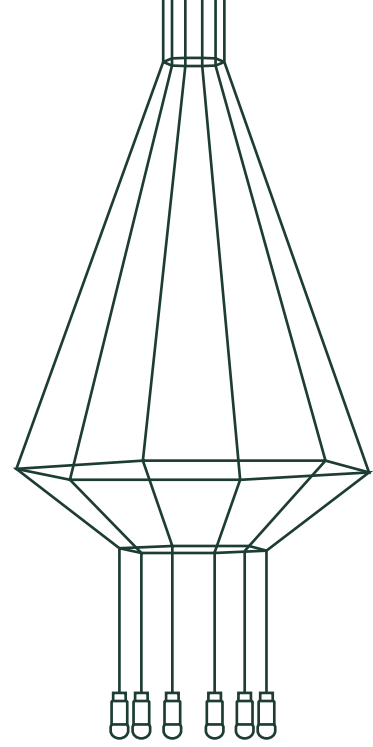
cod. 5CU0300

Set scarico regolabile da 19 a 28 cm.

Adjustable discharge set from 19 to 28 cm.

Pipe de raccordement réglable de 19 à 28 cm.

| euro | cm | kg | pallet | | Euro pallet | |
|--------|-------|----|--------|--------|-------------|--------|
| | | | Italia | Export | pallet | pallet |
| 618,00 | 37x70 | 36 | 9 | 12 | 12 | |
| 11,00 | | | | | | |
| 257,00 | 36x15 | 12 | | | | |
| 51,00 | | | | | | |
| 51,00 | | | | | | |
| 144,00 | | 3 | 120 | 96 | 200 | |
| 592,00 | 37x62 | 26 | 18 | 16 | 20 | |
| 11,00 | | | | | | |
| 170,00 | 35x15 | 10 | 9 | | 60 | |
| 160,00 | | | | | | |
| 38,00 | | | | | | |
| 144,00 | | 3 | 102 | 168 | 204 | |
| 24,00 | | | | | | |
| 68,00 | | 1 | | | | |
| 68,00 | | 1 | | | | |



All'insegna della leggerezza
In the sign of lightness
À l'enseigne de la légèreté

PROIEZIONI

PROIEZIONI

80x42 cod.180PRO0



40x22 cod.140PRO0



60x42 cod.160PRO0



42x42 cod.142PRO0



WC BIDET ABBINABILI

matching wc and bidet | wc et bidet associés

pp. 40-41-42

pp. 43-44-45

56x34 cod.1VSPN00 | 1BSPN00



55x35 cod.1VS55NR00 | 1BS55N00



NEWFLUSH

55x35 cod.1VP5500 | 1BI5500



55x35 cod.1VS55N00 | 1BS55N00



45x35 cod.1VP4500



50x35 cod.1VSV50N00 | 1BSV50N00



62x35 cod.1MPZN00 + 1CMSZ00

62x35 cod.1MPZN00 + 1SCSC00*



45x35 cod.1VSV45N00



* **con scocca e cisterna anticondensa**
with anticondensation cistern without lid
avec caisson anti-condensation et citerne



PROIEZIONI 80

cod. 180PROO ○○○
Installazione sospesa, ad appoggio o su colonna.
Fissaggio cod. Z3442 non incluso.
It can be installed wall-hung, laid on a counter and on pedestal. Fixing set cod. Z3442 not included.
Installation suspendue, posée ou sur colonne.
Fixation cod. Z3442 non inclus.

euro cm kg pallet Italia pallet Euro pallet Export

546,00 80X42 20 12 24 24

6,00

cod. 5P80PROO
Portasciugamani in alluminio cromato.
Towel-rail made in chrome aluminium.
Porte serviette en aluminium chromé.

139,00 55 1

cod. 1COPROO
Colonna in ceramica.
Ceramic pedestal.
Colonne.

242,00 20x70 14

PROIEZIONI 60



cod. 160PROO ○○○
Installazione sospesa, ad appoggio o su colonna.
Fissaggio cod. Z3442 non incluso.
It can be installed wall-hung, laid on a counter and on pedestal. Fixing set cod. Z3442 not included.
Installation suspendue, posée ou sur colonne.
Fixation cod. Z3442 non inclus.

412,00 60X42 15 12 32 40

6,00

cod. 5P60PROO
Portasciugamani in alluminio cromato.
Towel-rail made in chrome aluminium.
Porte serviette en aluminium chromé.

139,00 37 1

cod. 1COPROO
Colonna in ceramica.
Ceramic pedestal.
Colonne.

242,00 20x70 14

PROIEZIONI 42



cod. 142PROO ○
Installazione sospesa, ad appoggio o su colonna.
Fissaggio cod. Z3442 non incluso.
It can be installed wall-hung, laid on a counter and on pedestal. Fixing set cod. Z3442 not included.
Installation suspendue, posée ou sur colonne.
Fixation cod. Z3442 non inclus.

300,00 42X42 8 24 36 48

6,00

cod. 5P42PROO
Portasciugamani in alluminio cromato.
Towel-rail made in chrome aluminium.
Porte serviette en aluminium chromé.

93,00 19 1

cod. 1COPROO
Colonna in ceramica.
Ceramic pedestal.
Colonne.

242,00 20x70 14

PROIEZIONI 40



cod. 140PROO ○dx ○sx
Installazione sospesa, semincasso o su mobile, senza troppopieno. Prevede l'installazione di rubinetteria da piano dx o sx, o da parete. Fissaggio cod. Z3442 non incluso.
Wall-hung, semi inset or sit on installation. No overflow. o or 1 taphole, on the right or on the left.
Fixing cod. Z3442 set not included.
Installation suspendue, à poser ou sur meuble.
Prevu pour robinetterie à droite ou à gauche, fixations cod.Z3442 non inclus

165,00 40X22 6 52 52 91

6,00

cod. 5P40PROO
Portasciugamani in alluminio cromato.
Towel-rail made in chrome aluminium.
Porte serviette en aluminium chromé.

52,00 36 1

**PROIEZIONI 56 BIDET SOSPEO**

cod. 1BSPN00 ○
Bidet sospeso monoforo. Fissaggio non incluso.
Wall-hung single-hole bidet. Fixing not included.
Bidet suspendu, percé un trou. Fixations non inclus.

euro cm kg pallet Italia pallet Euro pallet Export

472,00 34X56 16 18 20 25

PROIEZIONI 56 WC SOSPEO

cod. 1VSPN00
Wc sospeso 4,5 lt. Fissaggio non incluso.
Wall-hung WC 4,5 lt flush. Fixing not included.
Wc suspendu 4,5 lt. Fixations non incluses.

472,00 34X56 21 18 20 25



cod. 5PRSTP000
Sedile soft-close plus in resina inalterabile.
Soft-close Plus Seat-cover made of unalterable resin.
Abbattant soft-close plus en résine inaltérable.

175,00 3 120 108 200



cod. 5KFST00
Kit fissaggio dal basso.
Kit for bottom-side fixing.
Kit de fixations.

28,00







cod. 5STSO00
Staffe a "L" componibili per WC o bidet sospeso complete di kit fissaggio.
"L" shaped sectional brackets for wall-hung WC or bidet with fixing set.
Kit de fixations avec support mural en "L".

41,00 60x20 3 90 90



cod. 5PRSO00
Protezione insonorizzante per wc o bidet sospeso.
Soundproofing protection for wall-hung wc and bidet.
Protection accoustique pour wc ou bidet suspendu.

14,00 1



La qualità nel dettaglio
Quality is in the details
La qualité est dans le détail

SFERA

SFERA

NEW
100x50 cod.1100SFN00



NEW
65x48 cod.165BSF00



70x37 cod.170ASF00



NEW
80x50 cod.180SFN00



NEW
60x45 cod.160BSF00



55x35 cod.155ASF00



NEW
60x50 cod.160SFN00



NEW
45x34 cod.145BSF00 | 145BSFN00



45 cod.145ASF00



35 cod.135ASF00



54x35 cod.1VSF54R00 | 1BSF5400



NEWFLUSH

54x35 cod.1VSF54A00 | 1BSF5400



52x35 cod.1VPC5200 | 1BIC5200



NEW
54x35 cod.1VSF54RECO00 | 1BSF54ECO00



ECO NEWFLUSH

50x35 cod.1VSS5000 | 1BSS5000



54x35 cod.1VPS5400 | 1BISFN00



63x35 cod.1MPSFN00 | 1CMSZ00

63x35 cod.1MPSFN00 | 1SCSC00*



* **con scocca e cisterna anticondensa**
with anticondesation cistern without lid
avec caisson anti-condensation et citerne

NEW



SFERA 100

cod. 1100SFN00 ○○○
Installazione sospesa, semincasso o su mobile.
Fissaggio cod. Z3442 non incluso.
Suitable for wall-hung, semi inset or sit on installation on a dedicated cabinet. Fixing set cod. Z3442 not included.
Installation suspendue, semi-encastrée ou à poser.
Fixation cod. Z3442 non inclus.

euro cm kg pallet Italia pallet Euro pallet Export

| | | | | | |
|--------|--------|----|----|----|----|
| 490,00 | 100x50 | 26 | 10 | 11 | 19 |
| 6,00 | | | | | |

cod. 5P90CV00
Portasciugamani in alluminio cromato.
Towel-rail made in chrome aluminium.
Porte serviette en aluminium chromé.

| | | | | | |
|--------|----|---|--|--|--|
| 165,00 | 82 | 1 | | | |
|--------|----|---|--|--|--|

NEW



SFERA 80

cod. 180SFN00 ○○○
Installazione sospesa, semincasso o su mobile.
Fissaggio cod. Z3442 non incluso.
Suitable for wall-hung, semi inset or sit on installation on a dedicated cabinet. Fixing set cod. Z3442 not included.
Installation suspendue, semi-encastrée ou à poser.
Fixation cod. Z3442 non inclus.

| | | | | | |
|--------|-------|----|----|----|----|
| 415,00 | 80x50 | 21 | 12 | 18 | 24 |
| 6,00 | | | | | |

cod. 5P80SFN00
Portasciugamani in alluminio cromato.
Towel-rail made in chrome aluminium.
Porte serviette en aluminium chromé.

| | | | | | |
|--------|----|---|--|--|--|
| 145,00 | 62 | 1 | | | |
|--------|----|---|--|--|--|

NEW



SFERA 60

cod. 160SFN00 ○○○
Installazione sospesa, semincasso o su mobile.
Fissaggio cod. Z3442 non incluso.
It can be installed wall-hung, laid on a counter and on pedestal. Fixing set cod. Z3442 not included.
Installation suspendue, posée ou sur colonne.
Fixation cod. Z3442 non inclus.

| | | | | | |
|--------|-------|----|----|----|----|
| 340,00 | 60x50 | 15 | 12 | 21 | 20 |
| 6,00 | | | | | |

cod. 5P60SFN00
Portasciugamani in alluminio cromato.
Towel-rail made in chrome aluminium.
Porte serviette en aluminium chromé.

| | | | | | |
|--------|----|---|--|--|--|
| 130,00 | 42 | 1 | | | |
|--------|----|---|--|--|--|

NEW



SFERA 65

cod. 165BSF00 ○○○
Installazione sospesa.
Fissaggio cod. Z3442 non incluso.
Suitable for wall-hung.
Fixings cod. Z3442 not included.
Installation suspendue.
Fixation cod. Z3442 non inclus.

euro cm kg pallet Italia pallet Euro pallet Export

| | | | | | |
|--------|-------|----|----|----|----|
| 275,00 | 65x48 | 19 | 14 | 21 | 20 |
| 6,00 | | | | | |

cod. 5P65BSF00
Portasciugamani in alluminio cromato.
Towel-rail made in chrome aluminium.
Porte serviette en aluminium chromé.

| | | | | | |
|--------|----|---|--|--|--|
| 145,00 | 41 | 1 | | | |
|--------|----|---|--|--|--|

NEW



SFERA 60

cod. 160BSF00 ○○○
Installazione sospesa.
Fissaggio cod. Z3442 non incluso.
Suitable for wall-hung.
Fixings cod. Z3442 not included.
Installation suspendue.
Fixation cod. Z3442 non inclus.

| | | | | | |
|--------|-------|----|----|----|----|
| 260,00 | 60x45 | 16 | 20 | 21 | 30 |
| 6,00 | | | | | |

cod. 5P60BSF00
Portasciugamani in alluminio cromato.
Towel-rail made in chrome aluminium.
Porte serviette en aluminium chromé.

| | | | | | |
|--------|----|---|--|--|--|
| 145,00 | 36 | 1 | | | |
|--------|----|---|--|--|--|

NEW



SFERA 45

cod. 145BSF00 ○
Installazione sospesa.
PREDISPOSTO PER PORTASCIUGAMANO.
Fissaggio cod. Z3442 non incluso.
Suitable for wall-hung.
SET FOR TOWEL-RAIL.
Fixings cod. Z3442 not included.
Installation suspendue.
ARRANGÉ POUR PORTE SERVIETTE.
Fixation cod. Z3442 non inclus.

| | | | | | |
|--------|-------|----|----|----|----|
| 200,00 | 45x34 | 10 | 30 | 40 | 50 |
| 6,00 | | | | | |

cod. 5P45BSF00
Portasciugamani in alluminio cromato.
Towel-rail made in chrome aluminium.
Porte serviette en aluminium chromé.

| | | | | | |
|--------|----|---|--|--|--|
| 120,00 | 24 | 1 | | | |
|--------|----|---|--|--|--|

NEW



cod. 145BSFNP00 ○
Installazione sospesa.
SENZA PREDISPOSIZIONE PER PORTASCIUGAMANO.
Fissaggio cod. Z3442 non incluso.
Suitable for wall-hung.
NO TOWEL-RAIL.
Fixings cod. Z3442 not included.
Installation suspendue.
SANS SE PRÉPARER À LA PORTE SERVIETTE.
Fixation cod. Z3442 non inclus.

| | | | | | |
|--------|-------|----|----|----|----|
| 180,00 | 45x34 | 10 | 30 | 40 | 50 |
| 6,00 | | | | | |



SFERA 70

cod. 170ASF00
Installazione ad appoggio, semincasso o sottopiano.
Senza troppopieno.
It can be installed lay-on, semi-fitted or under the countertop.
Without overflow.
Vasque à poser, semi-encastrée ou sous plan.
Sans trop plein.

cod. 5KF35-55AC00
Set di fissaggio per installazione sottopiano.
Fixing set to install the washbasin under the countertop.
Kit de fixations pour installation sous plan.



SFERA 55

cod. 155ASF00
Installazione ad appoggio, semincasso o sottopiano.
Senza troppopieno.
It can be installed lay-on, semi-fitted or under the countertop.
Without overflow.
Vasque à poser, semi-encastrée ou sous plan.
Sans trop plein.

cod. 5KF35-55AC00
Set di fissaggio per installazione sottopiano.
Fixing set to install the washbasin under the countertop.
Kit de fixations pour installation sous plan.

| | euro | cm | kg | pallet Italia | Euro pallet | pallet Export |
|---|--------|-------|-----|------------------|----------------|------------------|
| cod. 170ASF00 Installazione ad appoggio, semincasso o sottopiano. Senza troppopieno. <i>It can be installed lay-on, semi-fitted or under the countertop.</i> <i>Without overflow.</i> <i>Vasque à poser, semi-encastrée ou sous plan.</i> <i>Sans trop plein.</i> | 315,00 | 70x37 | 15 | 18 | 20 | 30 |
| cod. 5KF35-55AC00 Set di fissaggio per installazione sottopiano. <i>Fixing set to install the washbasin under the countertop.</i> <i>Kit de fixations pour installation sous plan.</i> | 27,00 | | 0,5 | | | |
| cod. 155ASF00 Installazione ad appoggio, semincasso o sottopiano. Senza troppopieno. <i>It can be installed lay-on, semi-fitted or under the countertop.</i> <i>Without overflow.</i> <i>Vasque à poser, semi-encastrée ou sous plan.</i> <i>Sans trop plein.</i> | 265,00 | 55x35 | 10 | 22 | 35 | 60 |
| cod. 5KF35-55AC00 Set di fissaggio per installazione sottopiano. <i>Fixing set to install the washbasin under the countertop.</i> <i>Kit de fixations pour installation sous plan.</i> | 27,00 | | 0,5 | | | |



SFERA 45

cod. 145ASF00
Installazione ad appoggio, semincasso o sottopiano.
Senza troppopieno.
It can be installed lay-on, semi-fitted or under the countertop.
Without overflow.
Vasque à poser, semi-encastrée ou sous plan.
Sans trop plein.

cod. 5KF35-55AC00
Set di fissaggio per installazione sottopiano.
Fixing set to install the washbasin under the countertop.
Kit de fixations pour installation sous plan.

SFERA 35




cod. 135ASF00
Installazione ad appoggio, semincasso o sottopiano.
Senza troppopieno.
It can be installed lay-on, semi-fitted or under the countertop.
Without overflow.
Vasque à poser, semi-encastrée ou sous plan.
Sans trop plein.

cod. 5KF35-55AC00
Set di fissaggio per installazione sottopiano.
Fixing set to install the washbasin under the countertop.
Kit de fixations pour installation sous plan.

| | euro | cm | kg | pallet Italia | Euro pallet | pallet Export |
|---|--------|-----|-----|---------------|-------------|---------------|
| cod. 145ASF00 Installazione ad appoggio, semincasso o sottopiano. Senza troppopieno. <i>It can be installed lay-on, semi-fitted or under the countertop.</i> <i>Without overflow.</i> <i>Vasque à poser, semi-encastrée ou sous plan.</i> <i>Sans trop plein.</i> | 240,00 | Ø45 | 10 | 24 | 36 | 48 |
| cod. 5KF35-55AC00 Set di fissaggio per installazione sottopiano. <i>Fixing set to install the washbasin under the countertop.</i> <i>Kit de fixations pour installation sous plan.</i> | 27,00 | | 0,5 | | | |
| cod. 135ASF00 Installazione ad appoggio, semincasso o sottopiano. Senza troppopieno. <i>It can be installed lay-on, semi-fitted or under the countertop.</i> <i>Without overflow.</i> <i>Vasque à poser, semi-encastrée ou sous plan.</i> <i>Sans trop plein.</i> | 240,00 | Ø35 | 6 | 36 | 56 | 72 |
| cod. 5KF35-55AC00 Set di fissaggio per installazione sottopiano. <i>Fixing set to install the washbasin under the countertop.</i> <i>Kit de fixations pour installation sous plan.</i> | 27,00 | | 0,5 | | | |

SFERA NF 54 WC SOSPESO



cod. 1VSF54R00
Wc sospeso. Fissaggio non incluso.
Wall-hung WC. Fixing not included.
Wc suspendu. Fixations non incluses.

euro cm kg pallet Italia pallet Euro pallet Export

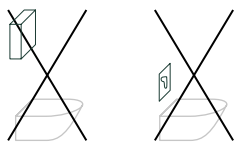
440,00 35x54 17 18 20 25

newflush®

Nuovo scarico senza brida
New flush without rim
Nouveau vidage sans bride



È sconsigliato l'abbinamento con cassetta alta e flussometro.
Not suitable for high level cistern and flush valve.
L'association avec réservoir haut et débitmètre est déconseillée.



SFERA 54 BIDET SOSPESO



cod. 1BSF5400 ○
Bidet sospeso monoforo. Fissaggio non incluso.
Wall-hung single-hole bidet. Fixing not included.
Bidet suspendu, percé un trou. Fixations non inclus.

337,00 35x54 16 18 20 25

SFERA 54 WC SOSPESO



cod. 1VSF54A00
Wc sospeso 4,5 lt. Fissaggio non incluso.
Wall-hung WC 4,5 lt flush. Fixing not included.
Wc suspendu 4,5 lt. Fixations non incluses.

337,00 35x54 17 18 20 25



cod. 5SCSTP000
Sedile soft-close plus in resina inalterabile.
Soft-close Seat-cover Plus made of unalterable resin.
Abbattant soft-close plus en résine inaltérable.

175,00 3 84 112 140

NEW



cod. 5ZECOF00
Sedile soft-close Eco in resina inalterabile.
Soft-close seat cover Eco made of unalterable resin.
Abbattant soft-close Eco en résine inaltérable.

100,00 3 84 144 190



cod. 5KFST00
Kit fissaggio dal basso.
Kit for bottom-side fixing.
Kit de fixations.

28,00



cod. 5STS000
Staffe a "L" componibili per WC o bidet sospeso complete di kit fissaggio.
"L" shaped sectional brackets for wall-hung WC or bidet with fixing set.
Kit de fixations avec support mural en "L".

41,00 60x20 3 90 90



cod. 5PRSO00
Protezione insonorizzante per wc o bidet sospeso.
Soundproofing protection for wall-hung wc and bidet.
Protection acoustique pour wc ou bidet suspendu.

14,00 1

NEW



SFERA ECO NF 54 WC SOSPESO

cod. 1VSF54RECO00
Wc sospeso Eco.
 Wall-hung WC Eco.
 Wc suspendu Eco.

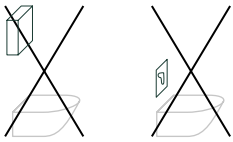
| euro | cm | kg | pallet Italia | Euro pallet | pallet Export |
|--------|-------|----|---------------|-------------|---------------|
| 280,00 | 35x54 | 17 | 18 | 20 | 25 |

newflush®

Nuovo scarico senza brida
 New flush without rim
 Nouveau vidage sans bride



È sconsigliato l'abbinamento con cassetta alta e flussometro.
 Not suitable for high level cistern and flush valve.
 L'association avec réservoir haut et débitmètre est déconseillée.



cod. 5SCSTP000
Sedile soft-close plus in resina inalterabile.
 Soft-close Seat-cover Plus made of unalterable resin.
 Abbattant soft-close plus en résine inaltérable.

| | | | | | |
|--------|--|---|----|-----|-----|
| 175,00 | | 3 | 84 | 112 | 140 |
|--------|--|---|----|-----|-----|



cod. 5ZECOF00
Sedile soft-close Eco in resina inalterabile.
 Soft-close seat cover Eco made of unalterable resin.
 Abbattant soft-close Eco en résine inaltérable.

| | | | | | |
|--------|--|---|----|-----|-----|
| 100,00 | | 3 | 84 | 144 | 190 |
|--------|--|---|----|-----|-----|

NEW



SFERA ECO 54 BIDET SOSPESO

cod. 1BSF54ECO00 ○
Bidet sospeso monoforo Eco.
 Wall-hung single-hole bidet Eco.
 Bidet suspendu Eco, percé un trou.

| | | | | | |
|--------|-------|----|----|----|----|
| 280,00 | 35x54 | 17 | 18 | 20 | 25 |
|--------|-------|----|----|----|----|



cod. 5STSO00
Staffe a "L" componibili per WC o bidet sospeso complete di kit fissaggio.
 "L" shaped sectional brackets for wall-hung WC or bidet with fixing set.
 Kit de fixations avec support mural en "L".

| | | | | | |
|-------|-------|---|----|--|----|
| 41,00 | 60x20 | 3 | 90 | | 90 |
|-------|-------|---|----|--|----|



cod. 5PRSO00
Protezione insonorizzante per wc o bidet sospeso.
 Soundproofing protection for wall-hung wc and bidet.
 Protection accoustique pour wc ou bidet suspendu.

| | | | | | |
|-------|--|---|--|--|--|
| 14,00 | | 1 | | | |
|-------|--|---|--|--|--|



SFERA 50 BIDET SOSPEO

cod. 1BSS5000 ○
Bidet sospeso monoforo. Fissaggio non incluso.
Wall-hung single-hole bidet. Fixing not included.
Bidet suspendu, percé un trou. Fixations non inclus.

euro cm kg pallet Italia pallet Euro pallet Export

302,00 35x50 16 18 20 25

SFERA 50 WC SOSPEO



cod. 1VSS5000
Wc sospeso 4,5 lt. Fissaggio non incluso.
Wall-hung WC 4,5 lt flush. Fixing not included.
Wc suspendu 4,5 lt. Fixations non incluses.

302,00 35x50 20 18 20 25



cod. 5SCSTP000
Sedile soft-close plus in resina inalterabile.
Soft-close Seat-cover Plus made of unalterable resin.
Abattant soft-close plus en résine inaltérable.

175,00 3 84 112 140



cod. 5ZECOF00
Sedile soft-close Eco in resina inalterabile.
Soft-close seat cover Eco made of unalterable resin.
Abattant soft-close Eco en résine inaltérable.

100,00 3 84 144 190



cod. 5KFST00
Kit fissaggio dal basso.
Kit for bottom-side fixing.
Kit de fixations.

28,00



cod. 5STS000
Staffe a "L" componibili per WC o bidet sospeso complete di kit fissaggio.
"L" shaped sectional brackets for wall-hung WC or bidet with fixing set.
Kit de fixations avec support mural en "L".

41,00 60x20 3 90 90



cod. 5PRS000
Protezione insonorizzante per wc o bidet sospeso.
Soundproofing protection for wall-hung wc and bidet.
Protection acoustique pour wc ou bidet suspendu.

14,00 1



SFERA 52 BIDET

cod. 1BIC5200 ○○○
Bidet monoforo predisposto triforo.
Fissaggio cod. Z3440 non incluso.
Single-hole bidet prearranged also for three-holes taps.
Fixing set cod. Z3440 not included.
Bidet percé un trou, pré-percé trois trous.
Fixations cod. Z3440 non incluses.

euro cm kg pallet Italia pallet Euro pallet Export

371,00 35x52 20 18 16 20

11,00

SFERA 52 WC



cod. 1VPC5200
Wc scarico a parete trasformabile a terra tramite curva tecnica non a corredo. 4,5 lt.
Fissaggio cod. Z3440 non incluso.
Wc with horizontal outlet convertible to floor-outlet by a pipe fitting, not included. 4,5 lt.
Fixing set cod. Z3440 not included.
Wc seule sortie horizontale. 4,5 lt.
Fixation cod. Z3440 non inclus.

371,00 35x52 22 18 16 20

11,00

SFERA 54 BIDET



cod. 1BISFN00 ○
Bidet monoforo filo parete.
Fissaggio cod. Z3440 non incluso.
Back to wall bidet with single hole.
Fixing set cod. Z3440 not included.
Bidet percé un trou pour installation sur cloison.

278,00 35x54 21 18 16 20

11,00

SFERA 54 WC



cod. 1VPS5400
Wc scarico a parete trasformabile a terra tramite curva tecnica non a corredo. 4,5 lt.
Fissaggio cod. Z3440 non incluso.
Wc with horizontal outlet convertible to floor-outlet by a pipe fitting, not included. 4,5 lt.
Fixing set cod. Z3440 not included.
Wc seule sortie horizontale. 4,5 lt.
Fixation cod. Z3440 non inclus.

278,00 35x54 24 18 16 20

11,00



TakeOff



cod. 52CSTP000
Sedile soft-close plus in resina inalterabile.
Soft-close Seat-cover Plus made of unalterable resin.
Abbattant soft-close plus en résine inaltérable.

175,00 3 84 112 140

NEW



TakeOff



cod. 52ZECOF00
Sedile soft-close Eco in resina inalterabile.
Soft-close seat cover Eco made of unalterable resin.
Abbattant soft-close Eco en résine inaltérable.

100,00 3 84 144 190



cod. 52CUIG00
Curva di raccordo per scarico a pavimento.
Connection elbow for floor outlet pipe.
Pipe de raccordement sortie verticale.

24,00



SFERA 63 WC MONOBLOCCO | CASSETTA

euro cm kg pallet Italia pallet Export

cod. 1MPSFN00
Wc monoblocco 4,5 lt. scarico a parete trasformabile terra tramite curva tecnica non a corredo.
Fissaggio cod. Z3440 non incluso.
Monobloc WC outlet to wall 4,5 lt. Commutable in outlet to floor by a pipe fitting, not included.
Fixing set cod. Z3440 not included.
Cuvette seule sortie horizontale transformable en sortie verticale. 4,5 lt. Fixation cod. Z3440 non inclus.

453,00 63x35 25 9 12 12


11,00

cod. 1CMSZ00
Cassetta in ceramica con coperchio.
Ceramic cistern with lid.
Réservoir céramique avec couvercle sans mécanisme.

221,00 36x15 h.40 12

cod. 5BASZ00
Batteria di scarico con dispositivo dual flush 3/4,5 lt.
Flushing battery with dual-flush device 3/4,5 lt.
Mécanisme dual flush 3lt - 4,5lt.

82,00



cod. 5KRBSZ00
Kit raccordo per alimentazione cassetta.
Pipe fitting kit for cistern feeding.
Kit pour alimentation réservoir.

38,00

cod. 5SCSTP000
Sedile soft-close plus in resina inalterabile.
Soft-close Seat-cover Plus made of unalterable resin.
Abbattant soft-close plus en résine inaltérable.

175,00 3 84 112 140



NEW



cod. 5ZECOF00
Sedile soft-close Eco in resina inalterabile.
Soft-close seat cover Eco made of unalterable resin.
Abbattant soft-close Eco en résine inaltérable.

100,00 3 84 144 190



cod. 5CUIG00
Curva di raccordo per scarico a pavimento.
Connection elbow for floor outlet pipe.
Pipe de raccordement sortie verticale.

24,00



cod. 5CU0200
Set scarico regolabile da 6 a 10 cm + 14,5 fisso
Adjustable discharge set, from 6 to 10 cm + 14,5 fixed
Pipe de raccordement réglable de 6 a 10cm + partie fixe.

68,00 1



cod. 5CU0300
Set scarico regolabile da 16,5 a 24 cm
Adjustable discharge set from 16,5 to 24 cm
Pipe de raccordement réglable de 16,5 à 24cm.

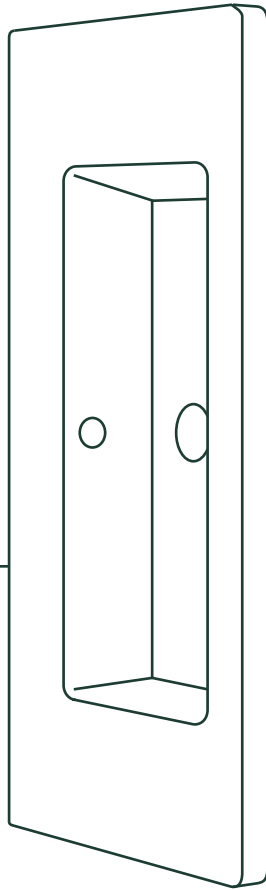

68,00 1



SFERA 63 WC MONOBLOCCO | SCOCCA



| | euro | cm | kg | pallet Italia | Euro pallet | pallet Export |
|--|--------|---------------|----|---------------|-------------|---------------|
| <p>cod. 1MPSFN00 Wc monoblocco 4,5 lt. scarico a parete trasformabile terra tramite curva tecnica non a corredo. Fissaggio cod. Z3440 non incluso. <i>Monobloc WC outlet to wall 4,5 lt. Commutable in outlet to floor by a pipe fitting, not included.</i> <i>Fixing set cod. Z3440 not included.</i> <i>Cuvette seule sortie horizontale transformable en sortie verticale. 4,5 lt. Fixation cod. Z3440 non inclus.</i></p> | 453,00 | 63x35 | 25 | 9 | 12 | 12 |
| <p>cod. 1SCSC00 Scocca in ceramica. <i>Ceramic body shell.</i> <i>Coque ceramic.</i></p> | 170,00 | 35x15 h.46 | 10 | | | |
| <p>cod. 5BSSC00 Cisterna anticondensa con meccanismo di scarico dual flush 3/4,5 lt. <i>Anti-condensation plastic tank with dual-flush device 3/4,5 lt.</i> <i>Réservoir anti condensation avec mécanisme 3/4,5 lt.</i></p> | 160,00 | | | | | |
| <p>cod. 5KRBSZ00 Kit raccordo per alimentazione cassetta. <i>Pipe fitting kit for cistern feeding.</i> <i>Kit pour alimentation réservoir.</i></p> | 38,00 | | | | | |
| <p>cod. 5SCSTP000 Sedile soft-close plus in resina inalterabile. <i>Soft-close Seat-cover Plus made of unalterable resin.</i> <i>Abbattant soft-close plus en résine inaltérable.</i></p> | 175,00 | | 3 | 84 | 112 | 140 |
| <p>cod. 5ZECOF00 Sedile soft-close Eco in resina inalterabile. <i>Soft-close seat cover Eco made of unalterable resin.</i> <i>Abbattant soft-close Eco en résine inaltérable.</i></p> | 100,00 | | 3 | 84 | 144 | 190 |
| <p>cod. 5CUIG00 Curva di raccordo per scarico a pavimento. <i>Connection elbow for floor outlet pipe.</i> <i>Pipe de raccordement sortie verticale.</i></p> | 24,00 | | | | | |
| <p>cod. 5CU0200 Set scarico regolabile da 6 a 10 cm + 14,5 fisso <i>Adjustable discharge set, from 6 to 10 cm + 14,5 fixed</i> <i>Pipe de raccordement réglable de 6 a 10cm + partie fixe.</i></p> | 68,00 | | 1 | | | |
| <p>cod. 5CU0300 Set scarico regolabile da 16,5 a 24 cm <i>Adjustable discharge set from 16,5 to 24 cm</i> <i>Pipe de raccordement réglable de 16,5 à 24cm.</i></p> | 68,00 | | 1 | | | |



Razionalità e morbidezza
Rationality and soft shape
Rationalité et douceur

NEW LIGHT

NEW LIGHT

125x48 cod.1125LI00



67x48 cod.167LI00



45x34 cod.145LI00



100x48 cod.1100LI00



62x48 cod.162LI00



80x48 cod.180LI4800



55x48 cod.155LI00



WC BIDET ABBINABILI

matching wc and bidet | wc et bidet associés

pp. 86-87-88

pp. 89-90-91

53x37 cod.1VSLIR00 | 1BSLIR00



NEWFLUSH

54x35 cod.1VSF54R00 | 1BSF5400



NEWFLUSH

52x35 cod.1VPC5200 | 1BIC5200



52x37 cod.1VSLI00 | 1BSLI00



NEW

54x35 cod.1VSF54RECO00 | 1BSF54ECO00



ECO NEWFLUSH

54x35 cod.1VPS5400 | 1BISFN00



50x37 cod.1VPLI00 | 1BILI00



54x35 cod.1VSF54A00 | 1BSF5400



63x35 cod.1MPSFN00 + 1CMSZ00

63x35 cod.1MPSFN00 + 1SCSC00*



50x35 cod.1VSS5000 | 1BSS5000



*** con scocca e cisterna anticondensa**
with anticondesation cistern without lid
avec caisson anti-condensation et citerne



NEW LIGHT 125

cod. 1125LI00 ○○○○○○
Installazione sospesa o semincasso.
 N°2 kit fissaggi cod. Z3443 non inclusi.
 Suitable for wall-hung, semi inset.
 #2 fixing sets, code Z3443 not included.
 Installation suspendue ou semi-encastree.
 N°2 fixation cod. Z3443 non inclus.

cod. 5P125LI00
Portasciugamani in ottone cromato.
 Chrome-brass towel rail.
 Porte serviette en laiton chromè.

NEW LIGHT 100



cod. 1100LI00 ○○○○
Installazione sospesa, semincasso o su colonna.
Fissaggio cod. Z3442 non incluso.
 Suitable for wall-hung, semi inset.
 Fixings cod. Z3442 not included.
 Installation suspendue, semi-encastree ou sur colonne.
 Fixation cod. Z3442 non inclus.

cod. 5P100LI00
Portasciugamani in ottone cromato.
 Chrome-brass towel rail.
 Porte serviette en laiton chromè.

NEW LIGHT 80



cod. 180LI4800 ○○○○
Installazione sospesa, semincasso o su colonna.
Fissaggio cod. Z3442 non incluso.
 Suitable for wall-hung, semi inset.
 Fixings cod. Z3442 not included.
 Installation suspendue, semi-encastree ou sur colonne.
 Fixation cod. Z3442 non inclus.

cod. 5P80LI00
Portasciugamani in ottone cromato.
 Chrome-brass towel rail.
 Porte serviette en laiton chromè.

NEW LIGHT 67



cod. 167LI00 ○○○○
Installazione sospesa, semincasso o su colonna.
Fissaggio cod. Z3442 non incluso.
 Suitable for wall-hung, semi inset.
 Fixings cod. Z3442 not included.
 Installation suspendue, semi-encastree ou sur colonne.
 Fixation cod. Z3442 non inclus.

cod. 5P67LI00
Portasciugamani in ottone cromato.
 Chrome-brass towel rail.
 Porte serviette en laiton chromè.

COLONNA

cod. 4COPO00
Colonna in ceramica.
 Ceramic pedestal.
 Colonne.

| | euro | cm | kg | pallet Italia | Euro pallet | pallet Export |
|---|--------|--------|----|---------------|-------------|---------------|
| cod. 1125LI00 ○○○○○○ Installazione sospesa o semincasso. N°2 kit fissaggi cod. Z3443 non inclusi. Suitable for wall-hung, semi inset. #2 fixing sets, code Z3443 not included. Installation suspendue ou semi-encastree. N°2 fixation cod. Z3443 non inclus. | 628,00 | 125x48 | 38 | 10 | 7 | 19 |
| cod. 5P125LI00 Portasciugamani in ottone cromato. Chrome-brass towel rail. Porte serviette en laiton chromè. | 149,00 | 118 | 1 | | | |
| cod. 1100LI00 ○○○○ Installazione sospesa, semincasso o su colonna. Fissaggio cod. Z3442 non incluso. Suitable for wall-hung, semi inset. Fixings cod. Z3442 not included. Installation suspendue, semi-encastree ou sur colonne. Fixation cod. Z3442 non inclus. | 371,00 | 100x48 | 28 | 10 | 11 | 19 |
| cod. 5P100LI00 Portasciugamani in ottone cromato. Chrome-brass towel rail. Porte serviette en laiton chromè. | 129,00 | 93 | 1 | | | |
| cod. 180LI4800 ○○○○ Installazione sospesa, semincasso o su colonna. Fissaggio cod. Z3442 non incluso. Suitable for wall-hung, semi inset. Fixings cod. Z3442 not included. Installation suspendue, semi-encastree ou sur colonne. Fixation cod. Z3442 non inclus. | 293,00 | 80x48 | 18 | 12 | 18 | 20 |
| cod. 5P80LI00 Portasciugamani in ottone cromato. Chrome-brass towel rail. Porte serviette en laiton chromè. | 99,00 | 73 | 1 | | | |
| cod. 167LI00 ○○○○ Installazione sospesa, semincasso o su colonna. Fissaggio cod. Z3442 non incluso. Suitable for wall-hung, semi inset. Fixings cod. Z3442 not included. Installation suspendue, semi-encastree ou sur colonne. Fixation cod. Z3442 non inclus. | 247,00 | 67x48 | 17 | 12 | 21 | 20 |
| cod. 5P67LI00 Portasciugamani in ottone cromato. Chrome-brass towel rail. Porte serviette en laiton chromè. | 99,00 | 60 | 1 | | | |
| cod. 4COPO00 Colonna in ceramica. Ceramic pedestal. Colonne. | 70,00 | 18x69 | 14 | | | |

**NEW LIGHT 62**

cod. 162LI00 ○○○○

Installazione sospesa, semincasso o su colonna.**Fissaggio cod. Z3442 non incluso.***Suitable for wall-hung or semi inset installation.**Fixings cod. Z3442 not included.**Installation suspendue, semi-encastree ou sur colonne.**Fixation cod. Z3442 non inclus.*

euro cm kg pallet Italia Euro pallet Export

232,00 62x48 16 12 24 29

6,00

cod. 5P62LI00

Portasciugamani in ottone cromato.*Chrome-brass towel rail.**Porte serviette en laiton chromè.*

88,00

55

1

cod. 4COPO00

Colonna in ceramica.*Ceramic pedestal.**Colonne.*

70,00

18x69

14

NEW LIGHT 55

cod. 155LI00 ○○○○

Installazione sospesa, semincasso o su colonna.**Fissaggio cod. Z3442 non incluso.***Suitable for wall-hung, semi inset.**Fixings cod. Z3442 not included.**Installation suspendue, semi-encastree ou sur colonne.**Fixation cod. Z3442 non inclus.*

216,00

55x48

16

12

24

20

6,00

cod. 5P55LI00

Portasciugamani in ottone cromato.*Chrome-brass towel rail.**Porte serviette en laiton chromè.*

85,00

48

1

cod. 4COPO00

Colonna in ceramica.*Ceramic pedestal.**Colonne.*

70,00

18x69

14

NEW LIGHT 45

cod. 145LI00 ○

Installazione sospesa o semincasso.**Fissaggio cod. Z3442 non incluso.***Suitable for wall-hung, semi inset.**Fixings cod. Z3442 not included.**Installation suspendue ou semi-encastree.**Fixation cod. Z3442 non inclus.*

165,00

45x34

10

12

32

20

6,00

cod. 5P45LI00

Portasciugamani in ottone cromato.*Chrome-brass towel rail.**Porte serviette en laiton chromè.*

75,00

38

1



NEW LIGHT NF 53 BIDET SOSPESO

cod. 1BSLIROO ○
Bidet sospeso monoforo. Fissaggio non incluso.
Wall-hung single-hole bidet. Fixing not included.
Bidet suspendu, percé un trou. Fixations non inclus.

euro cm kg pallet Italia pallet Export

337,00 37X53 18 18 20 25

NEW LIGHT NF 53 WC SOSPESO



cod. 1VSLIROO
Wc sospeso. Fissaggio non incluso.
Wall-hung WC. Fixing not included.
Wc suspendu. Fixations non incluses.

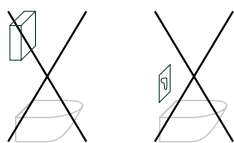
403,00 37X53 20 18 20 25

newflush®

Nuovo scarico senza brida
New flush without rim
Nouveau vidage sans bride



È sconsigliato l'abbinamento con cassetta alta e flussometro.
Not suitable for high level cistern and flush valve.
L'association avec réservoir haut et débitmètre est déconseillée.



cod. 5LIFRF00
Sedile soft-close in resina inalterabile.
Soft-close Seat-cover made of unalterable resin.
Abbantant soft-close en résine inaltérable.

144,00 3 120 96 120



cod. 5KFST00
Kit fissaggio dal basso.
Kit for bottom-side fixing.
Kit de fixations.

28,00



cod. 5STSO00
Staffe a "L" componibili per WC o bidet sospeso complete di kit fissaggio.
"L" shaped sectional brackets for wall-hung WC or bidet with fixing set.
Kit de fixations avec support mural en "L".

41,00 60x20 3 90 90



cod. 5PRSO00
Protezione insonorizzante per wc o bidet sospeso.
Soundproofing protection for wall-hung wc and bidet.
Protection accoustique pour wc ou bidet suspendu.

14,00 1

**NEW LIGHT 52 BIDET SOSPESO**

cod. 1BSLI00 ○
Bidet sospeso monoforo.
One tap hole wall-hung bidet.
Bidet suspendu, percé un trou.

euro cm kg pallet Italia Euro pallet Export

237,00 37x52 15 18 20 25

NEW LIGHT 52 WC SOSPESO

cod. 1VSLI00
Wc sospeso 4,5 lt.
Wall-hung wc 4,5 lt.
Wc suspendu 4,5 lt.

237,00 37x52 20 18 20 25



cod. 5STS000
Staffe a "L" componibili per WC o bidet sospeso complete di kit fissaggio.
"L" shaped sectional brackets for wall-hung WC or bidet with fixing set.
Kit de fixations avec support mural en "L".

41,00 60x20 3 90 90



cod. 5PRSO00
Protezione insonorizzante per wc o bidet sospeso.
Soundproofing protection for wall-hung wc and bidet.
Protection accoustique pour wc ou bidet suspendu.

14,00 1

**NEW LIGHT 50 BIDET**

cod. 1BILI00 ○
Bidet monoforo.
Fissaggio cod. Z3440 non incluso.
Single-hole bidet. Fixing cod. Z3440 not included
Bidet percé un trou. Fixations cod. Z3440 non inclus.

185,00 37x50 15 21 16 20
 11,00

NEW LIGHT 50 WC

cod. 1VPLI00
Wc scarico a parete trasformabile a terra tramite curva tecnica non a corredo. 4,5 lt.
Fissaggio cod. Z3440 non incluso.
WC with wall-outlet convertible to floor-outlet by a pipe fitting not included. 4,5 lt. Fixing set cod. Z3440 not included.
Wc seule sortie horizontale. 4,5 lt.
Fixation cod. Z3440 non inclus.

185,00 37x50 24 21 16 20
 11,00



cod. 5CUIG00
Curva di raccordo per scarico a pavimento.
Connection elbow for floor outlet pipe.
Pipe de raccordement sortie verticale.

24,00

NEW

TakeOff



cod. 5NLV5STF00
Sedile soft-close in resina inalterabile.
Soft-close Seat-cover made of unalterable resin.
Abbattant soft-close en résine inaltérable.

144,00 3 102 168 204

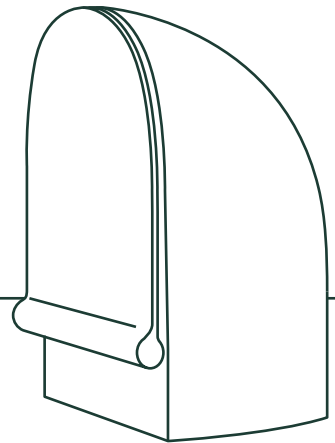


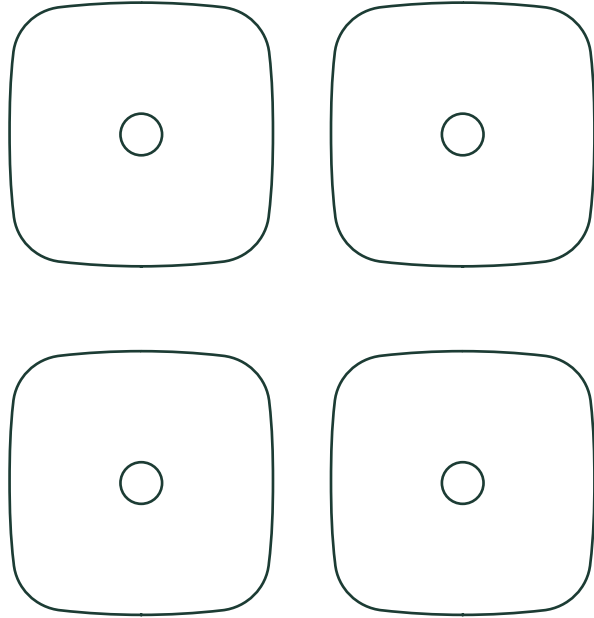
NEW

TakeOff



cod. 5NLV5ST00
Sedile in resina inalterabile.
Seat-cover made of unalterable resin.
Abbattant en résine inaltérable.

108,00 3 102 168 204



Le Nuances della natura
Shades of nature
Les nuances de la nature

COLORI

COLORI

65x42 cod.165GRLXBM



65x42 cod.165GRLXVS



65x42 cod.165GRLXAS



65x42 cod.165GRLXGS



60x40 cod.160GRLXBM



60x40 cod.160GRLXVS



60x40 cod.160GRLXAS



60x40 cod.160GRLXGS



42x42 cod.142GRLXBM



42x42 cod.142GRLXVS



42x42 cod.142GRLXAS



42x42 cod.142GRLXGS



75x40 cod.175AGRLXBM



75x40 cod.175AGRLXVS



75x40 cod.175AGRLXAS



75x40 cod.175AGRLXGS



65x40 cod.165AGRLXBM



65x40 cod.165AGRLXVS



65x40 cod.165AGRLXAS



65x40 cod.165AGRLXGS



60x38 cod.160AGRLXBM



60x38 cod.160AGRLXVS



60x38 cod.160AGRLXAS



60x38 cod.160AGRLXGS



50x38 cod.150AGRLXBM



50x38 cod.150AGRLXVS



50x38 cod.150AGRLXAS



50x38 cod.150AGRLXGS



40x40 cod.140AGRLXBM



40x40 cod.140AGRLXVS



40x40 cod.140AGRLXAS



40x40 cod.140AGRLXGS



65x42 cod.165GRLXNE



60x40 cod.160GRLXNE



42x42 cod.142GRLXNE



75x40 cod.175AGRLXNE



65x40 cod.165AGRLXNE



60x38 cod.160AGRLXNE



50x38 cod.150AGRLXNE



40x40 cod.140AGRLXNE



54x35 cod.1VSF54RBM | 1BSF54BM



52x35 cod.1VPC52BM | 1BIC52BM



cod.5SCSTPBM



54x35 cod.1VSF54RVS | 1BSF54VS



52x35 cod.1VPC52VS | 1BIC52VS



cod.5SCSTPVS



54x35 cod.1VSF54RAS | 1BSF54AS



52x35 cod.1VPC52AS | 1BIC52AS



cod.5SCSTPAS



54x35 cod.1VSF54RGS | 1BSF54GS



52x35 cod.1VPC52GS | 1BIC52GS



cod.5SCSTPGS



54x35 cod.1VSF54RNE | 1BSF54NE



52x35 cod.1VPC52NE | 1BIC52NE



cod.5SCSTPNNE





GREEN LUX 65

euro cm kg pallet Italia pallet Euro pallet Export

○
Installazione ad appoggio o semincasso. Senza troppopieno.
It can be installed lay-on, semi-fitted. Without overflow.
Vasque à poser, semi-encastrée. Sans trop plein.

| | | | | | | | |
|---|---------------------------------|--------|-------|----|----|----|----|
| ○ | cod. 165GRLXBM Bianco satinato | 624,00 | 65x42 | 13 | 19 | 21 | 20 |
| ● | cod. 165GRLXVS Verde satinato | 624,00 | 65x42 | 13 | 19 | 21 | 20 |
| ● | cod. 165GRLXAS Azzurro satinato | 624,00 | 65x42 | 13 | 19 | 21 | 20 |
| ● | cod. 165GRLXGS Grigio satinato | 624,00 | 65x42 | 13 | 19 | 21 | 20 |
| ● | cod. 165GRLXNE Nero lucido | 624,00 | 65x42 | 13 | 19 | 21 | 20 |



GREEN LUX 60

○
Installazione ad appoggio o semincasso. Senza troppopieno.
It can be installed lay-on, semi-fitted. Without overflow.
Vasque à poser, semi-encastrée. Sans trop plein.

| | | | | | | | |
|---|---------------------------------|--------|-------|----|----|----|----|
| ○ | cod. 160GRLXBM Bianco satinato | 600,00 | 60x40 | 12 | 18 | 21 | 30 |
| ● | cod. 160GRLXVS Verde satinato | 600,00 | 60x40 | 12 | 18 | 21 | 30 |
| ● | cod. 160GRLXAS Azzurro satinato | 600,00 | 60x40 | 12 | 18 | 21 | 30 |
| ● | cod. 160GRLXGS Grigio satinato | 600,00 | 60x40 | 12 | 18 | 21 | 30 |
| ● | cod. 160GRLXNE Nero lucido | 600,00 | 60x40 | 12 | 18 | 21 | 30 |



GREEN LUX 42

○
Installazione ad appoggio o semincasso. Senza troppopieno.
It can be installed lay-on, semi-fitted. Without overflow.
Vasque à poser, semi-encastrée. Sans trop plein.

| | | | | | | | |
|---|---------------------------------|--------|-------|---|----|----|----|
| ○ | cod. 142GRLXBM Bianco satinato | 552,00 | 42x42 | 9 | 24 | 36 | 48 |
| ● | cod. 142GRLXVS Verde satinato | 552,00 | 42x42 | 9 | 24 | 36 | 48 |
| ● | cod. 142GRLXAS Azzurro satinato | 552,00 | 42x42 | 9 | 24 | 36 | 48 |
| ● | cod. 142GRLXGS Grigio satinato | 552,00 | 42x42 | 9 | 24 | 36 | 48 |
| ● | cod. 142GRLXNE Nero lucido | 552,00 | 42x42 | 9 | 24 | 36 | 48 |



GREEN LUX 75

○
Installazione ad appoggio o semincasso. Senza troppopieno.
It can be installed lay-on, semi-fitted. Without overflow.
Vasque à poser, semi-encastrée. Sans trop plein.

| | | | | | | | |
|---|----------------------------------|--------|-------|----|----|----|----|
| ○ | cod. 175AGRLXBM Bianco satinato | 656,00 | 75x40 | 14 | 10 | 14 | 17 |
| ● | cod. 175AGRLXVS Verde satinato | 656,00 | 75x40 | 14 | 10 | 14 | 17 |
| ● | cod. 175AGRLXAS Azzurro satinato | 656,00 | 75x40 | 14 | 10 | 14 | 17 |
| ● | cod. 175AGRLXGS Grigio satinato | 656,00 | 75x40 | 14 | 10 | 14 | 17 |
| ● | cod. 175AGRLXNE Nero lucido | 656,00 | 75x40 | 14 | 10 | 14 | 17 |



GREEN LUX 65

Installazione ad appoggio o semincasso. Senza troppopieno.
It can be installed lay-on, semi-fitted. Without overflow.
Vasque à poser, semi-encastrée. Sans trop plein.

| | euro | cm | kg | pallet Italia | Euro pallet | pallet Export |
|------------------------------------|--------|-------|----|---------------|-------------|---------------|
| ○ cod. 165AGRLXBM Bianco satinato | 624,00 | 65x40 | 12 | 19 | 21 | 20 |
| ● cod. 165AGRLXVS Verde satinato | 624,00 | 65x40 | 12 | 19 | 21 | 20 |
| ● cod. 165AGRLXAS Azzurro satinato | 624,00 | 65x40 | 12 | 19 | 21 | 20 |
| ● cod. 165AGRLXGS Grigio satinato | 624,00 | 65x40 | 12 | 19 | 21 | 20 |
| ● cod. 165AGRLXNE Nero lucido | 624,00 | 65x40 | 12 | 19 | 21 | 20 |



GREEN LUX 60

Installazione ad appoggio o semincasso. Senza troppopieno.
It can be installed lay-on, semi-fitted. Without overflow.
Vasque à poser, semi-encastrée. Sans trop plein.

| | | | | | | |
|------------------------------------|--------|-------|----|----|----|----|
| ○ cod. 160AGRLXBM Bianco satinato | 600,00 | 60x38 | 10 | 18 | 21 | 30 |
| ● cod. 160AGRLXVS Verde satinato | 600,00 | 60x38 | 10 | 18 | 21 | 30 |
| ● cod. 160AGRLXAS Azzurro satinato | 600,00 | 60x38 | 10 | 18 | 21 | 30 |
| ● cod. 160AGRLXGS Grigio satinato | 600,00 | 60x38 | 10 | 18 | 21 | 30 |
| ● cod. 160AGRLXNE Nero lucido | 600,00 | 60x38 | 10 | 18 | 21 | 30 |



GREEN LUX 50

Installazione ad appoggio o semincasso. Senza troppopieno.
It can be installed lay-on, semi-fitted. Without overflow.
Vasque à poser, semi-encastrée. Sans trop plein.


| | | | | | | |
|------------------------------------|--------|-------|---|----|----|----|
| ○ cod. 150AGRLXBM Bianco satinato | 576,00 | 50x38 | 9 | 33 | 36 | 44 |
| ● cod. 150AGRLXVS Verde satinato | 576,00 | 50x38 | 9 | 33 | 36 | 44 |
| ● cod. 150AGRLXAS Azzurro satinato | 576,00 | 50x38 | 9 | 33 | 36 | 44 |
| ● cod. 150AGRLXGS Grigio satinato | 576,00 | 50x38 | 9 | 33 | 36 | 44 |
| ● cod. 150AGRLXNE Nero lucido | 576,00 | 50x38 | 9 | 33 | 36 | 44 |



GREEN LUX 40

Installazione ad appoggio o semincasso. Senza troppopieno.
It can be installed lay-on, semi-fitted. Without overflow.
Vasque à poser, semi-encastrée. Sans trop plein.

| | | | | | | |
|------------------------------------|--------|-------|---|----|----|----|
| ○ cod. 140AGRLXBM Bianco satinato | 552,00 | 40x40 | 8 | 24 | 36 | 48 |
| ● cod. 140AGRLXVS Verde satinato | 552,00 | 40x40 | 8 | 24 | 36 | 48 |
| ● cod. 140AGRLXAS Azzurro satinato | 552,00 | 40x40 | 8 | 24 | 36 | 48 |
| ● cod. 140AGRLXGS Grigio satinato | 552,00 | 40x40 | 8 | 24 | 36 | 48 |
| ● cod. 140AGRLXNE Nero lucido | 552,00 | 40x40 | 8 | 24 | 36 | 48 |



SFERA NF 54 WC SOSPESO

euro cm kg pallet Italia pallet Euro pallet Export

Wc sospeso 4,5 lt. Fissaggio non incluso.
Wall-hung WC 4,5 lt flush. Fixing not included.
Wc suspendu 4,5 lt. Fixations non incluses.

newflush®

| | | | | | | | |
|--|----------------------------------|--------|-------|----|----|----|----|
| | cod. 1VSF54RBM Bianco satinato* | 640,00 | 35x54 | 17 | 18 | 20 | 25 |
| | cod. 1VSF54RVS Verde satinato* | 640,00 | 35x54 | 17 | 18 | 20 | 25 |
| | cod. 1VSF54RAS Azzurro satinato* | 640,00 | 35x54 | 17 | 18 | 20 | 25 |
| | cod. 1VSF54RGS Grigio satinato* | 640,00 | 35x54 | 17 | 18 | 20 | 25 |
| | cod. 1VSF54RNE Nero lucido | 640,00 | 35x54 | 17 | 18 | 18 | 18 |



È sconsigliato l'abbinamento con cassetta alta e flussometro.
Not suitable for high level cistern and flush valve.
L'association avec réservoir haut et débitmètre est déconseillée.



Sedile soft-close plus in resina inalterabile.
Soft-close Seat-cover Plus made of unalterable resin.
Abbattant soft-close plus en résine inaltérable.

| | | | | | | | |
|--|--------------------------------|--------|--|---|----|-----|-----|
| | cod. 5SCSTPBM Bianco satinato | 200,00 | | 3 | 84 | 112 | 140 |
| | cod. 5SCSTPVS Verde satinato | 200,00 | | 3 | 84 | 112 | 140 |
| | cod. 5SCSTPAS Azzurro satinato | 200,00 | | 3 | 84 | 112 | 140 |
| | cod. 5SCSTPGS Grigio satinato | 200,00 | | 3 | 84 | 112 | 140 |
| | cod. 5SCSTPNNE Nero lucido | 200,00 | | 3 | 84 | 112 | 140 |



cod. 5KFST00
Kit fissaggio dal basso.
Kit for bottom-side fixing.
Kit de fixations.



cod. 5STSO00
Staffe a "L" componibili per WC o bidet sospeso complete di kit fissaggio.
"L" shaped sectional brackets for wall-hung WC or bidet with fixing set.
Kit de fixations avec support mural en "L".



cod. 5PRSO00
Protezione insonorizzante per wc o bidet sospeso.
Soundproofing protection for wall-hung wc and bidet.
Protection acoustique pour wc ou bidet suspendu.

| | | | | | | | |
|--|--|-------|-------|---|----|--|----|
| | | 28,00 | | | | | |
| | | 41,00 | 60x20 | 3 | 90 | | 90 |
| | | 14,00 | | 1 | | | |

*** I Wc Colorati sono disponibili con finitura esterna satinata ed interna lucida, mentre i bidet presentano la satinatura sull'intera superficie.**

* The colored toilets are available with external satin finish and inner polished finish, while the bidet are all satin finished.

* Les cuvettes colorées sont disponibles finition extérieure satinée et intérieure brillante. Les bidets sont entièrement satinés.



SFERA 54 BIDET SOSPEO

euro cm kg pallet Italia pallet Euro pallet Export

COLORI

○
Bidet sospeso monoforo. Fissaggio non incluso.
Wall-hung single-hole bidet. Fixing not included.
Bidet suspendu, percé un trou. Fixations non inclus.

| | | | | | | | |
|---|--------------------------------|--------|-------|----|----|----|----|
| ○ | cod. 1BSF54BM Bianco satinato | 500,00 | 35x54 | 16 | 18 | 20 | 25 |
| ● | cod. 1BSF54VS Verde satinato | 500,00 | 35x54 | 16 | 18 | 20 | 25 |
| ● | cod. 1BSF54AS Azzurro satinato | 500,00 | 35x54 | 16 | 18 | 20 | 25 |
| ● | cod. 1BSF54GS Grigio satinato | 500,00 | 35x54 | 16 | 18 | 20 | 25 |
| ● | cod. 1BSF54NE Nero lucido | 500,00 | 35x54 | 16 | 18 | 18 | 18 |



cod. 5KFST00
Kit fissaggio dal basso.
Kit for bottom-side fixing.
Kit de fixations.

28,00



cod. 5STS000
Staffe a "L" componibili per WC o bidet sospeso complete di kit fissaggio.
"L" shaped sectional brackets for wall-hung WC or bidet with fixing set.
Kit de fixations avec support mural en "L".

41,00 60x20 3 90 90



cod. 5PRS000
Protezione insonorizzante per wc o bidet sospeso.
Soundproofing protection for wall-hung wc and bidet.
Protection acoustique pour wc ou bidet suspendu.

14,00 1








SFERA 52 WC

euro cm kg pallet Italia pallet Euro pallet Export

Wc scarico a parete trasformabile a terra tramite curva tecnica non a corredo. 4,5 lt. Fissaggio cod. Z3440 non incluso.
 Wc with horizontal outlet convertible to floor-outlet by a pipe fitting, not included. 4,5 lt. Fixing set cod. Z3440 not included.
 Wc seule sortie horizontale. 4,5 lt. Fixation cod. Z3440 non inclus.

11,00

| | | | | | | | |
|---|---------------------------------|--------|-------|----|----|----|----|
|  | cod. 1VPC52BM Bianco satinato* | 540,00 | 35x52 | 22 | 18 | 16 | 20 |
|  | cod. 1VPC52VS Verde satinato* | 540,00 | 35x52 | 22 | 18 | 16 | 20 |
|  | cod. 1VPC52AS Azzurro satinato* | 540,00 | 35x52 | 22 | 18 | 16 | 20 |
|  | cod. 1VPC52GS Grigio satinato* | 540,00 | 35x52 | 22 | 18 | 16 | 20 |
|  | cod. 1VPC52NE Nero lucido | 540,00 | 35x52 | 22 | 18 | 16 | 20 |





cod. 5CUIG00
 Curva di raccordo per scarico a pavimento.
 Connection elbow for floor outlet pipe.
 Pipe de raccordement sortie verticale.

24,00



Sedile soft-close plus in resina inalterabile.
 Soft-close Seat-cover Plus made of unalterable resin.
 Abbattant soft-close plus en résine inaltérable.



| | | | | | | | |
|---|--------------------------------|--------|--|---|----|-----|-----|
|  | cod. 5SCSTPBM Bianco satinato | 200,00 | | 3 | 84 | 112 | 140 |
|  | cod. 5SCSTPVS Verde satinato | 200,00 | | 3 | 84 | 112 | 140 |
|  | cod. 5SCSTPAS Azzurro satinato | 200,00 | | 3 | 84 | 112 | 140 |
|  | cod. 5SCSTPGS Grigio satinato | 200,00 | | 3 | 84 | 112 | 140 |
|  | cod. 5SCSTPNNE Nero lucido | 200,00 | | 3 | 84 | 112 | 140 |

*** I Wc Colorati sono disponibili con finitura esterna satinata ed interna lucida, mentre i bidet presentano la satinatura sull'intera superficie.**

* The colored toilets are available with external satin finish and inner polished finish, while the bidet are all satin finished.

* Les cuvettes colorées sont disponibles finition extérieure satinée et intérieure brillante. Les bidets sont entièrement satinés.



SFERA 52 BIDET

euro cm kg pallet Italia Euro pallet Export



Bidet monoforo predisposto triforo.
Fissaggio cod. Z3440 non incluso.
Single-hole bidet prearranged also for three-holes taps.
Fixing set cod. Z3440 not included.
Bidet percé un trou, pré-percé trois trous.
Fixations cod. Z3440 non incluses.

11,00



cod. 1BIC52BM Bianco satinato

540,00

35x52

20

18

16

20



cod. 1BIC52VS Verde satinato

540,00

35x52

20

18

16

20



cod. 1BIC52AS Azzurro satinato

540,00

35x52

20

18

16

20



cod. 1BIC52GS Grigio satinato

540,00

35x52

20

18

16

20



cod. 1BIC52NE Nero lucido

540,00

35x52

20

18

16

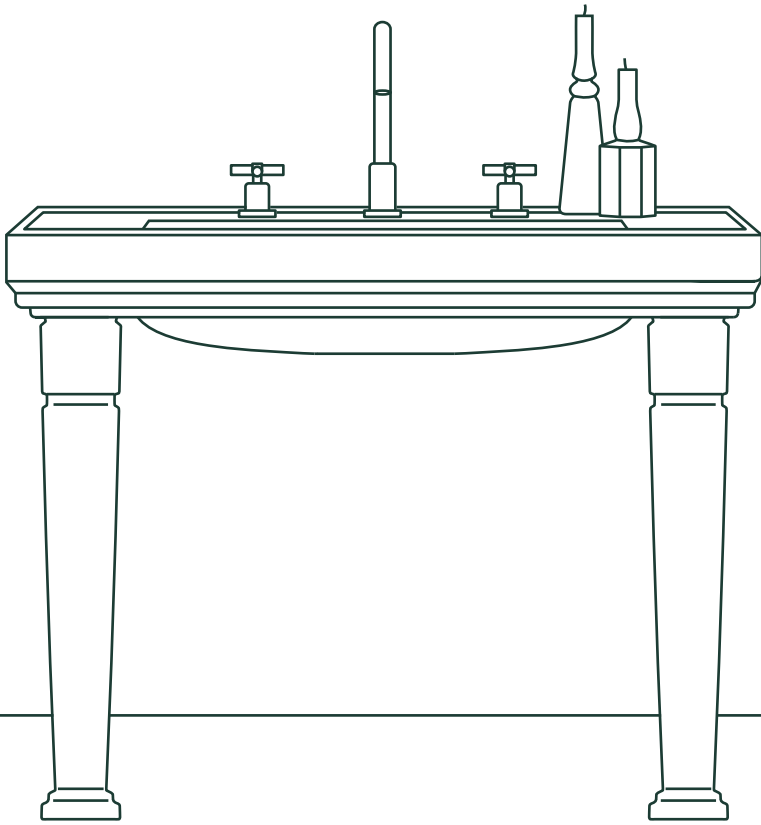
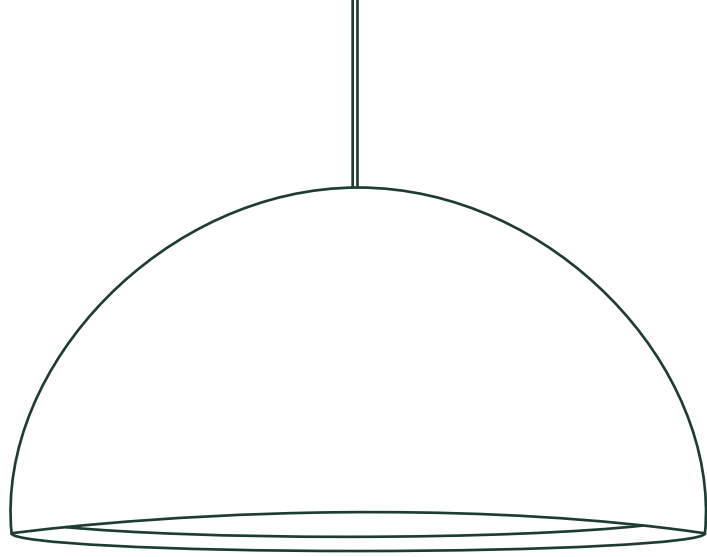
20



cod. 5CUIG00
Curva di raccordo per scarico a pavimento.
Connection elbow for floor outlet pipe.
Pipe de raccordement sortie verticale.

24,00

COLORI



Stile raffinato e senza tempo

Timeless and refined style

Style raffiné et intemporel

CANOVA ROYAL

CANOVA ROYAL

125x54 cod.1125CV00



70x52 cod.170CV00



60x40 cod.160ACV00



55x38 cod.150CN00



105x54 cod.1105CV00



56x44 cod.156CV00



50x35 cod.1550CN00



90x50 cod.190CV00



57x42 cod.150NN00



75x50 cod.175CV00



52x42 cod.1505200



60x46 cod.160CV00



40 cod.1504000



55x36 cod.1VSCR00 | 1BSCR00



53x36 cod.1VPCR00 | 1BICR00



53x36 cod.1VACV00 | 1BICV00





CANOVA ROYAL 125

euro cm kg pallet Italia pallet Euro pallet Export

cod. 1125CV00 ○○○ ○○○
Istallazione sospesa, struttura metallica, gambe in ceramica o mobile. n° 2 kit fissaggio cod Z3443 non incluso.
Wall-hung, on ceramic legs or cabinet installation.
#2 fixing sets, code Z3443 not included.
Installation suspendue, sur pieds en céramique ou sur meuble. N°2 kit de fixation cod. Z3443 non inclus.

| | | | | | |
|--------|--------|----|----|---|---|
| 927,00 | 125x54 | 49 | 10 | 7 | 9 |
| 12,00 | | | | | |

cod. 5P90CV00
Portasciugamani in ottone cromato.
Chrome-brass towel rail.
Porte serviette en laiton chromé.

| | | | | | |
|--------|----|---|--|--|--|
| 165,00 | 82 | 1 | | | |
|--------|----|---|--|--|--|



cod. 5ST125CV00
Struttura a terra in ottone cromato.
Chrome-brass floor structure.
Structure en laiton chromé à poser.

| | | | | | |
|--------|-----------------|---|--|--|--|
| 927,00 | 115x47 h73,5 | 7 | | | |
|--------|-----------------|---|--|--|--|



cod. 1GACV00
Gambe in ceramica.
Ceramic legs.
Piètements céramiques.

| | | | | | |
|------------------------|--------------|---|--|--|--|
| 258,00 cad. each | 11x11 h73 | 5 | | | |
|------------------------|--------------|---|--|--|--|

**CANOVA ROYAL 105**

| euro | cm | kg | pallet Italia | Euro pallet | pallet Export |
|------|----|----|---------------|-------------|---------------|
|------|----|----|---------------|-------------|---------------|

| | | | | | | |
|---------------|--------|--------|----|----|----|----|
| cod. 1105CV00 | 618,00 | 105x54 | 40 | 10 | 12 | 20 |
|---------------|--------|--------|----|----|----|----|

○ ○ ○
**Installazione sospesa, struttura metallica,
 gambe in ceramica, colonna o su mobile.**
n° 2 kit fissaggio cod Z3443 non incluso.

Wall-hung, on ceramic legs or cabinet installation.

#2 fixing sets, code Z3443 not included.

Installation suspendue, sur pieds en céramique ou sur meuble. N°2 kit de fixation cod. Z3443 non inclus.

| | | | | | |
|-------|--|--|--|--|--|
| 12,00 | | | | | |
|-------|--|--|--|--|--|

| | | | | | | |
|---------------|--------|----|---|--|--|--|
| cod. 5P75CV00 | 165,00 | 67 | 1 | | | |
|---------------|--------|----|---|--|--|--|

Portasciugamani in ottone cromato.

Chrome-brass towel rail.

Porte serviette en laiton chromé.



| | | | | | | |
|-----------------|--------|----------------|---|--|--|--|
| cod. 5ST105CV00 | 875,00 | 95x47 h73,5 | 6 | | | |
|-----------------|--------|----------------|---|--|--|--|

Struttura a terra in ottone cromato.

Chrome-brass floor structure.

Structure en laiton chromé à poser.



| | | | | | | |
|--------------|------------------------|--------------|---|--|--|--|
| cod. 1GACV00 | 258,00 cad. each | 11x11 h73 | 5 | | | |
|--------------|------------------------|--------------|---|--|--|--|

Gambe in ceramica.

Ceramic legs.

Piètements céramiques.



| | | | | | | |
|--------------|--------|-------|----|---|----|----|
| cod. 1COCV00 | 196,00 | 66x30 | 14 | 9 | 15 | 27 |
|--------------|--------|-------|----|---|----|----|

Colonna in ceramica.

Ceramic pedestal.

Colonne.



CANOVA ROYAL 90

euro cm kg pallet Italia pallet Euro pallet Export

cod. 190CV00 ○○○
Installazione sospesa, su colonna, struttura metallica o mobile. Fissaggio cod. Z3443 non incluso.
Suitable for wall-hung, pedestal, on special metal structure, or on base cabinet installation. Fixings cod. Z3443 not included.
Installation suspendue, sur colonne, sur structure métallique ou sur meuble. Fixations cod. Z3443 non incluses.

494,00 90x50 27 8 12 12
 6,00

cod. 5P90CV00
Portasciugamani in ottone cromato.
Chrome-brass towel rail.
Porte serviette en laiton chromé.

165,00 82 1



cod. 5ST90CV00
Struttura a terra in ottone cromato.
Chrome-brass floor structure.
Structure en laiton chromé à poser.

824,00 85x44 h78,5 6



cod. 1COCV00
Colonna in ceramica.
Ceramic pedestal.
Colonne.

196,00 66x30 14 9 15 27



CANOVA ROYAL 75

cod. 175CV00 ○ ○ ○

Installazione sospesa, su colonna, struttura metallica o mobile. Fissaggio cod. Z3443 non incluso.

Suitable for wall-hung, pedestal, on special metal structure, or on base cabinet installation. Fixings cod. Z3443 not included. Installation suspendue, sur colonne, sur structure métallique ou sur meuble. Fixations cod. Z3443 non incluses.

cod. 5P75CV00

Portasciugamani in ottone cromato.

Chrome-brass towel rail.

Porte serviette en laiton chromé.



cod. 5ST75CV00

Struttura a terra in ottone cromato.

Chrome-brass floor structure.

Structure en laiton chromé à poser.



cod. 1COCV00

Colonna in ceramica.

Ceramic pedestal.

Colonne.

| | euro | cm | kg | pallet Italia | Euro pallet | pallet Export |
|---|----------------|----------------|----|---------------|-------------|---------------|
| cod. 175CV00 ○ ○ ○ Installazione sospesa, su colonna, struttura metallica o mobile. Fissaggio cod. Z3443 non incluso. <i>Suitable for wall-hung, pedestal, on special metal structure, or on base cabinet installation. Fixings cod. Z3443 not included. Installation suspendue, sur colonne, sur structure métallique ou sur meuble. Fixations cod. Z3443 non incluses.</i> | 412,00 6,00 | 75x50 | 23 | 10 | 14 | 17 |
| cod. 5P75CV00 Portasciugamani in ottone cromato. <i>Chrome-brass towel rail.</i> <i>Porte serviette en laiton chromé.</i> | 165,00 | 67 | 1 | | | |
| cod. 5ST75CV00 Struttura a terra in ottone cromato. <i>Chrome-brass floor structure.</i> <i>Structure en laiton chromé à poser.</i> | 824,00 | 68x44 h78,5 | 5 | | | |
| cod. 1COCV00 Colonna in ceramica. <i>Ceramic pedestal.</i> <i>Colonne.</i> | 196,00 | 66x30 | 14 | 9 | 15 | 27 |



CANOVA ROYAL 60

cod. 160CV00 ○○○

Installazione sospesa o su colonna.

Fissaggio cod. Z3442 non incluso.

Suitable for wall-hung or pedestal mounted installation.

Fixings cod. Z3442 not included.

Installation suspendue ou sur colonne.

Kit de fixation cod. Z3442 non inclus.

euro

cm

kg

pallet Euro pallet
Italia pallet Export

268,00

60x46

18

12

24

20

6,00

cod. 5P60CV00

Portasciugamani in ottone cromato.

Chrome-brass towel rail.

Porte serviette en laiton chromé.

165,00

51

1



cod. 1COCV00

Colonna in ceramica.

Ceramic pedestal.

Colonne.

196,00

66x30

14

9

15

27



CANOVA ROYAL 70

cod. 170CV00 ○ ○ ○
Installazione sospesa o su colonna.
Fissaggio cod. Z3442 non incluso.
Suitable for wall-hung or pedestal mounted installation.
Fixings cod. Z3442 not included.
Installation suspendue ou sur colonne.
Kit de fixation cod. Z3442 non inclus.

euro cm kg pallet Italia pallet Export

330,00 70x52 23 12 18 20

cod. 5P70CV00
Portasciugamani in ottone cromato.
Chrome-brass towel rail.
Porte serviette en laiton chromé.

165,00 55 1



CANOVA ROYAL 56

cod. 156CV00 ○ ○ ○
Installazione sospesa o su colonna.
Fissaggio cod. Z3442 non incluso.
Suitable for wall-hung or pedestal mounted installation.
Fixings cod. Z3442 not included.
Installation suspendue ou sur colonne.
Kit de fixation cod. Z3442 non inclus.

299,00 56x44 17 12 21 20

6,00

cod. 5P56CV00
Portasciugamani in ottone cromato.
Chrome-brass towel rail.
Porte serviette en laiton chromé.

165,00 42 1

COLONNA

cod. 1COCV00
Colonna in ceramica.
Ceramic pedestal.
Colonne.

196,00 66x30 14 9 15 27

CANOVA ROYAL 60

cod. 160ACV00
Installazione ad appoggio o semincasso.
It can be installed lay-on or semi-fitted.
Vasque à poser ou semi-encastree.

391,00 60x40 16 18 21 30





SOTTOPIANO 55

cod. 1SOCN00
Installazione sottopiano con troppopieno.
Fissaggio cod. 5FILS00 non incluso.
Undercounter rectangular washbasin with overflow.
Fixings cod. 5FILS00 not included.
Installation sous plan avec trop plein.
Fixations cod. 5FILS00 non inclus.

euro cm kg pallet Italia pallet Euro pallet Export

218,00 55x38 10 16 21 32

7,00



SOTTOPIANO 50

cod. 1S50CN00
Installazione sottopiano con troppopieno.
Fissaggio cod. 5FILS00 non incluso.
Undercounter rectangular washbasin with overflow.
Fixings cod. 5FILS00 not included.
Installation sous plan avec trop plein.
Fixations cod. 5FILS00 non inclus.

202,00 50x35 8 16 21 32

7,00



SOTTOPIANO 57

cod. 1SONN00
Installazione sottopiano con troppopieno.
Fissaggio cod. 5FISN00 non incluso.
Undercounter elliptic washbasin with overflow.
Fixings cod. 5FISN00 not included.
Installation sous plan avec trop plein.
Fixations cod. 5FISN00 non inclus.

170,00 57x42 10 16 21 32

7,00



SOTTOPIANO 52

cod. 1SO5200
Installazione sottopiano con troppopieno.
Fissaggio cod. 5FISN00 non incluso.
Undercounter elliptic washbasin with overflow.
Fixings cod. 5FISN00 not included.
Installation sous plan avec trop plein.
Fixations cod. 5FISN00 non inclus.

206,00 52x42 8 24 21 48

7,00



SOTTOPIANO 40

cod. 1SO4000
Installazione sottopiano con troppopieno.
Fissaggio cod. 5FILS00 non incluso.
Undercounter rounded washbasin with overflow.
Fixings cod. 5FILS00 not included.
Installation sous plan avec trop plein.
Fixations cod. 5FILS00 non inclus.

196,00 ø40 6 24 21 48

7,00

Nb. I lavabi sottopiano sono forniti senza logo Canova Royal.
Nb. Undercounter washbasin are supplied without Canova Royal logo.
Nb. Les lavabos sous le comptoir sont livrés sans logo Canova Royal.

**CANOVA ROYAL 55 BIDET SOSPEO**

cod. 1BSCRN00 ○
Bidet sospeso monoforo. Fissaggio non incluso.
Wall-hung single-hole bidet. Fixing not included.
Bidet suspendu, percé un trou. Fixations non inclus.

euro cm kg pallet Italia pallet Euro pallet Export

424,00 55x36 15 18 20 25

CANOVA ROYAL 55 WC SOSPEO

cod. 1VSCRN00
Wc sospeso 4,5 lt. Fissaggio non incluso.
Wall-hung WC 4,5 lt flush. Fixing not included.
Wc suspendu 4,5 lt. Fixations non incluses.

424,00 55x36 19 18 20 25




cod. 5SSST00
Sedile in resina inalterabile.
Seat-cover made of unalterable resin.
Abbattant en résine inaltérable.

108,00 3 120 96 144



cod. 5SSSTF00
Sedile soft-close in resina inalterabile.
Soft-close Seat-cover made of unalterable resin.
Abbattant soft-close en résine inaltérable.

144,00 3 120 96 144



cod. 5SSSTFNE
Sedile soft-close in resina inalterabile.
Soft-close Seat-cover made of unalterable resin.
Abbattant soft-close en résine inaltérable.

155,00 3 120 96 144



cod. 5KFST00
Kit fissaggio dal basso.
Kit for bottom-side fixing.
Kit de fixations.

28,00



cod. 5STSO00
Staffe a "L" componibili per WC o bidet sospeso complete di kit fissaggio.
"L" shaped sectional brackets for wall-hung WC or bidet with fixing set.
Kit de fixations avec support mural en "L".

41,00 60x20 3 90 90



cod. 5PRSO00
Protezione insonorizzante per wc o bidet sospeso.
Soundproofing protection for wall-hung wc and bidet.
Protection acoustique pour wc ou bidet suspendu.

14,00 1



CANOVA ROYAL 53 BIDET

cod. 1BICR00 ○ ○ ○
Bidet monoforo predisposto triforo.
Fissaggio cod. Z508788 non incluso.
Floorstanding bidet, one or three tapholes.
Fixings cod. Z508788 not included.
Bidet mono trou, pré-percé trois trous.
Fixations cod.Z508788 non inclus.

Nb. Senza logo Canova Royal.
Nb. No-logo Canova Royal.
Nb. sans logo Canova Royal.



CANOVA ROYAL 53 WC

cod. 1VPCR00
Wc scarico a parete trasformabile a terra tramite curva tecnica non a corredo. 4,5 lt.
Fissaggio cod. Z508788 non incluso.
Horizontal outlet wc convertible to floor outlet with a pipe elbow, not included. 4,5 lt. Fixings cod. Z508788 not included.
Wc seule sortie horizontale. 4,5 lt.
Fixation cod. Z508788 non inclus.



cod. 5CUIG00
Curva di raccordo per scarico a pavimento.
Connection elbow for floor outlet pipe.
Pipe de raccordement sortie verticale.



cod. 5SSST00
Sedile in resina inalterabile.
Seat-cover made of unalterable resin.
Abbattant en résine inaltérable.



cod. 5SSSTF00
Sedile soft-close in resina inalterabile.
Soft-close Seat-cover made of unalterable resin.
Abbattant soft-close en résine inaltérable.



cod. 5SSSTFNE
Sedile soft-close in resina inalterabile.
Soft-close Seat-cover made of unalterable resin.
Abbattant soft-close en résine inaltérable.

| | euro | cm | kg | pallet Italia | Euro pallet | pallet Export |
|---|-----------------|-------|----|---------------|-------------|---------------|
| cod. 1BICR00 ○ ○ ○ Bidet monoforo predisposto triforo. Fissaggio cod. Z508788 non incluso. <i>Floorstanding bidet, one or three tapholes.</i> <i>Fixings cod. Z508788 not included.</i> <i>Bidet mono trou, pré-percé trois trous.</i> <i>Fixations cod.Z508788 non inclus.</i> | 424,00 11,00 | 53x36 | 21 | 18 | 16 | 20 |
| cod. 1VPCR00 Wc scarico a parete trasformabile a terra tramite curva tecnica non a corredo. 4,5 lt. Fissaggio cod. Z508788 non incluso. <i>Horizontal outlet wc convertible to floor outlet with a pipe elbow, not included. 4,5 lt. Fixings cod. Z508788 not included.</i> <i>Wc seule sortie horizontale. 4,5 lt.</i> <i>Fixation cod. Z508788 non inclus.</i> | 424,00 11,00 | 53x36 | 24 | 18 | 16 | 20 |
| cod. 5CUIG00 Curva di raccordo per scarico a pavimento. <i>Connection elbow for floor outlet pipe.</i> <i>Pipe de raccordement sortie verticale.</i> | 24,00 | | | | | |
| cod. 5SSST00 Sedile in resina inalterabile. <i>Seat-cover made of unalterable resin.</i> <i>Abbattant en résine inaltérable.</i> | 108,00 | | 3 | 120 | 96 | 144 |
| cod. 5SSSTF00 Sedile soft-close in resina inalterabile. <i>Soft-close Seat-cover made of unalterable resin.</i> <i>Abbattant soft-close en résine inaltérable.</i> | 144,00 | | 3 | 120 | 96 | 144 |
| cod. 5SSSTFNE Sedile soft-close in resina inalterabile. <i>Soft-close Seat-cover made of unalterable resin.</i> <i>Abbattant soft-close en résine inaltérable.</i> | 155,00 | | 3 | 120 | 96 | 144 |

**CANOVA ROYAL 53 BIDET**

cod. 1BICV00 ○○○
Bidet monoforo predisposto triforo.
Fissaggio cod. Z508788 non incluso.
Floorstanding bidet, one or three tapholes.
Fixing cod. Z508788 not included.
Bidet mono trou, pré-percé trois trous.
Fixations cod.Z508788 non inclus.

Nb. Senza logo Canova Royal.

Nb. No-logo Canova Royal.

Nb. sans logo Canova Royal.

euro cm kg pallet Italia pallet Euro pallet Export

308,00 53x36 17 18 16 20

11,00

CANOVA ROYAL 53 WC

cod. 1VACV00
Wc scarico terra 4,5 lt.
Fissaggio cod. Z508788 non incluso.
Floorstanding wc. 4,5 litres flush.
Fixing cod. Z508788 not included.
Wc vidange. 4,5 litres.
Fixations cod.Z508788 non inclus.

308,00 53x36 20 18 16 20

11,00



cod. 5SSST00
Sedile in resina inalterabile.
Seat-cover made of unalterable resin.
Abbattant en résine inaltérable.

108,00 3 120 96 200



cod. 5SSSTF00
Sedile soft-close in resina inalterabile.
Soft-close Seat-cover made of unalterable resin.
Abbattant soft-close en résine inaltérable.

144,00 3 120 96 200



cod. 5SSSTFNE
Sedile soft-close in resina inalterabile.
Soft-close Seat-cover made of unalterable resin.
Abbattant soft-close en résine inaltérable.

155,00 3 120 96 200



cod. 1CACV00
Cassetta in ceramica ad alta posizione.
Ceramic high-level cistern.
Réservoir en céramique pour position haute.

301,00 50x40 11 30 60

cod. 1CZCV00
Cassetta in ceramica a media posizione.
Ceramic low-level cistern.
Réservoir en céramique pour position mi-hauteur.

301,00 50x40 11 30 60



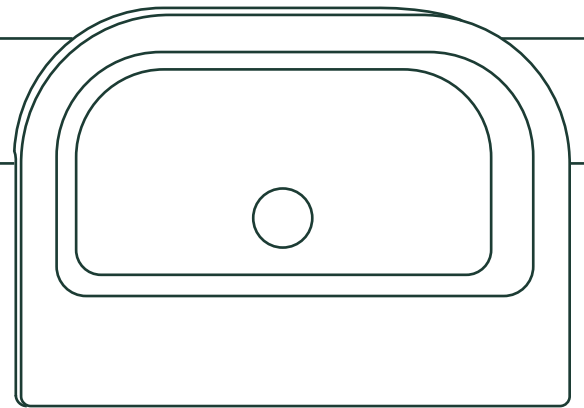
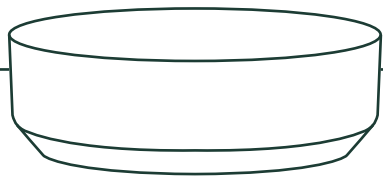
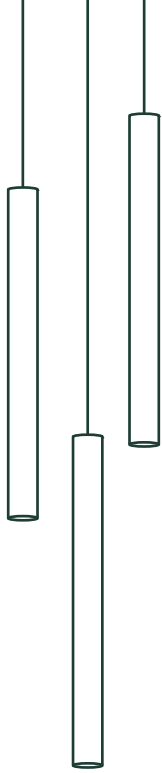
cod. 5KCACV00
Kit per cassetta alta. Meccanismo di scarico con catenella completo di tubo di raccordo in ottone cromato.
Flushing system with chain and chrome-brass fitting pipe for high-level ceramic cistern.
Kit complet d'évacuation pour réservoir haut (tube de raccordement en laiton chromé).

546,00



cod. 5KCZCV00 - Cromo | Chrome | Verchromt
 cod. 5KCZCVDO - Oro | Gold | Goldfarben
KIT per cassetta media posizione. Meccanismo di scarico dual-flush (4,5-3 lt) completo di tubo di raccordo.
Dual-flush (4,5-3 lt) flushing system with fitting pipe for low-level ceramic cistern.
Kit complet d'évacuation pour réservoir mi-hauteur, mécanisme 3lt - 4,5lt.

330,00
 479,00



Creatività senza limiti

Limitless creativity

Créativité sans limites

LAVABI D'ARREDO

Design washbasins | Lavabos d'ameublement

LAVABI D'ARREDO

Vanity basins
Lavabos d'ameublement

APPOGGIO/SEMINCASSO

Sit on/Semi-fitted
Appui/Semi-encastrée

65x42 cod.165GRLX00



NEW
50x38 cod.150AGRLX00



NEW
60x37 cod.16037VE00



60x38 cod.160AGR00



60x40 cod.160GRLX00



40x40 cod.140AGRLX00



NEW
50x37 cod.15037VEN00



50x38 cod.150AGR00



42x42 cod.142GRLX00



70x37 cod.170ASF00



48 cod.148AGR00



NEW
75x40 cod.175AGRLX00



55x35 cod.155ASF00



42 cod.142AGR00



65x40 cod.165AGRLX00



45 cod.145ASF00



NEW
50x25 cod.15025VE00



60x38 cod.160AGRLX00



35 cod.135ASF00



NEW
40x23 cod.14023VE00



INCASSO

Fitted
Encastré

70x42 cod.170VLN00



83x48 cod.183IM00



60x42 cod.160VLN00



58x45 cod.158ST00



42 cod.142VLN00



60x45 cod.160IN00



75x45 cod.175AIM00



61x51 cod.110IN00



57x47 cod.11NZE00



SOTTOPIANO

Under counter
Sous-plan

55x38 cod.150CN00



50x35 cod.1550CN00



57x42 cod.150NN00



52x42 cod.1505200



40 cod.1504000



SEMINCASSO

Semi-fitted
Semi-encastrée

65x46 cod.11SZE00



55x47 cod.11SVP00





ZEROTONDO 65

cod. 1LSZE00 ○○○
Installazione semincasso. Fissaggio incluso.
Suitable for semi inset installation. Fixing included.
Installation semi-encastée. Fixations inclus.

euro cm kg pallet Italia Euro pallet Export

324,00 65x46 20 12 21 20



INCASSO 60

cod. 160IN00 ○
Installazione appoggio o incasso.
Suitable for sit-on or inset.
Installation à poser ou encastrée.

340,00 60x45 10 12 18 20



INCASSO 61

cod. 1JOIN00 ○○○
Installazione incasso.
Suitable for inset.
Installation encastrée.

263,00 61x51 11 12 18 20



INCASSO 57

cod. 1INZE00 ○○○
Installazione incasso.
Suitable for inset.
Installation encastrée.

237,00 57x47 9 16 21 32

**SOTTOPIANO 55**

cod. 1SOCN00
Installazione sottopiano con troppopieno.
Fissaggio cod. 5FILS00 non incluso.
Undercounter rectangular washbasin with overflow.
Fixings cod. 5FILS00 not included.
Installation sous plan avec trop plein.
Fixations cod. 5FILS00 non inclus.

euro cm kg pallet Italia pallet Export

218,00 55x38 10 16 21 32

7,00

**SOTTOPIANO 50**

cod. 1S50CN00
Installazione sottopiano con troppopieno.
Fissaggio cod. 5FILS00 non incluso.
Undercounter rectangular washbasin with overflow.
Fixings cod. 5FILS00 not included.
Installation sous plan avec trop plein.
Fixations cod. 5FILS00 non inclus.

202,00 50x35 8 16 21 32

7,00

**SOTTOPIANO 57**

cod. 1SONN00
Installazione sottopiano con troppopieno.
Fissaggio cod. 5FISN00 non incluso.
Undercounter elliptic washbasin with overflow.
Fixings cod. 5FISN00 not included.
Installation sous plan avec trop plein.
Fixations cod. 5FISN00 non inclus.

170,00 57x42 10 16 21 32

7,00

**SOTTOPIANO 52**

cod. 1SO5200
Installazione sottopiano con troppopieno.
Fissaggio cod. 5FISN00 non incluso.
Undercounter elliptic washbasin with overflow.
Fixings cod. 5FISN00 not included.
Installation sous plan avec trop plein.
Fixations cod. 5FISN00 non inclus.

206,00 52x42 8 24 21 48


7,00

**SOTTOPIANO 40**

cod. 1SO4000
Installazione sottopiano con troppopieno.
Fissaggio cod. 5FILS00 non incluso.
Undercounter rounded washbasin with overflow.
Fixings cod. 5FILS00 not included.
Installation sous plan avec trop plein.
Fixations cod. 5FILS00 non inclus.

196,00 ø40 6 24 21 48

7,00



L'intelligenza nella semplicità
Intelligence of the simplicity
L'intelligence dans la simplicité

PIATTI DOCCIA

Shower trays | Receveurs de douche

PIATTI DOCCIA

Shower trays
Receveurs de douche

VERSO H6

120x80 cod.180120H600



120x70 cod.170120H600



90x90 cod.19090H600



100x80 cod.180100H600



100x70 cod.170100H600



80x80 cod.18080H600



90x72 cod.17290H600



90x90 cod.19090AH600



80x80 cod.18080AH600



BASE

120x80 cod.18012000



90x90 cod.1909000



90x90 cod.19090A00



100x80 cod.18010000



80x80 cod.1808000



80x80 cod.18080A00



120x70 cod.17012000



75x75 cod.1757500



90x70 cod.17090D00



100x72 cod.172100N00



70x70 cod.1707000



90x70 cod.17090S00



90x72 cod.17290N00



85x70 cod.1708500





VERSO 120x80 h.6

cod. 180120H600
Installazione ad appoggio o filo pavimento.
Piano con speciale decoro antiscivolo a rilievo.
Installation at floor level or laid on.
Surface with special embossed anti-slip finish.
Installation à poser ou encastrer avec décor anti-dérapant en relief. Bonde non inclus.

euro cm kg pallet Italia pallet Euro pallet Export

330,00 80x120 40 14 14



VERSO 120x70 h.6

cod. 170120H600
Installazione ad appoggio o filo pavimento.
Piano con speciale decoro antiscivolo a rilievo.
Installation at floor level or laid on.
Surface with special embossed anti-slip finish.
Installation à poser ou encastrer avec décor anti-dérapant en relief. Bonde non inclus.

300,00 70x120 38 14 14



VERSO 100x80 h.6

cod. 180100H600
Installazione ad appoggio o filo pavimento.
Piano con speciale decoro antiscivolo a rilievo.
Installation at floor level or laid on.
Surface with special embossed anti-slip finish.
Installation à poser ou encastrer avec décor anti-dérapant en relief. Bonde non inclus.

280,00 80x100 33 16 16



VERSO 100x70 h.6

cod. 170100H600
Installazione ad appoggio o filo pavimento.
Piano con speciale decoro antiscivolo a rilievo.
Installation at floor level or laid on.
Surface with special embossed anti-slip finish.
Installation à poser ou encastrer avec décor anti-dérapant en relief. Bonde non inclus.

250,00 70x100 31 16 16



VERSO 90R h.6

cod. 17290H600
Installazione ad appoggio o filo pavimento.
Piano con speciale decoro antiscivolo a rilievo.
Installation at floor level or laid on.
Surface with special embossed anti-slip finish.
Installation à poser ou encastrer avec décor anti-dérapant en relief. Bonde non inclus.

235,00 72x90 33 17 17



PILETTA Ø90

cod. AD41051
Piletta sifonata INGOMBRO RIDOTTO finitura cromo.
Siphoned SPACE-SAVING chrome waste.
Bonde siphonnée ENCOMBREMENT RÉDUIT finition chrome.

52,00



PILETTA Ø90

cod. AC5010N
Piletta sifonata finitura cromo.
Siphoned chrome drain.
Bonde d'évacuation horizontale chromée.

41,00

| | | euro | cm | kg | pallet Italia | Euro pallet | pallet Export |
|---|--|--------|-------|----|---------------|-------------|---------------|
|  | VERSO 90 h.6 cod. 19090H600 Installazione ad appoggio o filo pavimento. Piano con speciale decoro antiscivolo a rilievo. <i>Installation at floor level or laid on.</i> <i>Surface with special embossed anti-slip finish.</i> <i>Installation à poser ou encastrer avec décor anti-dérapant en relief. Bonde non inclus.</i> | 260,00 | 90x90 | 40 | 17 | | 17 |
|  | VERSO 80 h.6 cod. 18080H600 Installazione ad appoggio o filo pavimento. Piano con speciale decoro antiscivolo a rilievo. <i>Installation at floor level or laid on.</i> <i>Surface with special embossed anti-slip finish.</i> <i>Installation à poser ou encastrer avec décor anti-dérapant en relief. Bonde non inclus.</i> | 220,00 | 80x80 | 36 | 19 | | 19 |
|  | VERSO 90A h.6 cod. 19090AH600 Installazione ad appoggio o filo pavimento. Piano con speciale decoro antiscivolo a rilievo. <i>Installation at floor level or laid on.</i> <i>Surface with special embossed anti-slip finish.</i> <i>Installation à poser ou encastrer avec décor anti-dérapant en relief. Bonde non inclus.</i> | 265,00 | 90x90 | 36 | 17 | | 17 |
|  | VERSO 80A h.6 cod. 18080AH600 Installazione ad appoggio o filo pavimento. Piano con speciale decoro antiscivolo a rilievo. <i>Installation at floor level or laid on.</i> <i>Surface with special embossed anti-slip finish.</i> <i>Installation à poser ou encastrer avec décor anti-dérapant en relief. Bonde non inclus.</i> | 230,00 | 80x80 | 32 | 19 | | 19 |
|  | PILETTA Ø90 cod. AD41051 Piletta sifonata INGOMBRO RIDOTTO finitura cromo. <i>Siphoned SPACE-SAVING chrome waste.</i> <i>Bonde siphonnée ENCOMBREMENT RÉDUIT finition chrome.'</i> | 52,00 | | | | | |
|  | PILETTA Ø90 cod. AC5010N Piletta sifonata finitura cromo. <i>Siphoned chrome drain.</i> <i>Bonde d'évacuation horizontale chromée.</i> | 41,00 | | | | | |



BASE 100x80

cod. 18010000
Installazione ad appoggio, con decoro a rilievo antiscivolo.
Smaltato su tre lati.
Laid on installation. With embossed anti-slip finish.
3 glazed sides.
Receveur de docuhe rectangulaire à poser, avec décor anti-dérapant, émaillé sur trois côtés.

euro cm kg pallet Italia pallet Euro pallet Export

245,00 100x80 37 9 9



BASE 100x72

cod. 172100N00
Installazione ad appoggio, con decoro a rilievo antiscivolo.
Smaltato su tre lati.
Laid on installation. With embossed anti-slip finish.
3 glazed sides.
Receveur de docuhe rectangulaire à poser, avec décor anti-dérapant, émaillé sur trois côtés.

227,00 100x72 33 9 9



BASE 90x72

cod. 17290N00
Installazione ad appoggio, con decoro a rilievo antiscivolo.
Smaltato su tre lati.
Laid on installation. With embossed anti-slip finish.
3 glazed sides.
Receveur de docuhe rectangulaire à poser, avec décor anti-dérapant, émaillé sur trois côtés.

135,00 90x72 32 10 10



PILETTA Ø90

cod. AD41051
Piletta sifonata INGOMBRO RIDOTTO finitura cromo.
*Siphoned SPACE-**SAVING** chrome waste.*
Bonde siphonnée ENCOMBREMENT RÉDUIT finition chrome.

52,00



PILETTA Ø90

cod. AC5010N
Piletta sifonata finitura cromo
Siphoned chrome drain
Bonde d'évacuation horizontale chromée.

41,00

**BASE 120x80**

cod. 18012000
 Installazione ad appoggio, con decoro a rilievo antiscivolo.
 Smaltato su tre lati.
*Laid on installation. With embossed anti-slip finish.
 3 glazed sides.
 Receveur de docuhe rectangulaire à poser, avec décor
 anti-dérapant, émaillé sur trois côtés.*

euro cm kg pallet Italia pallet Euro pallet Export

283,00 120x80 41 8 8

**BASE 120x70**

cod. 17012000
 Installazione ad appoggio, con decoro a rilievo antiscivolo.
 Smaltato su tre lati.
*Laid on installation. With embossed anti-slip finish.
 3 glazed sides.
 Receveur de docuhe rectangulaire à poser, avec décor
 anti-dérapant, émaillé sur trois côtés.*

262,00 120x70 37 8 8

**BASE 85x70**

cod. 1708500
 Installazione ad appoggio, con decoro a rilievo antiscivolo.
 Smaltato su tre lati.
*Laid on installation. With embossed anti-slip finish.
 3 glazed sides.
 Receveur de docuhe rectangulaire à poser, avec décor
 anti-dérapant, émaillé sur trois côtés.*

160,00 85x70 30 10 10

**PILETTA Ø60**

cod. 5PIPD00
 Piletta sifonata cromo.
 Chrome siphoned drain.
Bonde d'évacuation horizontale chromée.

34,00



BASE 90x90

cod. 1909000
Installazione ad appoggio, smaltato su tre lati e con speciale decoro antiscivolo a rilievo.
Laid on installation. With 3 glazed sides and embossed anti-slip finish.
Receveur de douche, à poser, émaillé sur trois côtés, décor anti-dérapant.

euro cm kg pallet Italia pallet Export

170,00 90x90 34 9 9



BASE 80x80

cod. 1808000
Installazione ad appoggio, smaltato su tre lati e con speciale decoro antiscivolo a rilievo.
Laid on installation. With 3 glazed sides and embossed anti-slip finish.
Receveur de douche, à poser, émaillé sur trois côtés, décor anti-dérapant.

127,00 80x80 30 11 11



BASE 75x75

cod. 1757500
Installazione ad appoggio, smaltato su tre lati e con speciale decoro antiscivolo a rilievo.
Laid on installation. With 3 glazed sides and embossed anti-slip finish.
Receveur de douche, à poser, émaillé sur trois côtés, décor anti-dérapant.

105,00 75x75 27 13 13



BASE 70x70

cod. 1707000
Installazione ad appoggio, smaltato su tre lati e con speciale decoro antiscivolo a rilievo.
Laid on installation. With 3 glazed sides and embossed anti-slip finish.
Receveur de douche, à poser, émaillé sur trois côtés, décor anti-dérapant.

99,00 70x70 25 13 13



PILETTA Ø60

cod. 5PIPD00
Piletta sifonata cromo.
Chrome siphoned drain.
Bonde d'évacuation horizontale chromée.

34,00

**BASE 90x90**

cod. 19090A00

Installazione ad appoggio, con due lati non smaltati e con speciale decoro antiscivolo a rilievo.

Laid on installation. With 2 unglazed sides and embossed antislip finish.

Receveur de douche rectangulaire, à poser, émaillé deux côtés, décor anti-dérapant

euro

cm

kg

pallet Euro pallet

Italia

pallet

Export

9

200,00

90x90

34

BASE 80x80

cod. 18080A00

Installazione ad appoggio, con due lati non smaltati e con speciale decoro antiscivolo a rilievo.

Laid on installation. With 2 unglazed sides and embossed antislip finish.

Receveur de douche rectangulaire, à poser, émaillé deux côtés, décor anti-dérapant



155,00

80x80

30

11

11

BASE 90x70 SX

cod. 17090S00

Installabile ad appoggio, smaltato su tre lati e con speciale decoro antiscivolo a rilievo.

Laid on installation. With 3 glazed sides and embossed anti-slip finish.

Receveur de douche, à poser, émaillé sur trois côtés, décor anti-dérapant.



227,00

90x70

28

10

10

BASE 90x70 DX

cod. 17090D00

Installabile ad appoggio, smaltato su tre lati e con speciale decoro antiscivolo a rilievo.

Laid on installation. With 3 glazed sides and embossed anti-slip finish.

Receveur de douche, à poser, émaillé sur trois côtés, décor anti-dérapant.



227,00

90x70

28

10

10

PILETTA Ø60

cod. 5PIPD00

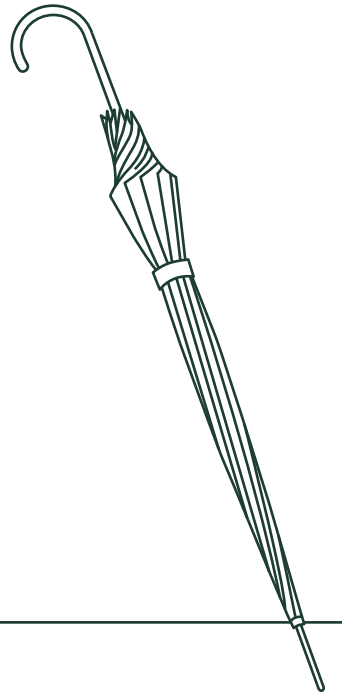

Piletta sifonata cromo.

Chrome siphoned drain.

Bonde d'évacuation horizontale chromée.



34,00



Funzionalità e compattezza
Functionality and compact size
Fonctionnalité et compacité

ORINATOI

Urinal | Urinoir



ORINATOIO BIG BOY

cod. 1BIGBOY00
Orinatoio con fori diaframmati per il fissaggio del coperchio. Fissaggio incluso.
Urinal with pre-punched holes to fix the lid.
Fixing set included.
Urinoir percé pour recevoir un abattant.
Fixations inclus.

cod. 5COSTF00
Coperchio soft-close per orinatoio.
Cover Soft-close for urinal.
Abattant fermeture ralentie pour urinoir.

cod. 5RAOR00
Raccordo di entrata da 1/2".
Inlet pipe of 1/2".
Raccords en 1/2".

cod. 5SIOR00
Sifone con uscita orizzontale ø50.
Trap with horizontal outlet ø50.
Siphon sortie horizontale ø50.

| euro | cm | kg | pallet Italia | Euro pallet | pallet Export |
|--------|-------|----|---------------|-------------|---------------|
| 448,00 | 31x39 | 11 | 12 | 18 | 27 |
| 124,00 | | 1 | | 240 | |
| 57,00 | | | | | |
| 26,00 | | | | | |



ORINATOIO BOY

cod. 1BOY00
Orinatoio. Fissaggio incluso.
Urinal. Fixing set included.
Urinoir. Fixations inclus.

cod. 5RAOR00
Raccordo di entrata da 1/2".
Inlet pipe of 1/2".
Raccords en 1/2".

cod. 5SIOR00
Sifone con uscita orizzontale ø50.
Trap with horizontal outlet ø50.
Siphon sortie horizontale ø50.

| euro | cm | kg | pallet Italia | Euro pallet | pallet Export |
|------|----|----|---------------|-------------|---------------|
|------|----|----|---------------|-------------|---------------|

| | | | | | |
|--------|-------|----|----|----|----|
| 448,00 | 25x36 | 10 | 12 | 18 | 27 |
| 57,00 | | | | | |
| 26,00 | | | | | |

ORINATOI

Eleganza e funzionalità nel complemento
Accessory's elegance and functionality
Élégance et fonctionnalité dans le complément

ACCESSORI

Fittings | Accessories

| | | euro | cm | kg | pallet Italia | Euro pallet | pallet Export |
|---|--|--------|--------|----|---------------|-------------|---------------|
|  | cod. Z01005 Piletta antibatterica in acciaio inox per lavabi con troppopieno. <i>Anti-bacterial stainless steel basin waste for washbasins with overflow.</i> | 103,00 | | | | | |
| PILETTA IN CERAMICA | | | | | | | |
|  | Piletta in ceramica a scatto per lavabi con troppopieno. <i>Ceramic push-button basin waste for washbasins with overflow.</i> <i>Bonde en céramique avec mouvement à déclenchement pour lavabos avec trop-plein.</i> | | | | | | |
| | cod. 5PCBSC00 <i>Bianca/ White/Blanc</i> | 53,00 | 1" 1/4 | | | | |
| | cod. 5PCNSC00 <i>Nera/ Black/Noir</i> | 67,00 | 1" 1/4 | | | | |
| PILETTA IN CERAMICA | | | | | | | |
|  | Piletta in ceramica per lavabi senza troppopieno. <i>Ceramic basin waste for washbasins without overflow.</i> <i>Bonde en céramique pour lavabos sans trop-plein.</i> | | | | | | |
| | cod. 5PCBSL00 <i>Bianca/ White/Blanc</i> | 41,00 | 1" 1/4 | | | | |
| | cod. 5PCNSL00 <i>Nera/ Black/Noir</i> | 57,00 | 1" 1/4 | | | | |
| PILETTA PIATTA | | | | | | | |
|  | cod. 5PCSC00 Piletta piatta in ottone con movimento a scatto per lavabi con troppopieno. <i>Flat brass drain with snap-motion for washbasins with overflow.</i> <i>Bonde plate pour lavabo ou vasque avec trop plein.</i> | 53,00 | 1" 1/4 | | | | |
|  | cod. 5PCSL00 Piletta piatta in ottone per lavabi senza troppopieno. <i>Flat brass drain for washbasins without overflow.</i> <i>Bonde plate pour lavabo ou vasque sans trop plein.</i> | 72,00 | 1" 1/4 | | | | |
| PILETTA | | | | | | | |
|  | cod. 5PISC00 Piletta in ottone con movimento a scatto per lavabi con troppopieno. <i>Brass drain with snap-motion to be used in washbasins with overflow.</i> <i>Bonde pour lavabo ou vasque avec trop plein.</i> | 53,00 | 1" 1/4 | | | | |
|  | cod. 5PIHA00 Piletta in ottone per lavabi senza troppopieno. <i>Brass drain for washbasins without overflow.</i> <i>Bonde pour lavabo ou vasque sans trop plein.</i> | 41,00 | 1" 1/4 | | | | |

| | euro | cm | kg | pallet Italia | Euro pallet | pallet Export |
|--|--------|-------------|----|---------------|-------------|---------------|
|  <p>PILETTA PER PIATTI DOCCIA Ø90</p> <p>cod. AD41051 Piletta sifonata INGOMBRO RIDOTTO finitura cromo. <i>Siphoned SPACE-SAVING chrome waste.</i> <i>Bonde siphonnée ENCOMBREMENT RÉDUIT finition chrome.</i></p> | 52,00 | | | | | |
|  <p>PILETTA PER PIATTI DOCCIA Ø90</p> <p>cod. AC5010N Piletta sifonata finitura cromo per piatti doccia Ø90. <i>Siphoned chrome drain for shower trays Ø90.</i> <i>Bonde sortie horizontale pour Ø90.</i></p> | 41,00 | | | | | |
|  <p>PILETTA PER PIATTI DOCCIA Ø60</p> <p>cod. 5PIPD00 Piletta sifonata per piatti doccia Ø60. <i>Siphoned drain for shower trays Ø60.</i> <i>Bonde soryie horizontale pour receveur de douche Ø60.</i></p> | 34,00 | | | | | |
| <p>SIFONE</p>  <p>cod. 5SISFEO0 Sifone sferico in ottone cromato. <i>Round bottom chrome brass trap.</i> <i>Siphon en laiton chromé à fond rond.</i></p> | 147,00 | 1"1/4 - 32 | 1 | | | |
| <p>SIFONE</p>  <p>cod. 5SIFL00 Sifone tondo in ottone cromato. <i>Round chrome-brass p-trap.</i> <i>Siphon en laiton chrome rond.</i></p> | 147,00 | 1"1/4 - 32 | 1 | | | |
| <p>COPRISIFONE</p>  <p>cod. 5COSI00 Coprifisone ottone cromato. <i>P-trap cover in chrome brass.</i> <i>Cache siphon en laiton chrome.</i></p> | 109,00 | 12x11x h.25 | 1 | | | |
| <p>CASSETTA</p>  <p>cod. 1CAPO00 Cassetta alta universale. <i>High level universal cistern.</i> <i>Reservoir universel haut.</i></p> | 74,00 | 22x42 | 10 | | | |
| <p>BORCHIA TROPPOPIENO</p>  <p>cod. Z509343 Borchia troppopieno <i>Overflow ring</i> <i>Enjoliveur de trop plein.</i></p> | 7,00 | | | | | |

SET RICAMBI PER NUOVI SEDILI TAKE OFF



SPARE PARTS KIT FOR NEW TAKE-OFF TOILET SEATS

KIT DE PIÈCES DE RECHANGE POUR LES NOUVEAUX ABATTANTS À DÉCROCHAGE RAPIDE

SET CERNIERE +

SET GOMMINI PARACOLPI

euro

| | |
|--|-------|
| cod. CERSZ Ricambio per sedile 5SCST000 - 5SCSTBM Set for seat 5SCST000 - 5SCSTBM Kit de charnières. | 41,00 |
| cod. CERNL Ricambio per sedile 5V57ST000 Set for seat 5V57ST000 Kit de charnières. | 41,00 |
| cod. CRSZF Ricambio per sedile 5SCSTF000 Set for seat 5SCSTF000 Kit de charnières. | 62,00 |
| cod. CRNLF Ricambio per sedile 5V57STF000 Set for seat 5V57STF000 Kit de charnières. | 62,00 |
| cod. CRV45STP Ricambio per sedile 545STP00 Set for seat 545STP00 Kit de charnières. | 62,00 |
| cod. CRPRF Ricambio per sedile 5PRSTP000 Set for seat 5PRSTP000 Kit de charnières. | 62,00 |
| cod. CRSZPL Ricambio per sedile 5SCSTP000 - 5SCSTPBM - 5SCSTPVS - 5SCSTPAS - 5SCSTPGS Set for seat 5SCSTP000 - 5SCSTPBM - 5SCSTPVS - 5SCSTPAS - 5SCSTPGS Kit de charnières. | 62,00 |
| cod. CRSZPLN Ricambio per sedile 5SCSTPNNE Set for seat 5SCSTPNNE Kit de charnières. | 62,00 |
| cod. CRBBN Ricambio per sedile 5COSTF00 Set for seat 5COSTF00 Kit de charnières. | 62,00 |

euro

| | |
|---|-------|
| cod. CRFR Ricambio per sedile 5LIFRF00 Set for seat 5LIFRF00 Kit de charnières. | 62,00 |
| cod. CERNLV5 Ricambio per sedile 5NLV5ST00 Set for seat 5NLV5ST00 Kit de charnières. | 41,00 |
| cod. CRNLV5F Ricambio per sedile 5NLV5STF00 Set for seat 5NLV5STF00 Kit de charnières. | 62,00 |
| cod. CERZECOF Ricambio per sedile 5ZECOF00 Set for seat 5ZECOF00 Kit de charnières. | 62,00 |

SET GOMMINI PARACOLPI

euro

| | |
|---|-------|
| cod. SETPARASZ Set gommini paracolpi di ricambio per sedile 5SCST000 - 5SCSTF000 Spare of rubber bumpers set for seats 5SCST000 - 5SCSTF000 Kit amortisseurs. | 21,00 |
| cod. SETPARANL Set gommini paracolpi di ricambio per sedile 5V57STF000 Spare of rubber bumpers set for seats 5V57STF000 Kit amortisseurs. | 21,00 |
| cod. SETPARAPR Set gommini paracolpi di ricambio per sedile 5PRSTP000 - 5SCSTP000 - 5SCSTPBM - 5V45STP00 - 5SCSTPVS - 5SCSTPAS - 5SCSTPGS Spare of rubber bumpers set for seat 5PRSTP000 - 5SCSTP000 - 5SCSTPBM - 5V45STP00 - 5SCSTPVS - 5SCSTPAS - 5SCSTPGS Kit amortisseurs. | 21,00 |
| cod. SETPARAPLN Set gommini paracolpi di ricambio per sedile 5SCSTPNNE Spare of rubber bumpers set for seats 5SCSTPNNE Kit amortisseurs. | 21,00 |
| cod. SETPARABB Set gommini paracolpi di ricambio per sedile 5COSTF00 Spare of rubber bumpers set for seats 5COSTF00 Kit amortisseurs. | 21,00 |
| cod. SETPARAFR Set gommini paracolpi di ricambio per sedile 5LIFRF00 - 5ZECOF00 - 5NLV5ST00 - 5NLV5STF00 Spare of rubber bumpers set for seats 5LIFRF00 - 5ZECOF00 - 5NLV5ST00 - 5NLV5STF00 Kit amortisseurs. | 21,00 |

SET RICAMBI PER SEDILI

SPARE PARTS KIT FOR TOILET SEATS

KIT DE PIÈCES DE RECHANGE POUR LES ABATTANTS

| SET CERNIERE | euro | SET GOMMINI PARACOLPI | euro |
|---|-------------|--|-------------|
| cod. CERCLST Set cerniere di ricambio per sedile 5HEST00 <i>Spare of hinges set for seat 5HEST00</i> <i>Kit de charnières.</i> | 23,00 | cod. SETPARAPL Set gommini paracolpi di ricambio per sedile 5ZSSTP00 <i>Spare of rubber bumpers set for seats 5ZSSTP00</i> <i>Kit amortisseurs.</i> | 6,00 |
| cod. CERSSST Set cerniere di ricambio per sedile 5SSST00 <i>Spare of hinges set for seat 5SSST00</i> <i>Kit de charnières.</i> | 44,00 | cod. SETPARASCVE Set gommini paracolpi di ricambio per sedile 5HEST00 <i>Spare of rubber bumpers set 5HEST00</i> <i>Kit amortisseurs.</i> | 6,00 |
| cod. CRPLUS Set cerniere di ricambio per sedile 5ZSSTP00 <i>Spare of hinges set for seat 5ZSSTP00</i> <i>Kit de charnières.</i> | 77,00 | cod. SETPARAVL Set gommini paracolpi di ricambio per sedile 5SSST00 - 5SSSTF00 <i>Spare of rubber bumpers set 5SSST00 - 5SSSTF00</i> <i>Kit amortisseurs.</i> | 6,00 |
| cod. CRSSSTF Set cerniere di ricambio per sedile 5SSSTF00 <i>Spare of hinges set for seat 5SSSTF00</i> <i>Kit de charnières.</i> | 77,00 | cod. SETPARAVLNE Set gommini paracolpi di ricambio per sedile 5SSSTFNE <i>Spare of rubber bumpers set for seats 5SSSTFNE</i> <i>Kit amortisseurs.</i> | 6,00 |
| cod. CRSSSTFNE Set cerniere di ricambio per sedile 5SSSTFNE <i>Spare of hinges set for seat 5SSSTFNE</i> <i>Kit de charnières.</i> | 77,00 | | |

PRODOTTI IN ELIMINAZIONE

PRODUCTS OUT OF PRODUCTION
 PRODUITS UN ÉLIMINATION



VERSO 120

cod. 112VN00 ○ ○ ○ ○ ○
Installazione sospesa o ad appoggio.
N°2 kit fissaggi cod. Z3443 non inclusi.
Suitable for wall-hung or sit on installation.
#2 fixing sets, code Z3443 not included.
Installation suspendue ou posée.
N°2 kit de fixation cod Z3443 non inclus.

euro cm kg pallet Italia Euro pallet Export

808,00 120x46 40 10 12 17

12,00

cod. 5P12VN00
Portasciugamani in ottone cromato.
Chrome-brass towel rail.
Porte serviette en laiton chromé.

180,00 114 2

VERSOTRENTASETTE 50



cod. 15037VE00
Installazione ad appoggio, semincasso o sottopiano.
Suitable for sit on, semifitted, under the countertop.
Installation à poser, semi-encastree ou sous plan.

393,00 50x37 12 24 36 48

VERSOTRENTASETTE 37



cod. 137VE00
Installazione ad appoggio, semincasso o sottopiano.
Suitable for sit on, semifitted, under the countertop.
Installation à poser, semi-encastree ou sous plan.

274,00 37x37 10 24 40 56

VERSOVENTICINQUE 50



cod. 125VN00 ○
Installazione sospesa su tre lati o ad appoggio.
Senza troppopieno. Fissaggio cod. Z3442 non incluso.
It can be installed wall-hung on the three sides or lay-on.
Without overflow. Fixing cod. Z3442 not included.
Installation suspendue possible sur deux côté.
Sans trop plein. Kit de fixation cod. Z3442 non inclus.

290,00 25x50 10 52 52 91

6,00



VERSOCOMFORT BIDET 58

cod. 1BIHE00 ○
Bidet monoforo.
Fissaggio cod. Z03447 non incluso.
Single-hole bidet.
Fixing cod. Z03447 not included.
Bidet percé un trou robinetterie.
Fixation cod. Z03447 non inclus.

euro cm kg pallet Italia Euro pallet Export

541,00 58x37 22 10 12 12

20,00




VERSOCOMFORT WC 58

cod. 1VAHE00
Wc 6 lt. scarico parete trasformabile a terra tramite curva tecnica non a corredo.
Fissaggio cod. Z03447 non incluso.
Wc outlet to wall commutable in outlet to floor by a pipe fitting, not included. 6 lt. Fixing cod. Z03447 not included.
Wc seule sortie horizontale. 6 lt.
Fixations cod. Z03447 non inclus.

541,00 58x37 24 10 12 12

20,00




SFERA 100

cod. 110SF00 ○○○
Installazione sospesa, semincasso o su mobile.
Fissaggio cod. Z3442 non incluso.
Suitable for wall-hung, semi inset or sit on installation on a dedicated cabinet. Fixing set cod. Z3442 not included.
Installation suspendue, semi-encastree ou à poser.
Fixation cod. Z3442 non inclus.

| euro | cm | kg | pallet Italia | Euro pallet | pallet Export |
|--------|--------|----|---------------|-------------|---------------|
| 659,00 | 100x48 | 25 | 10 | 11 | 19 |
| 6,00 | | | | | |

cod. 5P10SF00
Portasciugamani in alluminio cromato.
Towel-rail made in chrome aluminium.
Porte serviette en aluminium chromé.

SFERA 80



cod. 180SN00 ○○○
Installazione sospesa, semincasso o su mobile.
Fissaggio cod. Z3442 non incluso.
Suitable for wall-hung, semi inset or sit on installation on a dedicated cabinet. Fixing set cod. Z3442 not included.
Installation suspendue, semi-encastree ou à poser.
Fixation cod. Z3442 non inclus.

| | | | | | |
|--------|-------|----|----|----|----|
| 577,00 | 80x48 | 20 | 10 | 18 | 28 |
| 6,00 | | | | | |
| 165,00 | 62 | 1 | | | |

cod. 5P80SN00
Portasciugamani in alluminio cromato.
Towel-rail made in chrome aluminium.
Porte serviette en aluminium chromé.

SFERA 70



cod. 170C300 ○○○
Installazione sospesa, ad appoggio o su colonna.
Fissaggio cod. Z3442 non incluso.
It can be installed wall-hung, laid on a counter and on pedestal. Fixing set cod. Z3442 not included.
Installation suspendue, posée ou sur colonne.
Fixation cod. Z3442 non inclus.

| | | | | | |
|--------|-------|----|----|----|----|
| 350,00 | 70x45 | 18 | 12 | 18 | 20 |
| 6,00 | | | | | |
| 221,00 | 55 | 2 | | | |

cod. 5PA70C300
Portasciugamani in alluminio cromato.
Towel-rail made in chrome aluminium.
Porte serviette en aluminium chromé.

SFERA 60



cod. 160C300 ○○○
Installazione sospesa, ad appoggio o su colonna.
Fissaggio cod. Z3442 non incluso.
It can be installed wall-hung, laid on a counter and on pedestal. Fixing set cod. Z3442 not included.
Installation suspendue, posée ou sur colonne.
Fixation cod. Z3442 non inclus.

| | | | | | |
|--------|-------|----|----|----|----|
| 300,00 | 60x45 | 15 | 20 | 21 | 30 |
| 6,00 | | | | | |
| 221,00 | 44 | 1 | | | |

cod. 5P60C300
Portasciugamani in alluminio cromato.
Towel-rail made in chrome aluminium.
Porte serviette en aluminium chromé.



SFERA 65

cod. 165SF00 ○○○
Installazione sospesa, ad appoggio o su colonna.
Fissaggio cod. Z3442 non incluso.
It can be installed wall-hung, laid on a counter and on pedestal. Fixing set cod. Z3442 not included.
Installation suspendue, posée ou sur colonne.
Fixation cod. Z3442 non inclus.

euro cm kg pallet Italia pallet Euro pallet Export

210,00 65x48 21 14 21 20
 6,00

cod. 5P65SF00
Portasciugamani in alluminio cromato.
Towel-rail made in chrome aluminium.
Porte serviette en aluminium chromé.

175,00 50 1

ZERO 55 BIDET SOSPESO SATINATO



cod. 1BS55NBM ○
Bidet sospeso monoforo. Fissaggio non incluso.
Wall-hung single-hole bidet. Fixing not included.
Bidet suspendu, percé un trou. Fixations non inclus.

680,00 35x55 16 18 16 20

ZERO 55 WC SOSPESO SATINATO



cod. 1VS55NBM
Wc sospeso bianco satinato 4,5 lt. Fissaggio non incluso.
Wall-hung WC white satin 4,5 lt flush. Fixing not included.
Wc suspendu blanc satiné 4,5 lt. Fixations non incluses.

680,00 35x55 23 18 16 20

ZERO 55 BIDET SOSPESO NERO



cod. 1BS55NNE ○
Bidet sospeso monoforo. Fissaggio non incluso.
Wall-hung single-hole bidet. Fixing not included.
Bidet suspendu, percé un trou. Fixations non inclus.

680,00 35x55 16 18 16 20

ZERO 55 WC SOSPESO NERO



cod. 1VS55NNE
Wc sospeso 4,5 lt. Fissaggio non incluso.
Wall-hung WC 4,5 lt flush. Fixing not included.
Wc suspendu 4,5 lt. Fixations non incluses.

680,00 35x55 23 18 16 20

ORINATOIO 40



cod. 1ORUN00
Orinatoio con fori diaframmati per il fissaggio del coperchio. Fissaggio incluso.
Urinal with pre-punched holes to fix the lid. Fixing set included.
Urinoir percé pour recevoir un abattant. Fixations inclus.

448,00 31x40 11 12 20 27



cod. 5ORSTF000
Coperchio soft-close plus per orinatoio.
Cover Soft-close Plus for urinal.
Abattant fermeture ralentie pour urinoir.

124,00 1

VERSO 140x80 h.6



cod. 180140H600
Installazione ad appoggio o filo pavimento.
Piano con speciale decoro antiscivolo a rilievo.
Installation at floor level or laid on.
Surface with special embossed anti-slip finish.
Installation à poser ou encastrer avec décor anti-dérapant en relief. Bonde non inclus.

460,00 80x140 51 13 13

INDICE DEI CODICI

INDEX BY CODES
SOMMAIRE PAR CODE

LAVABI

Washbasins | Lavabos

| | |
|-----------------|--------|
| cod. 1100GR00 | p. 12 |
| cod. 1100GRUP00 | p. 14 |
| cod. 1100IM00 | p. 62 |
| cod. 1100LI00 | p. 96 |
| cod. 1100SFN00 | p. 82 |
| cod. 1102VL00 | p. 68 |
| cod. 1105CV00 | p. 115 |
| cod. 1105ST00 | p. 56 |
| cod. 110DO00 | p. 39 |
| cod. 110VP00 | p. 28 |
| cod. 110VPUP00 | p. 30 |
| cod. 110ZE00 | p. 38 |
| cod. 1120GRUP00 | p. 14 |
| cod. 1125CV00 | p. 114 |
| cod. 1125DO00 | p. 39 |
| cod. 1125IM00 | p. 62 |
| cod. 1125LI00 | p. 96 |
| cod. 1125ZE00 | p. 38 |
| cod. 112VP00 | p. 28 |
| cod. 112VPD00 | p. 28 |
| cod. 112VPUP00 | p. 30 |
| cod. 115VP00 | p. 28 |
| cod. 135ASF00 | p. 85 |
| cod. 14023VE00 | p. 50 |
| cod. 140AGRLX00 | p. 17 |
| cod. 140AGRLXAS | p. 105 |
| cod. 140AGRLXBM | p. 105 |
| cod. 140AGRLXGS | p. 105 |
| cod. 140AGRLXNE | p. 105 |
| cod. 140AGRLXVS | p. 105 |
| cod. 140PRO0 | p. 76 |
| cod. 140VP00 | p. 33 |
| cod. 142AGR00 | p. 13 |
| cod. 142GRLX00 | p. 15 |
| cod. 142GRLXAS | p. 104 |
| cod. 142GRLXBM | p. 104 |
| cod. 142GRLXGS | p. 104 |
| cod. 142GRLXNE | p. 104 |
| cod. 142GRLXVS | p. 104 |
| cod. 142PRO0 | p. 76 |
| cod. 142VLN00 | p. 69 |
| cod. 145ASF00 | p. 85 |
| cod. 145BSF00 | p. 83 |
| cod. 145BSFN00 | p. 83 |
| cod. 145GRON00 | p. 23 |
| cod. 145LI00 | p. 97 |
| cod. 148AGR00 | p. 13 |
| cod. 15025VE00 | p. 50 |
| cod. 15037VEN00 | p. 50 |

| | |
|-----------------|--------|
| cod. 150AGR00 | p. 13 |
| cod. 150AGRLX00 | p. 17 |
| cod. 150AGRLXAS | p. 105 |
| cod. 150AGRLXBM | p. 105 |
| cod. 150AGRLXGS | p. 105 |
| cod. 150AGRLXNE | p. 105 |
| cod. 150AGRLXVS | p. 105 |
| cod. 150VP00 | p. 29 |
| cod. 155ASF00 | p. 84 |
| cod. 155GRON00 | p. 23 |
| cod. 155LI00 | p. 97 |
| cod. 155VP00 | p. 33 |
| cod. 156CV00 | p. 119 |
| cod. 158ST00 | p. 56 |
| cod. 15QZE00 | p. 38 |
| cod. 16037VE00 | p. 50 |
| cod. 160ACV00 | p. 119 |
| cod. 160AGR00 | p. 13 |
| cod. 160AGRLX00 | p. 16 |
| cod. 160AGRLXAS | p. 105 |
| cod. 160AGRLXBM | p. 105 |
| cod. 160AGRLXGS | p. 105 |
| cod. 160AGRLXNE | p. 105 |
| cod. 160AGRLXVS | p. 105 |
| cod. 160BSF00 | p. 83 |
| cod. 160CV00 | p. 118 |
| cod. 160DVPUP00 | p. 32 |
| cod. 160GR00 | p. 12 |
| cod. 160GRLX00 | p. 15 |
| cod. 160GRLXAS | p. 104 |
| cod. 160GRLXBM | p. 104 |
| cod. 160GRLXGS | p. 104 |
| cod. 160GRLXNE | p. 104 |
| cod. 160GRLXVS | p. 104 |
| cod. 160GRON00 | p. 22 |
| cod. 160IN00 | p. 128 |
| cod. 160PRO0 | p. 76 |
| cod. 160SFN00 | p. 82 |
| cod. 160ST00 | p. 56 |
| cod. 160SVPUP00 | p. 32 |
| cod. 160VLN00 | p. 69 |
| cod. 160VP00 | p. 29 |
| cod. 162LI00 | p. 97 |
| cod. 162VL00 | p. 68 |
| cod. 165AGRLX00 | p. 16 |
| cod. 165AGRLXAS | p. 105 |
| cod. 165AGRLXBM | p. 105 |
| cod. 165AGRLXGS | p. 105 |
| cod. 165AGRLXNE | p. 105 |

| | |
|-----------------|------------|
| cod. 165AGRLXVS | p. 105 |
| cod. 165BSF00 | p. 83 |
| cod. 165GRLX00 | p. 15 |
| cod. 165GRLXAS | p. 104 |
| cod. 165GRLXBM | p. 104 |
| cod. 165GRLXGS | p. 104 |
| cod. 165GRLXNE | p. 104 |
| cod. 165GRLXVS | p. 104 |
| cod. 165GRON00 | p. 22 |
| cod. 167LI00 | p. 96 |
| cod. 16QZE00 | p. 38 |
| cod. 170ASF00 | p. 84 |
| cod. 170CV00 | p. 119 |
| cod. 170VLN00 | p. 69 |
| cod. 170VP00 | p. 33 |
| cod. 175AGRLX00 | p. 16 |
| cod. 175AGRLXAS | p. 104 |
| cod. 175AGRLXBM | p. 104 |
| cod. 175AGRLXGS | p. 104 |
| cod. 175AGRLXNE | p. 104 |
| cod. 175AGRLXVS | p. 104 |
| cod. 175AIM00 | p. 62 |
| cod. 175CV00 | p. 117 |
| cod. 175ZE00 | p. 38 |
| cod. 17DZE00 | p. 39 |
| cod. 17SZE00 | p. 39 |
| cod. 180DVP00 | p. 31 |
| cod. 180GR00 | p. 12 |
| cod. 180GRUP00 | p. 14 |
| cod. 180IM00 | p. 62 |
| cod. 180LI4800 | p. 96 |
| cod. 180PRO0 | p. 76 |
| cod. 180SFN00 | p. 82 |
| cod. 180ST00 | p. 56 |
| cod. 180SVP00 | p. 31 |
| cod. 180VP00 | p. 29 |
| cod. 182VL00 | p. 68 |
| cod. 183IM00 | p. 62 |
| cod. 190CV00 | p. 116 |
| cod. 1INZE00 | p. 128 |
| cod. 1JOIN00 | p. 128 |
| cod. 1LAHN00 | p. 51 |
| cod. 1LSVP00 | p. 33 |
| cod. 1LSZE00 | p. 128 |
| cod. 1S50CN00 | p. 120-129 |
| cod. 1SO4000 | p. 120-129 |
| cod. 1SO5200 | p. 120-129 |
| cod. 1SOCN00 | p. 120-129 |
| cod. 1SONN00 | p. 120-129 |

BIDET

Bidet | Bidet

| | |
|------------------|--------|
| cod. 1BI5000 | p. 70 |
| cod. 1BI5500 | p. 43 |
| cod. 1BI5700 | p. 70 |
| cod. 1BIC5200 | p. 89 |
| cod. 1BIC52AS | p. 109 |
| cod. 1BIC52BM | p. 109 |
| cod. 1BIC52GS | p. 109 |
| cod. 1BIC52NE | p. 109 |
| cod. 1BIC52VS | p. 109 |
| cod. 1BICR00 | p. 122 |
| cod. 1BICV00 | p. 123 |
| cod. 1BIL100 | p. 99 |
| cod. 1BISFN00 | p. 89 |
| cod. 1BS55N00 | p. 41 |
| cod. 1BS55NR00 | p. 63 |
| cod. 1BSCRN00 | p. 121 |
| cod. 1BSF5400 | p. 86 |
| cod. 1BSF54AS | p. 107 |
| cod. 1BSF54BM | p. 107 |
| cod. 1BSF54ECO00 | p. 87 |
| cod. 1BSF54GS | p. 107 |
| cod. 1BSF54NE | p. 107 |
| cod. 1BSF54VS | p. 107 |
| cod. 1BSLI00 | p. 99 |
| cod. 1BSLIRO0 | p. 98 |
| cod. 1BSPN00 | p. 77 |
| cod. 1BSS5000 | p. 88 |
| cod. 1BSST00 | p. 57 |
| cod. 1BSV50N00 | p. 42 |
| cod. 1BSVL00 | p. 69 |

WC

Wc | Wc

| | |
|-------------------|----------|
| cod. 1VACV00 | p. 123 |
| cod. 1VP4500 | p. 43 |
| cod. 1VP5000 | p. 70 |
| cod. 1VP5500 | p. 43 |
| cod. 1VP5700 | p. 70 |
| cod. 1VPC5200 | p. 89 |
| cod. 1VPC52AS | p. 108 |
| cod. 1VPC52BM | p. 108 |
| cod. 1VPC52GS | p. 108 |
| cod. 1VPC52NE | p. 108 |
| cod. 1VPC52VS | p. 108 |
| cod. 1VPCR00 | p. 122 |
| cod. 1VPLI00 | p. 99 |
| cod. 1VPS5400 | p. 89 |
| cod. 1VS55N00 | p. 41 |
| cod. 1VS55NR00 | p. 40-63 |
| cod. 1VSF54RVS | p. 106 |
| cod. 1VSCRN00 | p. 121 |
| cod. 1VSF54A00 | p. 86 |
| cod. 1VSF54R00 | p. 86 |
| cod. 1VSF54RAS | p. 106 |
| cod. 1VSF54RBM | p. 106 |
| cod. 1VSF54RECO00 | p. 87 |
| cod. 1VSF54RGS | p. 106 |
| cod. 1VSF54RNE | p. 106 |
| cod. 1VSHE00 | p. 51 |
| cod. 1VSLI00 | p. 99 |
| cod. 1VSLIRO0 | p. 98 |
| cod. 1VSPN00 | p. 77 |
| cod. 1VSS5000 | p. 88 |
| cod. 1VSST00 | p. 57 |
| cod. 1VSV45N00 | p. 42 |
| cod. 1VSV50N00 | p. 42 |
| cod. 1VSVL00 | p. 69 |

WC Monoblocco

Monobloc Wc | Cuvette Wc

| | |
|---------------|----------|
| cod. 1MPSFN00 | p. 90-91 |
| cod. 1MPVL00 | p. 71 |
| cod. 1MPVSJ00 | p. 71 |
| cod. 1MPZN00 | p. 44-45 |

ORINATOI

Urinal | Urinoir

| | |
|----------------|--------|
| cod. 1BIGBOY00 | p. 142 |
| cod. 1BOY00 | p. 143 |

Una qualità fatta di persone, di storia, di sfide e di tecnologia.

A quality made of people,
history, challenges and technology.
Une qualité faite des personnes,
d'histoire, de défis.



170.000

**Mq di superficie su cui sorge
lo stabilimento Catalano,
di cui 70.000 coperti.**

*Sqm: the surface of Catalano's plant,
70,000 which are covered.*

*M2 de surfaces sur laquelle se dresse
l'établissement Catalano, dont
70 000 couverts.*

50

Anni di storia.
*Years of history.
Ans d'histoire.*

240

Dipendenti.
*People.
(workers and employees).
Employés.
(ouvriers et employés).*

100

Paesi in cui è distribuita.
*Countries where our products
are distributed.
Pays, ceux dans lesquels la marque
est distribuée.*

240

Prodotti in catalogo.
*Products in our catalog.
Produits dans le catalogue.*

1.500

Pezzi prodotti al giorno.
*Pieces produced per day.
Pièces produites par jour.*

01 | 2017

Copiare è immorale

It's no fair to imitate products

Copier est immoral

CE



ISO 9001-2008
N°118755-2012

CERAMICA CATALANO S.p.A.

Str. Prov. Falerina km 7,200

01034 Fabrica di Roma (VT)

T +39.(0)761.5661

Fax +39.(0)761.574304

segreteria@catalano.it

venditeitalia@catalano.it

export@catalano.it



www.catalano.it

BROCHURE CODE: Z115748

Art direction **Studiosmartino.5** | Photo **Studio Ciapetti** | Print **Intese Grafiche**

I diritti di riproduzione delle fotografie contenute nel presente catalogo appartengono a Ceramica Catalano. Ogni riproduzione delle stesse senza il previo consenso di quest'ultima è vietata.

All images in this catalogue and related copyrights are property of Ceramica Catalano.
Any copy or re-use of these images without Catalano's prior permission, is strictly forbidden.

Les droits de reproduction des photographies contenues dans le présent catalogue appartiennent à Ceramica Catalano.
Toute reproduction de celles-ci sans l'autorisation préalable de cette dernière est interdite.



WWW.CATALANO.IT