

SYMBOLS

- 

RESISTENTE
WALL TILE
- 

RESISTENCIA AL AGUA
WATER RESISTANT
(UNE-EN-ISO 10545-13)
- 

CONVEXO
FLATS TILE
- 

RESISTENCIA A LA FLECCIÓN
FLEXURE RESISTANT
(UNE-EN-ISO 10545-14)
- 

BRILLO
GLOSS
- 

RESISTENCIA AL RAYADO ALTERNATIVO
ECCOLA HIGH
ALTERNATIVE FRICTION RESISTANCE
- 

RESISTENTE AL FUEGO
FIRE RESISTANT
- 

RESISTENCIA A LAS RAYANAS
STAIN RESISTANT
(UNE-EN-ISO 10545-15)
- 

BRUNO
TRIPLEX
- 

OPORTUNIDAD
RED BOND
- 

RESISTENCIA AL QUARTZO
QUARTZ RESISTANT
(UNE-EN-ISO 10545-16)
- 

RESISTENTE A LAS BAJAS TEMPERATURAS
LOW TEMPERATURE RESISTANT
(UNE-EN-ISO 10545-17)
- 

RESISTENCIA A LOS PRODUCTOS QUÍMICOS
CHEMICAL RESISTANT
(UNE-EN-ISO 10545-18)

MONOPOLE CERAMICA
 CARRETERA CV-20, KM 3,1 - ONDA, 12200 (CASTELLÓN)
 TEL +34 964 604 893
 EXPORT@MONOPOLECERAMICA.COM
 WWW.MONOPOLECERAMICA.COM

MONOPOLE - BRICKS 2016 - USE ON THERMANT



INDEX

- 6 x 25
2" x 10"
- CARAVISTA****3
- MURANO*****7
- 7,5 x 28
3" x 11"
- BRICKS***** 11
- MURALLA**** 17
- LADRILLO****27
- VINTAGE**** 31
- DECAPE*****37
- JERICA***** 41
- 7,7 x 28,5
3" x 11"
- HERITAGE**** 47
- 10 x 20
4" x 8"
- VILLAGE***** 51
- 14,7 x 44,2
6" x 18"
- CASTILLO**** 55
- 15,7 x 31,6
6" x 12"
- MIRAMBELL*** 59

INDEX

6 x 25
2" x 10"

CARAVISTA****3
MURANO*****7

7,5 x 28
3" x 11"

BRICKS*****11
MURALLA*****17
LADRILLO****27
VINTAGE*****31
DECAPE*****37
JERICA*****41

7,7 x 28,5
3" x 11"

HERITAGE****47

10 x 20
4" x 8"

VILLAGE*****51

14,7 x 44,2
6" x 18"

CASTILLO****55

15,7 x 31,6
6" x 12"

MIRAMBELL****59

SYMBOLS



REPTENIMIENTO
WELL TILE



ACUANTO
FLOOR TILE



BRILLO
GLOSS



RECTE
RECT



ESQUINA
CORNER PIECE



REPTENIMIENTO AL CUADRO
GRID GRID



PROTECCIÓN
NO FROST
PROTECT
NO FROST



ABSORCIÓN DE AGUA
WATER ABSORPTION
(UNE-EN-ISO 10545-3)



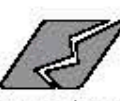
REPTENIMIENTO A LA FLEXIÓN
FLEXURAL STABILITY
(UNE-EN-ISO 10545-4)



DUREZA AL ARROJO PUNZANTAL
EDGE-TO-EDGE
CORROSION RESISTANCE



REPTENIMIENTO A LA MANCHA
STAIN RESISTANCE
(UNE-EN-ISO 10545-14)



REPTENIMIENTO AL CUADRO
CORROSION RESISTANCE
(UNE-EN-ISO 10545-11)



REPTENIMIENTO A LOS CICLOS DE CONGELACIÓN
FROST RESISTANCE
(UNE-EN-ISO 10545-12)

INDEX

6 x 25 2" x 10"	7,5 x 28 3" x 11"	7,7 x 28,5 3" x 11"	10 x 20 4" x 8"	14,7 x 44,2 6" x 18"	15,7 x 31,6 6" x 12"
CARAVISTA****3 MURANO*****7	BRICKS*****11 MURALLA*****17 LADRILLO*****27 VINTAGE*****31 DECAPE*****37 JERICA*****41	HERITAGE****47	VILLAGE*****51	CASTILLO****55	MIRABELL****59

SYMBOLS



RIESGO
DE HELADA



RIESGO DE
HELIADA
POR CUBA
DE HELADA



RIESGO
DE HELADA



RIESGO
DE HELADA



RIESGO DE
HELIADA



RIESGO DE
HELIADA



RIESGO DE
HELIADA



RIESGO DE
HELIADA
POR CUBA
DE HELADA



RIESGO DE
HELIADA
POR CUBA
DE HELADA



RIESGO DE
HELIADA
POR CUBA
DE HELADA



RIESGO DE
HELIADA
POR CUBA
DE HELADA



RIESGO DE
HELIADA
POR CUBA
DE HELADA



RIESGO DE
HELIADA
POR CUBA
DE HELADA

CARAVISTA

6 x 25 cm
2" x 10"



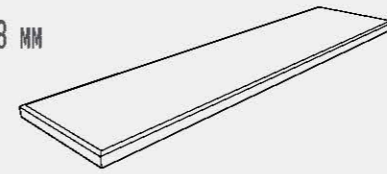
Caravista Boxes. Tons. Anos. Negro.

CARAVISTA

6 x 25 CM
2" x 10"



60x250x8 MM



14,3+


26 N/MMF

5

CLASS 5

RECTIF


RECTIF



Caravista Blanco

SS1

MPB110



Caravista Arena

SS2

MPB110



Caravista Terra

SS2

MPB110




Caravista Negra

SS4

MPB110




Caravista Terra



Caravista Negra



SHADE SPECTRUM - SS



PACKING

Kg / Caja Kg / Box	Kg Neto / caja Kg Net / Box	Kg Bruto / caja Kg Gross / Box	Kg Neto / Dat. Kg Net / Dail.	Kg Bruto / Dat. Kg Gross / Dail.	Kg / Dat. Uscio Kg / Empty Dail.	Kg / Caja Uscio Kg / Empty Box	Cajas / Caja Boxes / Box	Cajas / Dat. Boxes / Dail.	Cajas / Dat. Boxes / Dail.	M ² / Box Sqmt / Box	M ² / Cajas Sqmt / Box	M ² / Dat. Sqmt / Dail.
0,233	13,97	14,08	1005,84	1038,76	25	0,11	60	12	4320	0,9	0,015	64,8



MURANO

6 x 25 CM
2" x 10"



ROACHPROOF



Moroso Design - Usato

MURANO

6 x 25 CM
2" x 10"



60x250x8 MM



14.3%



26 N/MM²



5




CLASS 5




REBIBT8




REBIBT8



Murano Bianco SS1 MPB146




Murano Gocco SS1 MPB165




Murano Perla SS1 MPB165



Murano Mandorla SS1 MPB165



Murano Genere SS2 MPB165




Murano Cioccolato SS1 MPB165



Murano Blu SS1 MPB165



Murano Verde SS1 MPB165



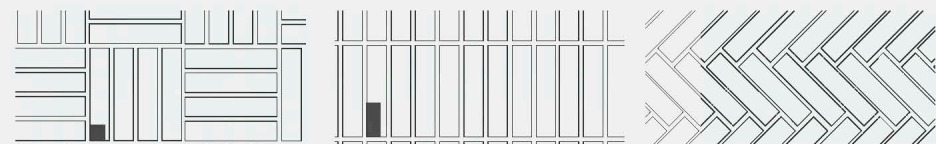
Murano Rosso SS1 MPB166



Murano Nero SS2 MPB165



Murano Bianco + Genere + Perla + Blu



SHADE SPECTRUM - SS



PACKING

Kg / Piegno Kg / Tile	Kg neto / caja Kg Net / Box	Kg Bruto / caja Kg Gross / Box	Kg Neto / Pall. Kg Net / Pall.	Kg Bruto / Pall. Kg Gross / Pall.	Kg / Dat. Uccia Kg / Empty Pall.	Kg / Caja Uccia Kg / Empty Box	Piegno / Caja Tiles / Box	Cajas / Dat. Boxes / Pall.	Piegno / Pall. Tiles / Pall.	M ² / Box Sqmt / Box	M ² / Piegno Sqmt / Tile	M ² / Pall. Sqmt / Pall.
0.233	13.97	14.08	1005.84	1038.76	25	0.11	60	72	4320	0.9	0.015	64.8

BRICKS 7,5 x 28 CM
3" x 11"




BRICKS

7,5 x 28 CM
3" x 11"




75x280x8 MM



Briche Decapado SS4 MPB 100




Briche Naranja SS2 MPB 100



Briche Coral SS3 MPB 100




Briche Granal SS3 MPB 100



Briche Ocre SS2 MPB 100



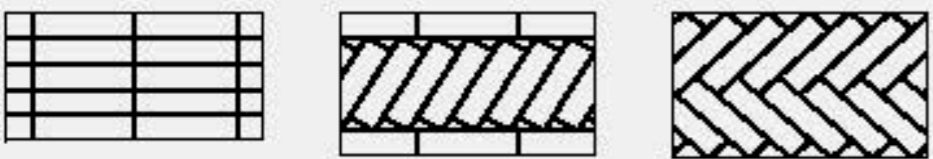
Briche Gris SS3 MPB 100



Briche Granal SS2 MPB 100



Briche Granal SS2 MPB 100



PACKING




K _g / Oca K _g / Tls	K _g / m ² / Oca K _g / m ² / Bar	K _g / Brk / Oca K _g / Brk / Bar	K _g / Hd / Oca K _g / Hd / Bar	K _g / Brk / Oca K _g / Brk / Bar	K _g / Oca / Oca K _g / Oca / Bar	K _g / Oca / Oca K _g / Oca / Bar	Oca / Oca Tls / Bar	Oca / Oca Brk / Bar	Oca / Oca Tls / Bar	IF / Oca Oca / Bar	IF / Oca Oca / Bar	IF / Oca Oca / Bar
0,080	18,08	18,48	19,47	12,88,88	29	0,11	4,8	88	8120	1,01	0,081	89,89

BRICKS

7,5 x 28 CM
3" x 11"



75x280x8 MM



Briche Bianco

SS1

MPP 100



Briche Orange

SS2

MPP 100



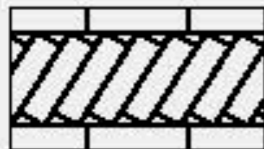
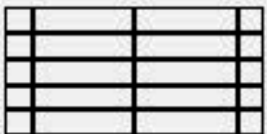
Briche Lagroho

SS3

MPP 100



Briche Orange



SHADE SPECTRUM - SS




PACKING

K _p (Dmg)	K _p (Mtl) (q)	K _p (Brd) (q)	K _p (Mtl) (D)	K _p (Brd) (D)	K _p (Dtl) (D)	K _p (Dtl) (D)	D _q (Dtl) (D)	D _q (Dtl) (D)	D _q (Dtl) (D)	IF (Dtl) (D)	IF (Dtl) (D)	IF (Dtl) (D)
K _p (Dmg)	K _p (Mtl) (Bar)	K _p (Brd) (Bar)	K _p (Mtl) (D)	K _p (Brd) (D)	K _p (Dtl) (D)	K _p (Dtl) (D)	D _q (Dtl) (Bar)	D _q (Dtl) (Bar)	D _q (Dtl) (D)	IF (Dtl) (Bar)	IF (Dtl) (Bar)	IF (Dtl) (Bar)
0,082	18,38	18,48	194,7	1238,88	29	0,11	9,8	88	8120	1,01	0,021	88,88

MURALLA

7,5 x 28 CM
3" x 11"



MURALLA

7,5 x 28 CM
3" x 11"



CORNER PIECE



MPB 100

75x280x8 MM



E=0,9%


28 N/195'

8

GLASS

REBOTE

REBOTE



Muralla Blanco

SS1

MPB 100



Muralla Ocrea

SS2

MPB 100



Muralla Logroño

SS3

MPB 100



Muralla Segovia

SS2

MPB 100



Muralla Granada

SS3

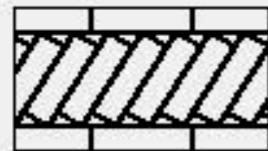
MPB 100




Muralla Sevilla

SS1

MPB 100



SHADE SPECTRUM - SS



PACKING

K ₁ (Dry)	K ₂ (Wet)	K ₃ (Wet)	K ₄ (Wet)	K ₅ (Wet)	K ₆ (Wet)	K ₇ (Wet)	K ₈ (Wet)	K ₉ (Wet)	K ₁₀ (Wet)	K ₁₁ (Wet)	K ₁₂ (Wet)	K ₁₃ (Wet)	K ₁₄ (Wet)	K ₁₅ (Wet)
0,388	18,38	18,48	1194,7	1238,88	23	0,11	4,8	88	8120	1,01	0,031	89,88		

MURALLA

7,5 x 28 CM
3" x 11"



CORNER PIECE



MPP 100

75x280x8 MM



E=0,9%

28 N/195°

8

GLASS

REBOTE

REBOTE



Muralla Lugo

SS2

MPP 100



Muralla Mezquita

SS3

MPP 100



Muralla Leon

SS2


MPP 100



Muralla Gordoba

SS2


MPP 100




Muralla Leon



Muralla Gordoba



SHADE SPECTRUM - SS




PACKING

Kg (Dose) Kg (Tb)	Kg (Mtl) (Cm) Kg (Mtl) (Dm)	Kg (Brk) (Cm) Kg (Brk) (Dm)	Kg (Mtl) (Cm) Kg (Mtl) (Dm)	Kg (Brk) (Cm) Kg (Brk) (Dm)	Kg (Cm) (Cm) Kg (Cm) (Dm)	Kg (Cm) (Cm) Kg (Cm) (Dm)	Dose (Cm) Tbal (Cm)	Dose (Cm) Burel (Cm)	Dose (Cm) Tbal (Cm)	IF (Cm) Cm (Cm)	IF (Cm) Cm (Cm)	IF (Cm) Cm (Cm)
0,888	18,88	18,48	1194,7	1238,88	29	0,11	4-8	88	8120	1,01	0,021	89,88

MURALLA


7,5 x 28 CM
3" x 11"



Muralla Mergata
Tiling Recommendations. Fill grout joints properly. Do not use with cement tiles.


MURALLA

7,5 x 28 CM
3" x 11"



*Muralla Grande
Tijlde. Legebruik. Full presently the rest of with essential*

LADRILLO 7,5 x 28 CM
3" x 11"



*Levelli Decoro
Tutti i decori sono in Full body e in ceramica di qualità*

LADRILLO

7,5 x 28 CM
3" x 11"



CORNER PIECE



MPP 100

75x280x8 MM



E=0,9%

28 N / 195'

8

GLASS

REBOTE

REBOTE



Ladrillo Salamanca

SS2

MPP 100



Ladrillo Sevilla

SS1

MPP 100



Ladrillo Valencia

SS3

MPP 100



Ladrillo Arta

SS2


MPP 100



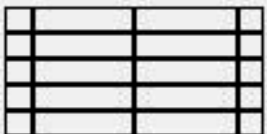
Ladrillo Alhambra

SS2


MPP 100



Ladrillo Salamanca



SHADE SPECTRUM - SS



PACKING

Kg (Dry) Kg (Wet)	Kg (Dry) / m ² Kg (Wet) / m ²	Kg (Dry) / m ³ Kg (Wet) / m ³	Kg (Dry) / m ² Kg (Wet) / m ²	Kg (Dry) / m ² Kg (Wet) / m ²	Kg (Dry) / m ² Kg (Wet) / m ²	Kg (Dry) / m ² Kg (Wet) / m ²	Kg (Dry) / m ² Kg (Wet) / m ²	Kg (Dry) / m ² Kg (Wet) / m ²	Kg (Dry) / m ² Kg (Wet) / m ²	Kg (Dry) / m ² Kg (Wet) / m ²	Kg (Dry) / m ² Kg (Wet) / m ²	Kg (Dry) / m ² Kg (Wet) / m ²	Kg (Dry) / m ² Kg (Wet) / m ²
0,388 0,488	18,38 23,48	18,48 23,58	18,47 23,57	18,38 23,48	23 29	0,11 0,14	9,8 12,6	88 112	8120 10250	101 126	0,031 0,039	89,88 112,38	