

JIKA

Czech Bathrooms since 1878



CATALOGUE / **2015-16**

history



1841 / Rudolf Ditmar founded a factory in Vienna.



1850 / Rudolf Ditmar invented "Viennese Moderateur" oil lamps that conquered the whole world.



1878 / Ditmar brothers founded a factory in Znojmo.

Nautilus 1897



1904 / Upon R. Ditmar's death in 1895, his heirs established "Kunstthonwarenfabrik Rudolf Ditmar Erben" trading company. Prosperous factory was valued at 1,498,845 Austrian Kronen.



1909 / Znojmo factory was bought by Lichtensterns, owners of the ceramics factory in Willhemsburg.



1919 / The transformation of R. Ditmar and Urbach companies into a joint-stock company. As the first manufacturer in Europe, it started production of washbasins, bathtubs and sinks in 1920.



1932 / **Diturvit**



1938 / The factory was expropriated, being taken over by Ostmark - Keramik A. G. concern of Vienna on 1 January 1939.



1945 / The factory was blitzed on 1 March 1945. Production was stopped by resolution of the concern's management. On 27 December 1945, the factory was transferred to state ownership.



1958 / "Znojemská keramika" national enterprise was established in 1950. In 1958 the enterprise was renamed to "Keramické závody n. p. Znojmo".



1961 / Modern ceramics factories in Bechyně were established.



1970 / Boom of housing construction. WC-combination production since 1977.



1990 / "Znojenské keramické závody a.s." established in 1990.



1991 / Keramik Holding AG Laufen privatized Jihočeská keramika, a. s. company, Bechyně factory.



1992 / Logo designed after LAUFEN logo with a small flame. 1995 logo with a claim.

... a pohlázení vody

1995 / Keramik Holding AG Laufen privatized Keramické závody a. s., Znojmo factory.

1999 / In the same year, LAUFEN CZ was established, becoming a part of Roca Sanitario, S.A.



2008 / Logo with "Moje koupelna" (My bathroom) claim. Sales of faucets and accessories started.



2012 / Own manufacturing line for furniture and faucets' production.

2014 / Assortment extension of wall and floor tiles.



18	/ bathroom series	PURE
38	/ bathroom series	CUBITO
59	– <i>CUBITO ordering form</i>	
76	/ bathroom series	MIO
114	/ bathroom series	TIGO
154	/ bathroom series	OLYMP DEEP
178	/ bathroom series	CUBE, PETIT
188	/ mirrors	CLEAR
196	/ bathroom accessories	
204	/ bathroom series	LYRA plus, LYRA and LYRA PACK
248	/ bathroom series	ZETA
259	/ other faucets and accessories	
275	/ other bathtubs and shower trays	
286	/ concealed modules	
295	/ special products	
297	– <i>children's bathrooms</i>	
300	– <i>barrier-free bathroom</i>	
306	– <i>urinals</i>	
313	– <i>waste sinks</i>	
313	– <i>pedicure bath</i>	
314	– <i>special washbasins</i>	
315	– <i>WC rimless</i>	
316	– <i>floor-standing WC</i>	
320	/ spare parts and technical accessories	
328	/ others	
328	– <i>overview benefits</i>	
330	– <i>stands</i>	
333	– <i>recent developments</i>	

overview / washbasins and furniture

PURE



50 × 34,5 cm
60 × 34,5 cm
80 × 34,5 cm



PURE



100 × 34,5 cm



CUBITO



45 × 34 cm
55 × 42 cm
60 × 45 cm
65 × 48,5 cm
85 × 48,5 cm



CUBITO



45 × 25 cm
75 × 45 cm



CUBITO



130 × 48,5 cm



MIO



45 × 36 cm
50 × 42 cm
55 × 43 cm
60 × 47 cm
65 × 49 cm



MIO



67 × 47 cm
75 × 47 cm
85 × 47 cm
105 × 47 cm



MIO



130 × 47 cm



TIGO



55 × 41 cm



TIGO



45 × 23,5 cm
55 × 37 cm
60 × 37 cm
70 × 37 cm



TIGO



65 × 38,5 cm
80 × 38,5 cm
100 × 38,5 cm



TIGO



125 × 38,5 cm



OLYMP DEEP



50 × 41 cm
55 × 42 cm
60 × 45 cm
65 × 48 cm



LYRA plus



50 × 42 cm
55 × 45 cm
60 × 46 cm
65 × 48 cm



LYRA plus



70 × 48 cm
80 × 48 cm



LYRA



50 × 42 cm
55 × 45 cm
60 × 46 cm
65 × 48 cm



LYRA



70 × 48 cm
80 × 48 cm



LYRA PACK



53 × 42 cm
65 × 48 cm



ZETA



40 × 34,5 cm
50 × 40 cm
55 × 44 cm
60 × 49 cm



CUBE



45 × 43 cm
55 × 43 cm
65 × 43 cm
80 × 43 cm



CUBE



50 × 34 cm
60 × 34 cm



PETIT



40 × 23 cm



NEW

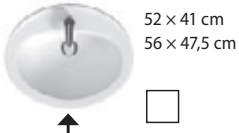
100 × 43 cm
120 × 43 cm
double washbasin



CUBITO



IBON



THALIA




MIO




overview / **small washbasins and corner washbasins**

CUBITO




CUBITO left



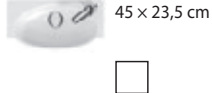
CUBITO right



MIO



TIGO



OLYMP DEEP



OLYMP



OLYMP DEEP **NEW**



OLYMP



PETIT



CUBE



LYRA plus



recommended combinations / **jika faucet-washbasin**

PURE



CUBITO



MIO



TIGO



OLYMP DEEP, BABY



MIO



CUBITO



MIO-N



TIGO



OLYMP DEEP



CUBITO



MIO-N



TIGO



MIO-N



TIGO



TIGO



TIGO



LYRA PLUS



LYRA PLUS



NARIVA



overview / **acrylic bathtubs**

CUBITO



160 × 70 cm
160 × 75 cm
170 × 70 cm
170 × 75 cm
180 × 80 cm

MIO



170 × 70 cm

LYRA



150 × 70 cm
160 × 70 cm
160 × 75 cm
170 × 70 cm
170 × 75 cm

overview / **steel bathtubs**

PRAGA



170 × 80 cm
180 × 80 cm

ALMA



160 × 75 cm
170 × 75 cm

RIGA mini



105 × 70 cm

TANZA / TANZA plus



140 × 70 cm (only Tanza)
150 × 70 cm
160 × 70 cm
170 × 70 cm
160 × 75 cm
170 × 75 cm

RIGA



120 × 70 cm
130 × 70 cm
140 × 70 cm
150 × 70 cm
160 × 70 cm
170 × 70 cm

overview / **asymmetrical and corner bathtubs**

MIO



150 × 105 cm
160 × 105 cm
170 × 105 cm
left/right

TIGO



160 × 80/70 cm
left/right

overview / **bathtub screens**

CUBITO



75 × 140 cm

CUBITO



115 × 140 cm

MIO



91 × 150 cm

TIGO



80 × 150 cm

TIGO



60 × 150 cm



overview / shower trays

PURE / steel **NEW**



120 × 80 × 3 cm
120 × 90 × 3 cm
130 × 80 × 3 cm
130 × 90 × 3 cm
140 × 80 × 3 cm
140 × 90 × 3 cm

PURE / steel **NEW**



120 × 80 × 3 cm
120 × 90 × 3 cm
130 × 80 × 3 cm
130 × 90 × 3 cm
140 × 80 × 3 cm
140 × 90 × 3 cm

PADANA gel coat **NEW**



80 × 80 × 3 cm
90 × 90 × 3 cm

PADANA gel coat **NEW**



90 × 90 × 3 cm

PADANA gel coat **NEW**



100 × 80 × 3 cm
120 × 80 × 3 cm

TIGO / ceramic



100 × 80 × 8,5 cm
left/right

OLYMP / acrylic



80 × 80 × 8 cm
90 × 90 × 8 cm
100 × 100 × 8 cm
80 × 80 × 6,3 cm
90 × 90 × 6,3 cm

OLYMP / acrylic



80 × 80 × 8 cm
90 × 90 × 8 cm
100 × 100 × 8 cm

SOFIA / steel



70 × 70 × 13,5 cm
80 × 80 × 14,5 cm
90 × 90 × 14,5 cm

RAVENNA / ceramic



80 × 80 × 11 cm
90 × 90 × 11 cm

RAVENNA / ceramic



90 × 72 × 11 cm

RAVENNA / ceramic



80 × 80 × 11 cm
90 × 90 × 11 cm

NEO-RAVENNA / ceramic



80 × 80 × 8 cm
90 × 90 × 8 cm

NEO-RAVENNA / ceramic



120 × 80 × 8 cm
100 × 80 × 8 cm

NEO-RAVENNA / ceramic



90 × 72 × 8 cm

overview / shower enclosures and doors

CUBITO PURE



80 × 80 × 195 cm
90 × 90 × 195 cm
100 × 100 × 195 cm

CUBITO PURE



80 × 80 × 195 cm
90 × 90 × 195 cm
100 × 100 × 195 cm

LYRA plus



80 × 80 × 190 cm
90 × 90 × 190 cm

TIGO



100 × 80 × 195 cm

CUBITO PURE



80 × 80 × 195 cm
90 × 90 × 195 cm
100 × 100 × 195 cm

CUBITO PURE



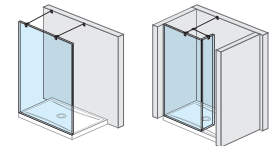
80 × 80 × 195 cm
90 × 90 × 195 cm
100 × 100 × 195 cm

LYRA plus



80 × 80 × 190 cm
90 × 90 × 190 cm

PURE GLASS **NEW**



CUBITO PURE



100 × 195 cm
120 × 195 cm
140 × 195 cm

CUBITO PURE

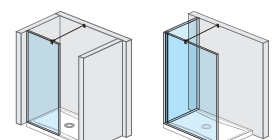
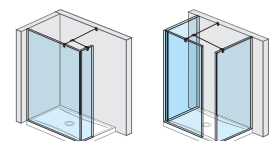
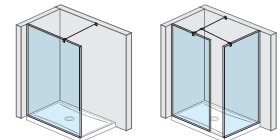


80 × 195 cm
90 × 195 cm
100 × 195 cm

CUBITO PURE



80 × 195 cm
90 × 195 cm



LYRA plus



80 × 190 cm
90 × 190 cm

LYRA plus



80 × 190 cm
90 × 190 cm

LYRA plus



80 × 190 cm
90 × 190 cm

overview / floorstanding WCs combi

PURE



MIO



TIGO



OLYMP DEE **NEW**



OLYMP



LYRA plus



overview / wallhung WCs

NEW

PURE



CUBITO/MIO



TIGO



NEW

OLYMP DEEP



LYRA plus



NEW

MIO rimless



NEW

DINO rimless



overview / wallhung bidets

PURE **NEW**



CUBITO/MIO



TIGO



OLYMP DEEP **NEW**



LYRA plus



overview / floorstanding WCs

PURE **NEW**



MIO



OLYMP DEEP **NEW**



LYRA plus **NEW**



LYRA plus



overview / floorstanding bidets

PURE **NEW**



MIO



OLYMP DEEP **NEW**



LYRA plus **NEW**



LYRA plus





PL8 push button



PL9 push button



PL3 push button



PL3 push button with infrared sensor



overview / **faucets**

CUBITO



MIO-N



MIO



TIGO



OLYMP DEEP



LYRA plus



LYRA



NARIVA



TALAS



DINO



SENSOR INOX



SENSOR



overview / **shower accessories**

CUBITO-N



CUBITO-N



CUBITO



CUBITO



MIO



MIO-N



MIO



RIO



OLYMP



LYRA plus



overview / **bathroom accessories**


DESIGN




CUBITO



MIO




PURE




HERITAGE



BASIC




GENERIC



UNIVERSUM





High-quality kaolin is necessary for sanitary ware production, but it also requires other raw materials, such as clay, feldspar, silica sand, etc.



Each product has been developed by product designers in our 3D development centre.



FKS – automatic manufacturing of ceramic products.



FKS – automatic manufacturing line with high proportion of manual labour.



Highly advanced TRIOTECH technology is employed for the production of ceramic trays.



Dried and glazed semi-products are fired at a maximum temperature of 1240 degrees Celsius.

Why should you choose JKA sanitary ware for your bathroom?

JKA sanitary ware is world-known for its long-term history, high quality and affordable price. Employing the best natural raw materials, the environmentally-friendly production of JKA sanitary ware takes place at two local plants, in Znojmo and Bechyně. Thanks to extensive automation of the manufacturing process, and namely the technology of casting under pressure (invented by Laufen in 1985), today's production is much less demanding in terms of human labour, but still, every piece of ceramic by JKA can be regarded as hand-made. The specific composition of the ceramic body after baking (the so-called Diturvit) and glazing ensures minimum absorption rate, thus forming highly hygienic surface. Production is based on the use of casting slip, which is a mixture of water, clay, kaolin, feldspar, silica sand, and an additive of finely ground pieces of ceramic scrap. Water is expelled by pressurising the porous casting slip, thus producing ceramic body 9.0 to 10 mm thick, which is then dried and glazed. Fine fire-clay is used for the production of large washbasins or ceramic trays, as firing of this material causes minimum or negligible deformations, thus making it possible to produce even very large pieces (washbasins nearly two metres wide).

There are many reasons for choosing JKA sanitary ware for your bathroom. Above all, we can mention easy-to-clean JKA WCs. In spite of common public opinion, easy cleaning is still far from a matter of course. Thoroughly maintained and hygienically clean WCs can only be provided by perfectly glazed surfaces of these products. This is exactly what JKA WCs can offer. You will find at a glance what makes our products different from those of competitors, making them attractive for customers in many countries: perfect glazing of inside rings and siphon traps. It results in limited deposition of both dirt and bacteria, making WCs easy to clean.





Sanitary ceramics – important instructions

Sanitary ceramics is made from ceramic material with solid sintered body, covered by white or coloured glaze. Sanitary ceramics is resistant to thermal differences caused by hot and cold water. Glazed surfaces are scratch-resistant, colour-stable and ageing-resistant. These surfaces are also resistant to acids, solvents and caustic liquids, commonly used as household detergents.

Care instructions

Glazed surfaces of ceramic products are resistant to acids and diluted chemical compounds contained in cosmetic products.

Should a sanitary ceramics product with a ceramic siphon (WCs, urinals, etc.) be exposed to freezing temperatures, a suitable anti-freeze mixture must be added to water in the siphon.



JIKA perla

Special ceramic surface treatment demonstrates exceptional hygienic properties. It features water-repellent finish, preventing deposition of both dirt and scale. Designers were inspired by the queen among flowers – the rose. Alike water on rose petals, water on this surface gets bundled into little drops rolling off the surface quickly. All you need is a stream of water; just repolish the surface of your washbasin, toilet or bidet by a wet mop from time to time.

Upon customer's order, this water-resistant surface treatment is applied to selected products from Jika ceramic sets upon their baking. JIKA Perla treatment is suitable for both outer and inner washbasin surfaces. Furniture washbasins are the only products not available with this surface treatment. JIKA Perla treatment is only applied to external surfaces of toilet bowls and urinals (JIKA Perla treatment at inner parts of a toilet bowl or a urinal would make proper rinsing difficult).

Abrasive cleaning agents must not be used for surfaces treated by JIKA Perla.

Special instructions

Tolerances

Product dimensions, weights and colours are subject to usual tolerances applicable to ceramics. It is namely important for rough installations to take into consideration manufacturing size variations versus catalogue dimensions.

Precise shapes and dimensions as well as production settings are subject to changes without prior notice due to specific features of ceramic products.

Colours

Illumination type is of key importance while assessing product's colour uniformity. You should therefore take into account that seemingly different colour tones can be perceived by a viewer under the same illumination and at the same distance from the source of light due to the product's shape variances and shadows casted by product's surfaces.

Special notice

Graphic designs, ideas and style are protected. Subject to technical changes without prior notice. Models and technical details correspond to the latest status at the time of printing. Printing errors reserved.



WARRANTY

10-year warranty for all ceramic products and bathroom accessories.



Czech quality

LAUFEN CZ s.r.o. acquired the "Certificate of Product Suitability for Buildings" for its JIKA brand, as well as licenses for the use of "Certified for Buildings" symbol.



100% recyclable product

Sanitary ware is 100% recyclable; granulated material can be returned to the manufacturing process, or it can be employed in other fields of industry.



TOTAL CLEAN

System of flushing channels all around the toilets pan rim for perfect rinsing.



ANTIBAK

Glazed inner ring and water closets drain which prevents dirt from being trapped.



furniture technology




Besides its affordable price, **JIKA furniture** is characterised by its high resistance to moisture and mechanical damage. Only the top quality adhesives are used for its production. ABS edges, either 2.0 or 0.8 mm thick, are made of the material that is highly resistant to mechanical damage. Maximum loading capacity of cabinet hinges is 150 kg. Hinges of the renowned Hettich brand are designed for incredible 150,000 cycles; door and drawer soft-close mechanisms are of the same quality. This material provides increased bending strength and it is also stronger at screw mounting points thanks to the higher density of chip boards (by Egger, for example) employed for cabinet body production. In addition, this material produces negligible formaldehyde emissions: E1–E1/2 emission class. Chipboard surfaces are covered by laminated sheet of 100 g/m². MDF material coated by high-gloss five-layer PUR paint is employed for drawer front-end painted at five sides. Thanks to UV filters used in production, varnished surfaces do not age or get yellow. Glass door inserts are made of hardened security glass; baked decor technology is employed to manufacture decorated doors from the Cubito set. Bathroom lightings comply with strict European standards; as they meet IP44 protection standard, these lightings can be placed to „zone 2“, i.e. 180 cm from the floor.

Quality guarantees

ISO 9001:2001, ISO 9001:2012. ■ LQS manufacturing process certification for the Swiss company Laufen ■ TÜV certification for electric equipment. ■ TÜV certification for lightings. ■ Edges bonded by PUR adhesives ■ Direct product quality control ■ BAT technologies for environmental protection.

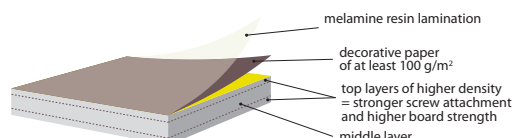
Lacquered furniture

five-layer PUR paint with zero formaldehyde emissions (series Cubito pure, Cubito, Lyra plus) ABS edges, PUR adhesive (all series)

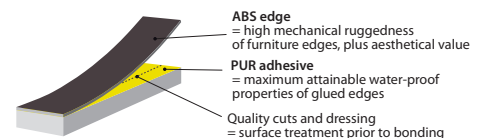


LTD

Melamine resin lamination, wooden décors (decorative paper of at least 100 g/m²) (all series)



ABS edges, PUR adhesives (all series)



Comparisons

Ordinary furniture

Laminated sheet of 70 g/m². Three-layer paint based on acid solvent releases harmful formaldehyde and it is noticeably less glossy – below 70 deg. lustre. Edges thick are attached by ordinary hot melt adhesive that falls apart when subject to 10-hour water soaking test.

JIKA furniture


Laminated sheet of 100 g/m². Five-layer PUR varnish demonstrating high lustre (90–97 deg. lustre), free from formaldehyde, contains UV filters. ABS edges 2.0 and 0.8 mm thick are attached by top-quality PUR adhesive.



Air-test at the assembly line.



Kardex. Automated high-capacity storage system.



Laser beam during logo engraving process.



Laser beam during logo engraving process.



Profile projector. Quality management laboratory.



Corrosion chamber to simulate extreme conditions for material testing.

Two assembly lines for faucet production were put into operation in Znojmo in 2011 in cooperation with Roca Sanitario development centre and laboratories. LAUFEN CZ has thus been able to expand significantly the comprehensive range of bathroom products of its own production.

The beginnings of bathroom fixtures' production in the family firm ROCA of Spain date back to 1950s. Roca faucets, currently ranking among the highest-quality and most demanded products in this market segment, feature a number of patented technologies and get exported worldwide.

Znojmo plant production methods include semi-automatic lines for faucet assembly, with the annual capacity of up to 220 thousand. Assembly of each piece is subject to the most stringent quality checks, starting with proper inspection of components prior to the production process.

Quality control department performs inspections of all component deliveries by means of the most up-to-date tools, such as X-Ray Fischerscope to measure the thickness of individual layers of galvanized surfaces and to determine the composition of faucet body base material; profile projector to measure details of the tiniest components; various gauges; and last but not least, the salt-spray cabinet to simulate extreme conditions for materials being used. Each faucet is checked by means of an air-testing device; in addition, randomly selected samples are subject to the water test. Quality of out products is indisputable; that is why an extended warranty period is provided for most of them. Faucet bodies as well as ceramic cartridges are developed and manufactured in Roca plants in Spain, Portugal and China. Other components are supplied by leading global manufacturers: Tucai (Spain) stainless connecting hoses, Neoperl (Germany) aerators and non-return valves. Sophisticated Kardex storage system is employed for holding these components in storage. Production process always includes laser engraving of the JIKA logo at faucet handles and hand showers. Products offered by LAUFEN CZ are provided with all the necessary certificates for Czech and global markets. ISO 9001 certificate guarantees top quality level of LAUFEN CZ, s. r. o. products and activities at both European and global markets. Company's ISO 14001 certification proves that environmentally-friendly processes are thoroughly applied by LAUFEN CZ.



Jika faucets contain high quality ceramic cartouches with OPTIM ECO and Ecodisk system made by Kerox (Hungary) and Roca (Spain).



Perlators are made from special material on which limescale does not settle; thus, no more strenuous cleaning is necessary. Manufactured by Neoperl (Germany).



Top-quality Tucai (Spain) stainless connecting hoses.

numeric register

Article number	Set	Page	Article number	Set	Page	Article number	Set	Page
2.1182.1	OLYMP	171	2.5338.1	LYRA PLUS	235	2.9485.0	CUBITO	61
2.1182.2	OLYMP	171	2.5338.2	LYRA PLUS	235	2.9485.1	CUBITO	61
2.1182.3	OLYMP	171	2.5424.1	CUBITO PURE	65	2.9485.2	CUBITO	61
2.1183.1	OLYMP	171	2.5424.2	CUBITO PURE	65	2.9485.3	CUBITO	61
2.1183.2	OLYMP	171	2.5424.3	CUBITO PURE	65	2.9485.4	CUBITO	61
2.1193.1	PADANA	284	2.5438.1	LYRA PLUS	237	2.9498.0	ACCESSORIES	61, 98, 146, 232, 276
2.1193.2	PADANA	284	2.5438.2	LYRA PLUS	237	2.9498.3	ACCESSORIES	281, 282, 323
2.1193.3	PADANA	284	2.5524.1	CUBITO PURE	65	2.9555.6	ACCESSORIES	171, 285, 323
2.1193.4	PADANA	283	2.5524.2	CUBITO PURE	65	2.9610.6	MIO	99
2.1193.5	PADANA	283	2.5538.1	LYRA PLUS	237	2.9613.8	MIO	99
2.1208.0	NEO-RAVENA	282	2.5538.2	LYRA PLUS	237	2.9616.0	MIO	99
2.1209.0	NEO-RAVENA	282	2.5621.1	TIGO	147	2.9616.8	MIO	99
2.1213.0	NEO-RAVENA	282	2.5621.2	TIGO	147	2.9616.9	MIO	99
2.1215.3	NEO-RAVENA	282	2.5624.2	MIO	100	2.9629.3	TIGO	146
2.1216.0	NEO-RAVENA	282	2.5638.1	LYRA PLUS	237	2.9629.4	TIGO	146
2.1382.1	OLYMP	171	2.5638.2	LYRA PLUS	237	2.9629.5	TIGO	146
2.1382.2	OLYMP	171	2.5642.5	CUBITO	63	2.9629.6	TIGO	146
2.1382.3	OLYMP	171	2.5642.6	CUBITO	63	2.9629.7	TIGO	146
2.1407.0	SOFIA	285	2.5721.1	TIGO	147	2.9629.8	TIGO	146
2.1408.0	SOFIA	285	2.5721.2	TIGO	147	2.9649.0	CUBITO	61
2.1409.0	SOFIA	285	2.5742.5	CUBITO	63	2.9649.1	CUBITO	61
2.1642.0	PURE	33	2.5742.6	CUBITO	63	2.9649.2	CUBITO	61
2.1642.1	PURE	33	2.6742.0	PURE	34	2.9649.3	CUBITO	61
2.1642.2	PURE	33	2.6742.1	PURE	34	2.9649.4	CUBITO	61
2.1642.3	PURE	33	2.6742.2	PURE	34	2.9649.5	CUBITO	61
2.1642.4	PURE	33	2.6742.3	PURE	34	2.9671.0	MIO	99
2.1642.5	PURE	33	2.6742.4	PURE	34	2.9671.1	MIO	99
2.2021.0	TIGO	146	2.6742.5	PURE	34	2.9671.2	MIO	99
2.2042.0	CUBITO	61	2.6742.6	PURE	35	2.9671.3	MIO	99
2.2121.0	TIGO	146	2.6742.7	PURE	35	2.9671.5	MIO	99
2.2142.0	CUBITO	61	2.6742.8	PURE	35	2.9671.6	MIO	99
2.2221.0	TIGO	146	2.6742.9	PURE	34	2.9683.0	LYRA, OLYMP	233
2.2242.0	CUBITO	61	2.6842.0	PURE	34	2.9683.1	LYRA, OLYMP	233
2.2321.0	TIGO	146	2.6842.1	PURE	35	2.9683.2	LYRA, OLYMP	233
2.2342.0	CUBITO	61	2.6842.2	PURE	35	2.9683.6	LYRA, OLYMP	233
2.2442.0	CUBITO	61	2.6842.3	PURE	35	2.9683.7	LYRA, OLYMP	233
2.2518.0	TANZA	278	2.6842.4	PURE	35	2.9683.8	LYRA, OLYMP	233
2.2518.1	TANZA	278	2.6842.5	PURE	35	2.9686.3	ACCESSORIES	323
2.2519.0	TANZA	278	2.6842.6	PURE	35	2.9724.1	CUBITO PURE	66
2.2519.1	TANZA	278	2.6842.7	PURE	35	2.9724.2	CUBITO PURE	66
2.2520.0	TANZA	278	2.6842.8	PURE	35	2.9724.3	CUBITO PURE	66
2.2520.1	TANZA	278	2.6842.9	PURE	35	2.9738.1	LYRA PLUS	237
2.2521.0	TANZA	278	2.6942.0	PURE	35	2.9738.2	LYRA PLUS	237
2.2522.0	TANZA	278	2.6942.1	PURE	35	2.9842.0	PURE	33
2.2522.1	TANZA	278	2.6942.2	PURE	35	2.9842.1	PURE	33
2.2523.0	TANZA	278	2.6942.3	PURE	35	2.9842.2	PURE	33
2.2523.1	TANZA	278	2.6942.4	PURE	35	2.9842.3	PURE	33
2.2883.9	LYRA	233	2.6942.5	PURE	35	2.9842.4	PURE	33
2.2983.9	LYRA	233	2.6942.6	PURE	35	2.9842.5	PURE	33
2.3083.9	LYRA	233	2.6942.7	PURE	34	3.111J.1	NARIVA	261
2.3183.9	LYRA	233	2.6942.8	PURE	34	3.111J.7	NARIVA	261, 262
2.3271.0	MIO	99	2.9120.8	ACCESSORIES	323	3.111N.1	TALAS	268
2.3283.9	LYRA	233	2.9124.1	ACCESSORIES	323	3.111N.7	TALAS	268, 269
2.3400.0	RIGA	279	2.9124.4	ACCESSORIES	323	3.111U.1	OLYMP DEEP	173
2.3402.0	RIGA	279	2.9124.5	ACCESSORIES	323	3.111U.8	OLYMP DEEP	173
2.3403.0	RIGA	279	2.9124.8	CUBITO PURE	66	3.111V.1	MIO	101
2.3404.0	RIGA	279	2.9138.8	LYRA PLUS	236	3.111V.8	MIO	101
2.3405.0	RIGA	279	2.9224.0	ACCESSORIES	323	3.141T.2	SENSOR	274
2.3406.0	RIGA	279	2.9342.0	ACCESSORIES	323	3.151T.2	SENSOR	274
2.3407.0	RIGA	279	2.9342.1	ACCESSORIES	323	3.211J.7	NARIVA	262
2.3426.2	ALMA	277	2.9342.2	ACCESSORIES	323	3.211N.7	TALAS	269
2.3427.2	ALMA	277	2.9342.3	ACCESSORIES	323	3.211U.6	OLYMP DEEP	175
2.3437.2	PRAGA	277	2.9342.4	ACCESSORIES	323	3.211U.7	OLYMP DEEP	174
2.3438.2	PRAGA	277	2.9342.5	ACCESSORIES	323	3.211V.7	MIO	102
2.4224.3	CUBITO PURE	65	2.9342.6	ACCESSORIES	323	3.231U.7	OLYMP DEEP	175
2.4224.4	CUBITO PURE	65	2.9342.7	ACCESSORIES	323	3.311J.7	NARIVA	262, 263
2.4224.8	CUBITO PURE	65	2.9400.0	RIGA	279	3.311N.7	TALAS	269
2.4371.1	MIO	99	2.9401.2	ACCESSORIES	277, 278, 279, 323	3.311U.6	OLYMP DEEP	175
2.4371.9	MIO	99	2.9401.3	PRAGA	277, 279	3.311U.7	OLYMP DEEP	174
2.4471.1	MIO	99	2.9410.2	ALMA, PRAGA	279	3.311V.7	MIO	102, 103, 104
2.4471.9	MIO	99	2.9423.0	ACCESSORIES	33, 149, 283, 284, 323	3.331U.7	OLYMP DEEP	175
2.4571.1	MIO	99	2.9471.0	CUBITO, MIO, TIGO62, 67, 100, 113, 149		3.411J.1	NARIVA	262
2.4571.9	MIO	99	2.9471.1	CUBITO, MIO, TIGO62, 67, 100, 113, 149		3.411N.1	TALAS	268
2.4671.1	MIO	99	2.9471.2	CUBITO, MIO, TIGO62, 67, 100, 113, 149		3.411U.1	OLYMP DEEP	173
2.4671.9	MIO	99	2.9481.5	CUBITO, LYRA, MIO, TIGO, ACCESSORIES	61, 99, 146, 233, 277, 278, 279, 323	3.411V.1	MIO	102
2.4771.1	MIO	99	2.9481.6	CUBITO, LYRA, MIO, TIGO, ACCESSORIES	61, 99, 146, 233	3.511J.1	NARIVA	263
2.4771.9	MIO	99	2.9481.7	CUBITO, LYRA, MIO, TIGO, ACCESSORIES	61, 99, 146, 233, 277, 278, 279	3.511N.1	TALAS	269
2.4871.1	MIO	99	2.9481.8	CUBITO, LYRA, MIO, TIGO, ACCESSORIES	61, 99, 146, 233, 277, 278, 279, 323	3.511U.1	OLYMP DEEP	174
2.4871.9	MIO	99	2.9482.4	ACCESSORIES	171, 285	3.611R.0	RIO	271
2.5024.1	CUBITO PURE	67	2.9483.2	CUBITO	61	3.611R.2	RIO	271
2.5024.2	CUBITO PURE	67	2.9483.3	CUBITO	61	3.611X.2	CUBITO-N	71
2.5024.3	CUBITO PURE	67	2.9483.4	CUBITO	61	3.611X.3	CUBITO-N	71
2.5121.1	TIGO	149	2.9483.5	MIO	99	3.621R.0	RIO	271
2.5124.1	CUBITO PURE	66	2.9484.4	ACCESSORIES	171, 285	3.621X.0	CUBITO-N	72
2.5124.2	CUBITO PURE	66	2.9485.2	CUBITO	61	3.631R.0	RIO	272
2.5124.3	CUBITO PURE	66	2.9485.3	CUBITO	61	3.631X.0	CUBITO-N	71
2.5138.1	LYRA PLUS	235	2.9485.4	CUBITO	61	3.641X.0	CUBITO-N	71, 72
2.5138.2	LYRA PLUS	235	2.9485.5	MIO	99	3.651R.0	RIO	263, 266, 267, 270, 273
2.5324.1	CUBITO PURE	67				3.651X.0	CUBITO-N, MIO	70, 102, 103
2.5324.2	CUBITO PURE	67				3.661R.0	RIO	176, 244, 272
2.5324.3	CUBITO PURE	67				3.661X.0	CUBITO-N	70, 103

numeric register




Article number	Set	Page	Article number	Set	Page	Article number	Set	Page
3.671R.1	RIO	272	3.3527.7	LYRA	246	3.8573.1	CUBITO	75
3.671X.1	CUBITO-N	71, 103	3.4118.1	TIGO	151	3.8573.2	CUBITO	75
3.691R.0	RIO	272	3.4127.1	LYRA	241	3.8574.1	MIO	113
3.691X.0	CUBITO-N	71	3.4128.1	LYRA PLUS	239	3.8773.1	CUBITO	75
3.813A.1	BASIC	202	3.4142.1	CUBITO	69	3.8774.1	MIO	112
3.813A.2	BASIC	202	3.4171.1	MIO	106	3.8774.2	MIO	112
3.813A.3	BASIC	202	3.4172.1	DINO	264	3.8971.0	UNIVERSUM	305
3.813A.4	BASIC	202	3.5118.1	TIGO	153	3.8971.1	UNIVERSUM	304
3.813A.6	BASIC	202	3.5118.7	TIGO	151, 153	3.8971.2	UNIVERSUM	304
3.813B.1	PURE	37	3.5127.0	DINO, LYRA	241, 264	3.8971.3	UNIVERSUM	305
3.813B.2	PURE	37	3.5127.1	LYRA	243	3.8971.4	UNIVERSUM	304
3.813B.3	PURE	37	3.5127.7	LYRA	241	3.8971.5	UNIVERSUM	304
3.813B.4	PURE	37	3.5128.1	LYRA PLUS	239, 240	3.8971.6	UNIVERSUM	304
3.813B.6	PURE	36	3.5128.2	LYRA PLUS	239	3.8971.7	UNIVERSUM	305
3.813C.1	DESIGN	200	3.5171.1	MIO	107	3.8971.8	UNIVERSUM	305
3.813C.2	DESIGN	200	3.5172.1	DINO	266, 267	3.8971.9	UNIVERSUM	305
3.813C.3	DESIGN	200	3.5172.7	DINO	264, 265	3.8972.1	UNIVERSUM	304
3.813C.4	DESIGN	200	3.6027.0	LYRA, OLYMP DEEP	176, 242, 246	3.8972.2	UNIVERSUM	304
3.813D.3	GENERIC	203	3.6027.1	LYRA, OLYMP DEEP	176, 242, 246	3.8972.3	UNIVERSUM	305
3.813H.1	HERITAGE	201	3.6028.0	LYRA PLUS	239, 240	3.8972.4	UNIVERSUM	304
3.813H.2	HERITAGE	201	3.6028.1	LYRA PLUS	239, 240	3.8972.5	UNIVERSUM	304
3.813H.3	HERITAGE	201	3.6042.0	CUBITO	69, 70, 72	3.9127.0	LYRA, NARIVA, DINO, TALAS	243, 261, 264, 268
3.813H.4	HERITAGE	201	3.6042.1	CUBITO	69, 70, 72	3.9142.2	ACCESSORIES	324
3.813H.6	HERITAGE	201	3.6071.0	MIO	106, 107, 110	3.9171.0	CUBITO, ACCESSORIES	73, 111, 324
3.823A.1	BASIC	202	3.6071.1	MIO	106, 107, 110	3.9174.2	ACCESSORIES	324
3.823B.1	PURE	37	3.6127.0	LYRA PLUS	176, 244, 246	3.9199.2	ACCESSORIES	324
3.823H.1	HERITAGE	201	3.6142.0	CUBITO	70, 73	3.9199.6	ACCESSORIES	324
3.833A.1	BASIC	202	3.6171.0	MIO	110	3.9199.8	ACCESSORIES	324
3.833B.1	PURE	37	3.6227.0	LYRA	177, 246, 247, 267	3.9527.0	DINO, LYRA	241, 264
3.833B.2	PURE	36	3.6271.0	CUBITO, MIO	70, 111	4.0J42.0	CUBITO-N	52
3.833C.1	DESIGN	200	3.6342.0	CUBITO	70, 73	4.0J42.1	CUBITO-N	52
3.833C.2	DESIGN	200	3.6371.0	MIO	107, 111, 153, 176, 177, 240, 246, 247	4.0J42.2	CUBITO-N	52
3.833D.2	GENERIC	203	3.6427.0	LYRA	177, 247	4.0J42.3	CUBITO-N	53
3.833H.1	HERITAGE	201	3.6442.0	CUBITO	73	4.0J42.4	CUBITO-N	53
3.833H.2	HERITAGE	201	3.6471.0	MIO	111	4.0J42.5	CUBITO-N	53
3.843A.1	BASIC	202	3.6527.0	LYRA	177, 247, 267	4.0J42.6	CUBITO-N	54
3.843A.2	BASIC	202	3.6571.0	MIO	111	4.0J42.7	CUBITO-N	54
3.843B.1	PURE	37	3.6627.0	MIO	108	4.1J42.4	CUBITO-N	54
3.843B.2	PURE	37	3.6642.0	CUBITO, MIO	72, 108	4.3J42.0	CUBITO-N	55
3.843C.1	DESIGN	200	3.6727.0	LYRA	176, 244	4.3J42.1	CUBITO-N	55
3.843C.2	DESIGN	200	3.6742.0	CUBITO, MIO	72, 108	4.3J42.2	CUBITO-N	56
3.843D.0	GENERIC	203	3.6771.0	MIO	108, 246	4.3J42.4	CUBITO-N	56
3.843D.1	GENERIC	203	3.7018.9	ACCESSORIES, RIO	273, 324	4.6J42.0	CUBITO-N	57
3.843H.1	HERITAGE	201	3.7142.7	CUBITO	70, 73	4.6J42.1	CUBITO-N	57
3.843H.2	HERITAGE	201	3.7171.0	MIO	107, 111	4.6J42.2	CUBITO-N	57
3.853A.1	BASIC	202	3.7242.0	ACCESSORIES	46, 47, 48, 69, 73	4.6J42.3	CUBITO-N	57
3.853A.2	BASIC	202	3.7271.0	MIO, ACCESSORIES	48, 69, 85, 86, 88, 101, 102, 105, 106, 111, 161, 162, 298,	4.6J42.4	CUBITO-N	58
3.853B.1	PURE	37	3.7471.0	MIO, ACCESSORIES	48, 69, 85, 86, 88, 105, 161, 162, 298, 324	4.7J00.4	CUBITO-N	57, 58
3.853B.2	PURE	37	3.7473.0	ACCESSORIES	46, 47, 48, 69, 324	4.3411.1	MIO	94
3.853C.1	DESIGN	200	3.8121.1	TIGO	125, 133	4.3412.1	MIO	94
3.853C.2	DESIGN	200	3.8121.2	TIGO	125, 133	4.3413.1	MIO	94
3.853C.4	DESIGN	200	3.8121.3	TIGO	125, 133	4.3414.1	MIO	94
3.853D.3	GENERIC	203	3.8121.4	TIGO	125, 133	4.3415.1	MIO	95
3.853H.1	HERITAGE	201	3.8121.5	TIGO	125, 133	4.3416.1	MIO	95
3.853H.2	HERITAGE	201	3.8173.1	CUBITO	75	4.3417.1	MIO	94
3.853H.3	HERITAGE	201	3.8173.2	CUBITO	75	4.3417.2	MIO	94
3.863D.1	GENERIC	203	3.8173.3	CUBITO	75	4.3417.3	MIO	94
3.863D.2	GENERIC	203	3.8173.4	CUBITO	75	4.3417.4	MIO	94
3.893D.3	GENERIC	203	3.8173.5	CUBITO	75	4.3417.5	MIO	95
3.893D.5	GENERIC	203	3.8173.6	CUBITO	75	4.3417.6	MIO	95
3.1118.1	TIGO	151	3.8173.7	CUBITO	74	4.3417.8	MIO	97
3.1118.7	TIGO	151	3.8174.1	MIO	113	4.3418.0	MIO	96
3.1127.1	LYRA	241, 243	3.8174.2	MIO	113	4.3418.1	MIO	95
3.1128.1	LYRA PLUS	238	3.8174.3	MIO	113	4.3418.2	MIO	95
3.1128.7	LYRA PLUS	239	3.8174.4	MIO	113	4.3418.3	MIO	96
3.1142.1	CUBITO	69	3.8174.5	MIO	113	4.3419.1	MIO	97
3.1142.8	CUBITO	69	3.8174.6	MIO	113	4.3419.2	MIO	96
3.1171.1	MIO	106	3.8174.7	MIO	112	4.3419.3	MIO	96
3.1171.8	MIO	106	3.8174.8	MIO	113	4.3421.1	MIO, MIRRORS	97, 192
3.1172.1	DINO	264, 267	3.8174.9	MIO	113	4.3422.1	MIO, MIRRORS	97, 193
3.2042.6	CUBITO	70	3.8373.1	CUBITO	75	4.3423.1	MIO	97
3.2071.6	MIO	107	3.8373.2	CUBITO	75	4.5013.3	CUBITO-N	57, 58
3.2118.6	TIGO	152	3.8373.3	CUBITO	75	4.5195.1	LYRA PACK	231
3.2118.7	TIGO	152	3.8373.4	CUBITO	75	4.5195.2	LYRA PACK	231
3.2127.6	LYRA	242	3.8374.1	MIO	113	4.5196.1	LYRA PACK	231
3.2127.7	LYRA	242	3.8374.2	MIO	113	4.5196.2	LYRA PACK	231
3.2171.7	MIO	106	3.8374.3	MIO	113	4.5197.1	LYRA PACK	231
3.2172.7	DINO	265	3.8374.4	MIO	113	4.5280.1	LYRA PLUS	220
3.2242.7	CUBITO	69	3.8472.2	UNIVERSUM	305	4.5281.1	LYRA PLUS	220
3.2371.7	MIO	109	3.8473.1	CUBITO	74	4.5282.1	LYRA PLUS	220
3.3071.6	MIO	107	3.8473.2	CUBITO	74	4.5283.1	LYRA PLUS	220
3.3118.6	TIGO	152	3.8473.3	CUBITO	74	4.5284.1	LYRA PLUS	221
3.3118.7	TIGO	152	3.8473.4	CUBITO	74	4.5285.1	LYRA PLUS	221
3.3127.6	LYRA	242	3.8473.5	CUBITO	74	4.5286.1	LYRA PLUS	221
3.3127.7	LYRA	242	3.8473.7	CUBITO	70, 73	4.5286.2	LYRA PLUS	221
3.3128.2	LYRA PLUS	239	3.8474.1	MIO	112	4.5286.3	LYRA PLUS	221
3.3128.6	LYRA PLUS	240	3.8474.2	MIO	112	4.5287.1	LYRA PLUS	222
3.3171.7	MIO	106	3.8474.3	MIO	112	4.5287.2	LYRA PLUS	222
3.3172.7	DINO	266	3.8474.4	MIO	112	4.5287.3	LYRA PLUS	222
3.3242.7	CUBITO	70	3.8474.5	MIO	112	4.5287.4	LYRA PLUS	222
3.3371.7	MIO	109						

numeric register

Article number	Set	Page	Article number	Set	Page	Article number	Set	Page
4.5288.1	LYRA PLUS	222	4.5524.1	TIGO	144	8.1042.6	CUBITO	46
4.5288.2	LYRA PLUS	222	4.5524.2	TIGO	144	8.1071.1	MIO	85
4.5291.1	LYRA PLUS	222	4.5526.3	TIGO	143	8.1071.2	MIO	85
4.5291.2	LYRA PLUS	222	4.5526.4	TIGO	143	8.1071.3	MIO	85
4.5292.1	LYRA PLUS	223	4.5528.1	TIGO	142	8.1071.4	MIO	85
4.5292.2	LYRA PLUS	223	4.5528.2	TIGO	142	8.1121.2	TIGO	126
4.5293.1	LYRA PLUS	223	4.5529.1	TIGO	133	8.1142.2	CUBITO	47, 52
4.5310.1	LYRA	228	4.5529.2	TIGO	133	8.1142.3	CUBITO	47, 52
4.5311.1	LYRA	228	4.5529.3	TIGO	133	8.1142.4	CUBITO	47
4.5312.1	LYRA	228	4.5529.4	TIGO	133	8.1212.2	THALIA	314
4.5312.2	LYRA	228	4.5530.1	TIGO	137, 138, 139, 140, 141, 142, 143, 144	8.1221.6	TIGO	125
4.5313.1	LYRA	228				8.1221.7	TIGO	125
4.5313.2	LYRA	228	4.5531.1	TIGO	130, 131, 132, 133, 137, 138, 139, 140, 141, 143, 144	8.1221.8	TIGO	125
4.5314.1	LYRA	228				8.1221.9	TIGO	125
4.5314.2	LYRA	228	4.5532.1	TIGO	143	8.1242.1	CUBITO	47, 53
4.5315.1	LYRA	228	4.5550.2	ZETA	256	8.1242.2	CUBITO	47
4.5315.2	LYRA	229	4.5550.3	ZETA	256	8.1242.6	CUBITO	54
4.5316.1	LYRA	229	4.5550.4	ZETA	256	8.1261.1	OLYMP DEEP	161, 298
4.5316.2	LYRA	229	4.5550.5	ZETA	257	8.1261.2	OLYMP DEEP	161
4.5317.1	LYRA	229	4.5550.6	ZETA	257	8.1261.3	OLYMP DEEP	161
4.5317.2	LYRA	229	4.5552.2	ZETA	257	8.1261.4	OLYMP DEEP	161
4.5318.1	LYRA, MIRRORS	193, 229	4.5555.6	CUBE, MIRRORS	183, 193	8.1301.0	IBON	314
4.5319.1	LYRA, MIRRORS	193, 229	4.5555.7	CUBE, MIRRORS	183, 193	8.1301.1	IBON	314
4.5320.1	LYRA, MIRRORS	193, 229	4.5570.1	CLEAR	190	8.1338.1	LYRA PLUS	211, 220
4.5321.1	LYRA, MIRRORS	193, 229	4.5570.3	CLEAR	191	8.1338.2	LYRA PLUS	211, 220
4.5322.1	LYRA, MIRRORS	194, 230	4.5570.5	CLEAR	191	8.1338.3	LYRA PLUS	211, 220
4.5323.1	LYRA, MIRRORS	194, 230	4.5571.1	CLEAR	190	8.1338.4	LYRA PLUS	211, 220
4.5324.1	LYRA, MIRRORS	194, 230	4.5571.3	CLEAR	191	8.1338.5	LYRA PLUS	211, 221
4.5325.1	LYRA, MIRRORS	194, 230	4.5571.5	CLEAR	191	8.1338.7	LYRA PLUS	211, 221
4.5351.1	PETIT	185	4.5572.1	CLEAR	190	8.1339.1	ZETA	256
4.5351.2	PETIT	186	4.5572.3	CLEAR	191	8.1339.2	ZETA	256
4.5351.4	PETIT	187	4.5572.5	CLEAR	191	8.1339.3	ZETA	257
4.5360.1	CUBE	182	4.5573.1	CLEAR	190	8.1342.1	PURE	25
4.5360.2	CUBE	182	4.5573.3	CLEAR	191	8.1342.2	PURE	25
4.5361.1	CUBE	181	4.5573.5	CLEAR	191	8.1342.3	PURE	25
4.5361.2	CUBE	181	4.5576.1	CLEAR	190	8.1371.4	MIO	87, 301
4.5362.1	CUBE	180	4.5576.3	CLEAR	191	8.1421.7	TIGO	125
4.5362.2	CUBE	180	4.5576.5	CLEAR	191	8.1436.1	LYRA	231
4.5363.1	CUBE	181	4.5580.1	PURE	30	8.1436.4	LYRA	231
4.5364.1	CUBE	181	4.5580.2	PURE	30	8.1438.1	LYRA PLUS	210
4.5365.1	CUBE	182	4.5583.1	PURE	30	8.1438.2	LYRA PLUS	210
4.5365.2	CUBE	182	4.5583.2	PURE	30	8.1438.3	LYRA PLUS	210
4.5366.1	CUBE	183	4.5587.1	PURE	30	8.1438.4	LYRA PLUS	210
4.5366.2	CUBE	183	4.5587.2	PURE	30	8.1442.0	CUBITO	48, 54
4.5371.1	CUBE	183	4.5590.1	PURE	30	8.1442.2	PURE	25
4.5375.2	CUBE	182	4.5590.2	PURE	30	8.1471.2	MIO	87
4.5376.2	CUBE	182	4.5593.1	PURE	31	8.1471.5	MIO	86
4.5413.1	OLYMP DEEP	169	4.5593.2	PURE	31	8.1471.6	MIO	87
4.5413.2	OLYMP DEEP	169	4.5595.1	PURE	31	8.1471.7	MIO	87
4.5413.3	OLYMP DEEP	169	4.5595.2	PURE	31	8.1471.9	MIO	86
4.5413.4	OLYMP DEEP	169	4.9158.3	CUBE, ACCESSORIES	184, 322	8.1521.2	TIGO	126
4.5414.1	OLYMP DEEP	170	4.9158.4	CUBE, ACCESSORIES	184, 322	8.1538.1	LYRA PLUS	211
4.5414.2	OLYMP DEEP	170	4.9420.1	CLEAR	190	8.1538.2	LYRA PLUS	210
4.5415.1	OLYMP DEEP	170	4.9421.1	CLEAR	190	8.1539.0	ZETA	256
4.5415.2	OLYMP DEEP	170	4.9422.1	CLEAR	190	8.1539.3	ZETA	252
4.5416.1	OLYMP DEEP	170	4.9423.1	CLEAR	190	8.1561.4	OLYMP DEEP	161, 298
4.5416.3	OLYMP DEEP	170	4.9426.1	MIRRORS	192	8.1561.5	OLYMP DEEP	162
4.5416.5	OLYMP DEEP	170	4.9427.1	MIRRORS	192	8.1571.1	MIO	86
4.5416.7	OLYMP DEEP	170	4.9428.1	MIRRORS	192	8.1661.2	OLYMP	165
4.5510.2	TIGO	134	4.9429.1	MIRRORS	192	8.1661.4	OLYMP	164
4.5510.3	TIGO	134	4.9430.1	HORIZON	170, 184, 187, 195, 223, 230, 258	8.1742.2	CUBITO	48, 314
4.5510.4	TIGO	135				8.1939.1	LYRA PLUS, ZETA	210, 252
4.5510.6	TIGO	135	4.9430.2	SUNRISE	184, 187, 195, 223, 230	8.1961.0	OLYMP	161
4.5510.7	TIGO	136	4.9430.3	MOONBOX	184, 187, 195, 223, 230	8.1961.1	OLYMP	161, 298
4.5510.8	TIGO	136	4.9440.1	LYRA, ZETA, ACCESSORIES	231, 256, 257, 322	8.1971.1	MIO	85
4.5512.2	TIGO	137				8.1971.3	MIO	85
4.5512.3	TIGO	137	4.9440.2	CUBE, ACCESSORIES	184, 322	8.1995.0	LYRA PLUS	210, 252
4.5512.6	TIGO	137	4.9804.2	ACCESSORIES	322	8.1995.1	CUBITO	46, 47, 48
4.5512.7	TIGO	138	4.9804.3	ACCESSORIES	322	8.2021.3	TIGO	127
4.5512.8	TIGO	138	4.9804.5	ACCESSORIES	322	8.2039.6	ZETA	253
4.5514.2	TIGO	138	7.5254.3	ACCESSORIES	324	8.2042.2	CUBITO	49
4.5514.3	TIGO	139	7.8220.2	ACCESSORIES	127	8.2042.3	PURE	26
4.5514.4	TIGO	139	7G0053707R	ACCESSORIES	324	8.2061.0	OLYMP DEEP	162
4.5515.5	TIGO	130	7V0011900R	ACCESSORIES	325	8.2061.1	OLYMP	165
4.5515.6	TIGO	130	7V0017700R	ACCESSORIES	325	8.2064.2	OLYMP	303
4.5516.2	TIGO	139	7V0017900R	ACCESSORIES	325	8.2071.1	MIO	88
4.5516.3	TIGO	140	7V0018000R	ACCESSORIES	325	8.2071.4	MIO	89
4.5517.5	TIGO	130	7V0025600R	ACCESSORIES	325	8.2115.6	ROMAN	319
4.5517.6	TIGO	131	7V0025700R	ACCESSORIES	325	8.2115.7	ROMAN	319
4.5518.5	TIGO	131	7V0025800R	ACCESSORIES	325	8.2122.7	SAM	318
4.5518.6	TIGO	132	7V0026000R	ACCESSORIES	325	8.2137.7	DINO	315
4.5518.7	TIGO	131	8.1014.1	JIKA ART	335	8.2138.6	LYRA PLUS	213, 316
4.5518.8	TIGO	132	8.1021.2	TIGO	126	8.2138.7	LYRA PLUS	213, 316
4.5519.5	TIGO	132	8.1021.3	TIGO	126	8.2161.5	OLYMP DEEP	163
4.5519.6	TIGO	133	8.1021.5	TIGO	126	8.2174.6	ZETA	254, 317
4.5520.1	TIGO	140	8.1039.0	ZETA	252	8.2174.7	ZETA	254, 317
4.5520.2	TIGO	140	8.1039.1	ZETA	252	8.2203.6	BABY	298
4.5520.3	TIGO	141	8.1039.2	ZETA	252	8.2203.7	BABY	298
4.5520.4	TIGO	142	8.1042.2	CUBITO	46, 52	8.2239.6	ZETA	255, 318
4.5522.1	TIGO	141	8.1042.3	CUBITO	46, 53	8.2239.7	ZETA	255, 318
4.5522.2	TIGO	141	8.1042.4	CUBITO	46, 53	8.2261.6	OLYMP	166

PURE



bathroom series / **PURE**

Important decisions are not only made on the spot. We wanted to create a space for you in which you will be able to get a flavour of timeless elegance and live for the future with us. This will involve simple solutions, clear lines, and an elegant appearance.

PURE





This picture shows our new products - wall and floor tiles by Jika. Specifically, CITY Gris 30×60 R and CITY LAPATO Antracita 60×60 R tiles are depicted. Mio-N series faucets are installed in this bathroom, particularly a washbasin faucet with water-saving aerator and the flow rate of 5.7 l/min. The shower enclosure includes luxurious and thin head shower with the rain function, and the flow rate of only 12 l/min.



Fully covered Jika Pure WC is offered in both floor-standing and wallhung versions. Please note that in both cases it is not only attractive, but also very comfortable, as it was shaped based on design experience with the most comfortable chairs. Both WCs are designed for the installation height of 43 cm from the floor, reflecting not only physical needs of the elderly, but also those of taller people, as people have grown by as much as 10 cm in the last century. Both WCs employ fully-covered (concealed) drains, which means that they are invisible when looking either from the top or from the bottom at the floor height. Full covers are not only attractive, but also highly practical when it comes to bathroom maintenance. Their back leans directly to the bathroom wall, which makes wiping the floor around the WC very easy.



Practical Pure washbasins with the depth of 34.5 cm, wall-hung. Can be complemented by a spacious cabinet, a countertop, or merely a chrome-plated siphon.

No matter whether you choose a simple washbasin (50, 60, 80 × 34.5 cm) or a double washbasin (100 × 34.5 cm) with asymmetrically placed faucet, you save space and acquire additional comfortable space in your bathroom.



Q TEST
Product with this indication was subject to all qualitative tests.



10-year warranty for all ceramic products and bathroom accessories.



Special ceramic water-repellent finish, preventing deposition of both dirt and scale.



Sophisticated mechanism slows down seat closing.

ceramic products

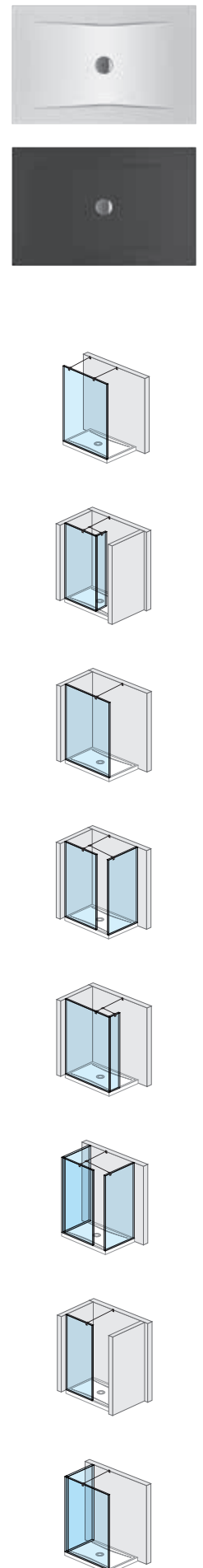


For our offer of concealed modules please see the chapter Concealed Modules.

furniture



shower trays and glass walls





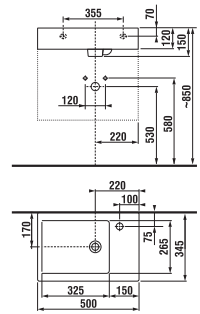
The shortest Jika double washbasin is merely 100 cm long, so it fits to even very small bathrooms. However, it can provide the necessary comfort and ample private room. It can be combined with a vanity unit with drawers, or merely with a designer chrome-plated siphons.



washbasin 50 cm



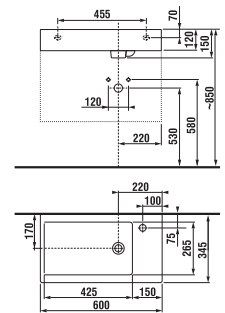
Article number	Description
8.1342.1.xxx.106.1	washbasin 50 cm, right



washbasin 60 cm



Article number	Description
8.1342.2.xxx.106.1	washbasin 60 cm, right

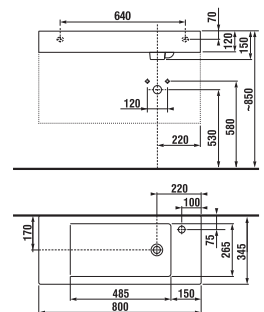


washbasin 80 cm




Article number	Description
8.1342.3.xxx.106.1	washbasin 80 cm, right*

*smoothing compound is included in the package

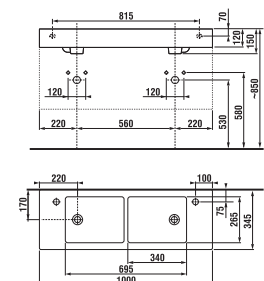


double washbasin 100 cm



Article number	Description
8.1442.2.xxx.104.1	double washbasin 100 cm with 2 tap holes*

*smoothing compound is included in the package



Mio washbasin faucets are recommended for these washbasins.

Product number xxx = colour number (000 white, 100 JIKA perla).



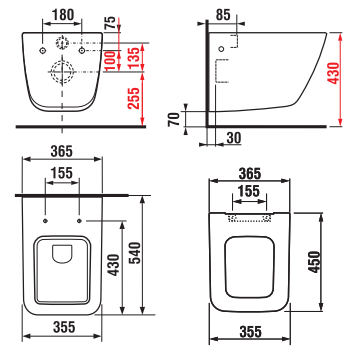
Spare parts can be found on page 321.

wallhung WC



NEW

Article number	Description
8.2042.3.xxx.000.1	wallhung WC, washdown flushing (including Easy fit installation kit)
Optional:	
8.9342.1.300.063.1	duroplast seat and cover, quick-mount system, stainless steel hinges
8.9342.2.300.063.1	duroplast seat and cover, quick-mount system, stainless steel hinges, Slowclose mechanism
8.9461.4.000.000.1	smoothing compound
8.9269.4.000.000.1	anti-noise and levelling pad
Spare parts:	
8.9283.8.000.000.1	Jika Easy fit concealed wall-mounting system



Please mind the connection height.

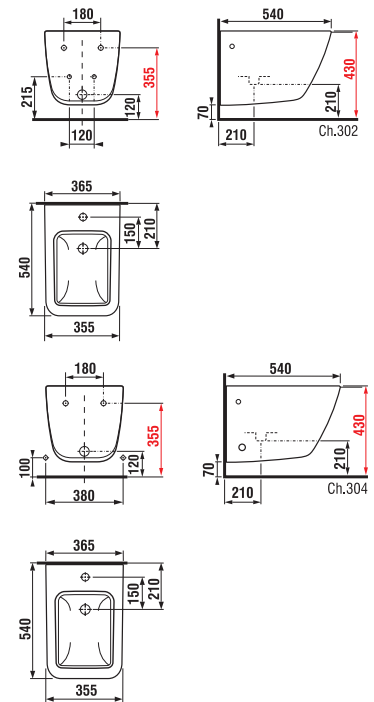


wallhung bidet



NEW

Article number	Description	yyy: 304	302
8.3042.1.xxx.yyy.1	wallhung bidet (including Easy fit installation kit)	x	x
Optional:			
8.9461.4.000.000.1	smoothing compound		
8.9269.4.000.000.1	anti-noise and levelling pad		
Spare parts:			
8.9283.8.000.000.1	Jika Easy fit concealed wall-mounting system		



Please mind the connection height.



We recommend Jika concealed modules for Jika ceramics ware. For our offer of concealed modules and flushing push-buttons please see p. 291-294.

Product number xxx = colour number (000 white, 100 JIKA perla).



000 white



100 JIKA perla

floorstanding WC

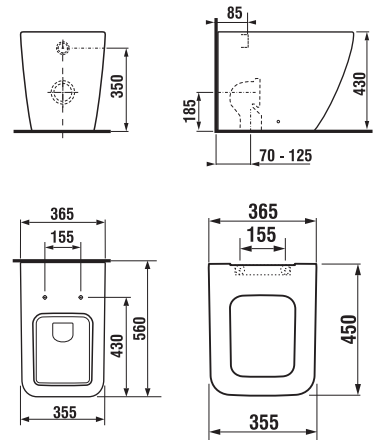


NEW

Article number Description
8.2342.4.xxx.000.1 floorstanding WC

Optional:
8.9342.1.300.063.1 duroplast seat and cover, quick-mount system, stainless steel hinges
8.9342.2.300.063.1 duroplast seat and cover, quick-mount system, stainless steel hinges, Slowclose mechanism
8.9461.4.000.000.1 smoothing compound
8.9269.4.000.000.1 anti-noise and levelling pad
8.9009.2.000.000.1 outlet elbow Vario for distances 70–220 mm

Spare parts:
8.9175.3.000.000.1 installation kit for WC



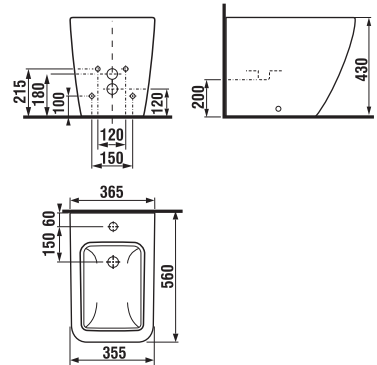
floorstanding bidet



NEW

Article number Description
8.3242.3.xxx.302.1 floorstanding bidet

Optional:
8.9175.3.000.000.1 installation kit for bidet



We recommend Jika concealed modules for Jika ceramics ware. For our offer of concealed modules and flushing push-buttons please see p. 291-294.

Product number xxx = colour number (000 white, 100 JIKA perla).



000 white



100 JIKA perla



TOTAL CLEAN

System of flushing channels all around the toilet pan rim for perfect rinsing, with a volume of 4.5/3 l.



ANTIBAK

Glazed inner ring and water closet drain prevents dirt from being trapped.



VARIO

Vario outlet permits a horizontal, vertical as well as oblique connection.



Spare parts can be found on page 321.

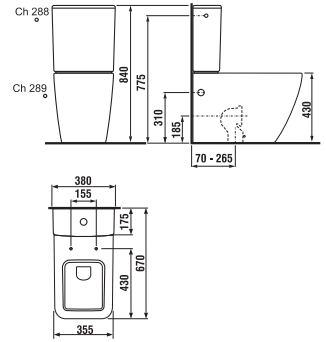
floorstanding WC COMBI universal



Article number	Description
8.2442.6.000.000.1	floorstanding WC combi universal (with tank 8.2842.2.000.288.1)
8.2842.2.000.288.1	toilet tank, water inlet on the side, incl. an element against the formation of condensation
8.2442.6.000.231.1	floorstanding WC combi universal (with tank 8.2842.3.000.289.1)
8.2842.3.000.289.1	toilet tank, bottom water inlet, incl. an element against the formation of condensation

Optional:

8.9342.1.300.063.1	duroplast seat and cover, easy- off & stainless steel hinges
8.9342.2.300.063.1	duroplast seat and cover, easy- off & stainless steel hinges, Slowclose

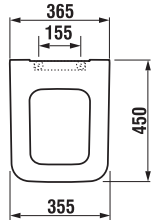


seat and cover



NEW

Article number	Description
8.9342.1.300.063.1	duroplast seat and cover, quick-mount system, stainless steel hinges
8.9342.2.300.063.1	duroplast seat and cover, quick-mount system, stainless steel hinges, Slowclose mechanism



We recommend Jika concealed modules for Jika ceramics ware. For our offer of concealed modules and flushing push-buttons please see p. 291-294.

Product number xxx = colour number (000 white, 100 JIKA perla).



000 white



100 JIKA perla



Modern seats with the Slowclose lowering system are a matter of course. Seats do not interfere with the overall design, they are light, featuring state-of-the-art sandwich structure, which means that WC seat is not overlapped by the lid. And by the way – it is the most state-of-the-art and breakthrough design solution for seats. In addition, seat installation is extremely simple thanks to its clamp-based mounting - just press it and the seat can be removed.



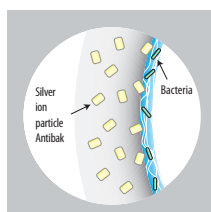
SLIM SEAT

Our new unique slim seat design is a perfect match to Pure WC design. Also available with Slowclose mechanism.



SLOWCLOSE

Sophisticated mechanism slows down seat closing.



ANTIBAK WC SEATS


The material used in these seats contains a component with antibacterial and antifungal effect.



Full draw out runners on the drawers.



Runners of the drawers with self close system.



30 000 CYCLES
The highest quality of the door fitting, tested 30 000 open/close cycles.

White has always been the timeless colour of our bathrooms. However, Pure series employs an ingenious combination of white and walnut. Just open the door and you will enjoy the smooth wood look of the shelves.



TEST 30 KG
The load capacity of the drawers min. 30 kg.

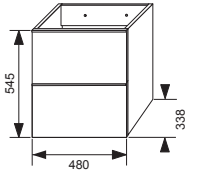
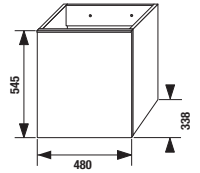
Luxurious look of drawers is highlighted by elegant chrome-plated handles above the white-painted front end. Shining handles act in a perfect harmony with designer ceramics.



vanity unit under washbasin 50 cm



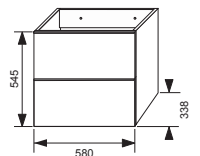
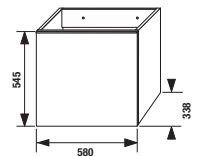
Article number	Description
4.5580.1.174.500.1	vanity unit under washbasin 50 cm, with 1 drawer
4.5580.2.174.500.1	vanity unit under washbasin 50 cm, with 2 drawers



vanity unit under washbasin 60 cm



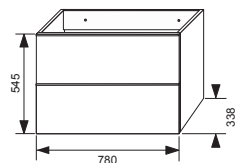
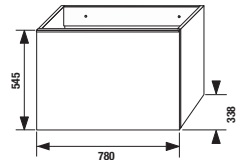
Article number	Description
4.5583.1.174.500.1	vanity unit under washbasin 60 cm, with 1 drawer
4.5583.2.174.500.1	vanity unit under washbasin 60 cm, with 2 drawers



vanity unit under washbasin 80 cm



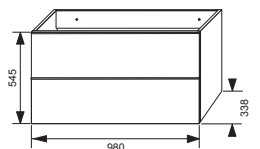
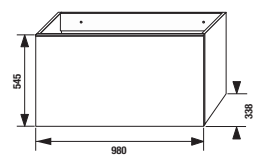
Article number	Description
4.5587.1.174.500.1	vanity unit under washbasin 80 cm, with 1 drawer
4.5587.2.174.500.1	vanity unit under washbasin 80 cm, with 2 drawers



vanity unit under double washbasin 100 cm



Article number	Description
4.5590.1.174.500.1	vanity unit under double washbasin 100 cm, with 1 drawer
4.5590.2.174.500.1	vanity unit under double washbasin 100 cm, with 2 drawers

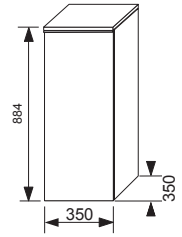


Mio washbasin faucets are recommended for these washbasins.

medium cabinet



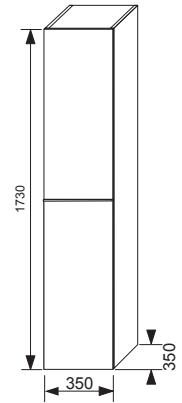
Article number	Description
4.5593.1.174.500.1	medium cabinet, 1 door left, 1 shelf
4.5593.2.174.500.1	medium cabinet, 1 door right, 1 shelf



tall cabinet



Article number	Description
4.5595.1.174.500.1	tall cabinet, 1 door left, 5 shelves
4.5595.2.174.500.1	tall cabinet, 1 door right, 5 shelves



Spare parts can be found on page 322.



Pure steel shower trays

Pure series steel shower trays are available in white and black variants, giving the Pure bathroom set an extra dimension. They perfectly match with the concept of clean lines and timeless elegance of a bathroom of the future.

Benefits

- Extended 30-year warranty
- Height of only 3 cm
- Premium quality steel
- White and black variants available
- Anti-slip treatment available for both variants

steel shower tray, white rectangle

NEW



ANTISLIP

shower tray with anti-slip surface



Article number	Description
2.1642.0.xxx.000.1	Pure 1200 × 800 mm shower tray, steel, with anti-noise pads*
2.1642.2.xxx.000.1	Pure 1300 × 800 mm shower tray, steel, with anti-noise pads*
2.1642.4.xxx.000.1	Pure 1400 × 800 mm shower tray, steel, with anti-noise pads*
2.1642.1.xxx.000.1	Pure 1200 × 900 mm shower tray, steel, with anti-noise pads*
2.1642.3.xxx.000.1	Pure 1300 × 900 mm shower tray, steel, with anti-noise pads*
2.1642.5.xxx.000.1	Pure 1400 × 900 mm shower tray, steel, with anti-noise pads*

*Made-to-order product.

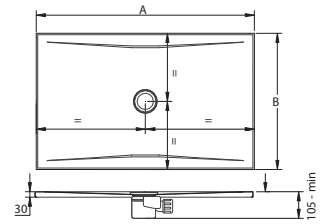
Pure shower trays are suitable for floor-level integration.

charge 000 - white
charge 600 - Antislip

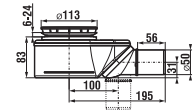
Pure trays are shallow; therefore we recommend 2.9423.0 siphon with increased flow rate of 54 l/min.

Optional:

2.9423.0.000.000.1 Siphon for shower trays, ∅ 90 mm, stainless cover ∅ 113 mm, flow rate of 54 l/min, including mounting fixtures



	A	B
2.1642.0	1200	800
2.1642.2	1300	800
2.1642.4	1400	800
2.1642.1	1200	900
2.1642.3	1300	900
2.1642.5	1400	900



steel shower tray, black rectangle

NEW



ANTISLIP

shower tray with anti-slip surface



Article number	Description
2.1642.0.xxx.000.1	Pure 1200 × 800 mm shower tray, steel, with anti-noise pads*
2.1642.2.xxx.000.1	Pure 1300 × 800 mm shower tray, steel, with anti-noise pads*
2.1642.4.xxx.000.1	Pure 1400 × 800 mm shower tray, steel, with anti-noise pads*
2.1642.1.xxx.000.1	Pure 1200 × 900 mm shower tray, steel, with anti-noise pads*
2.1642.3.xxx.000.1	Pure 1300 × 900 mm shower tray, steel, with anti-noise pads*
2.1642.5.xxx.000.1	Pure 1400 × 900 mm shower tray, steel, with anti-noise pads*

*Made-to-order product.

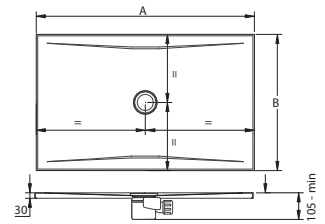
Pure shower trays are suitable for floor-level integration.

charge 016 - black
charge 616 - Antislip

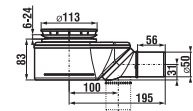
Pure trays are shallow; therefore we recommend 2.9423.0 siphon with increased flow rate of 54 l/min.

Optional:

2.9423.0.000.000.1 Siphon for shower trays, ∅ 90 mm, stainless cover ∅ 113 mm, flow rate of 54 l/min, including mounting fixtures



	A	B
2.1642.0	1200	800
2.1642.2	1300	800
2.1642.4	1400	800
2.1642.1	1200	900
2.1642.3	1300	900
2.1642.5	1400	900



frame for Pure tray

Article number	Description
2.9842.0.000.000.1	Frame for 1200 × 800 mm Pure tray; dimensions: 1160 × 760 mm
2.9842.1.000.000.1	Frame for 1200 × 900 mm Pure tray; dimensions: 1160 × 860 mm
2.9842.2.000.000.1	Frame for 1300 × 800 mm Pure tray; dimensions: 1260 × 760 mm
2.9842.3.000.000.1	Frame for 1300 × 900 mm Pure tray; dimensions: 1260 × 860 mm
2.9842.4.000.000.1	Frame for 1400 × 800 mm Pure tray; dimensions: 1360 × 760 mm
2.9842.5.000.000.1	Frame for 1400 × 900 mm Pure tray; dimensions: 1360 × 860 mm

Pure shower trays can also be installed into a frame. For more information on installation options please read the mounting instructions at www.jika.eu.



Spare parts can be found on page 323.

Pure variable glass screens



Give your bathroom modern and exclusive image with our Pure glass screens. Special glass screens can be combined in many ways to make your shower enclosure perfectly fit to the space available in your bathroom. It is extremely simple to set up a shower enclosure using Pure glass screens.

Benefits

- 8 mm safety glass
- Special JIKA Perla surface treatment
- Simple cleaning of Glass surfaces
- Compatible not only with Pure series steel shower trays, but also Padana shower trays made of poured marble
- Pure glass is also a perfect choice for floor surfaces

GLASS
8 mm

GUARANTEE
5 YEARS

made
in EU

HEIGHT
2000 mm

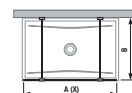
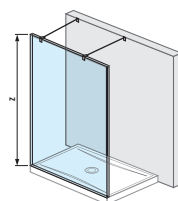


JIKAPERLA
GLASS

glass wall, fixed

NEW

Article number	Description
2.6742.0.002.668.1	glass wall, fixed 120 cm, for a shower tray 120×80 cm and 120×90 cm, JIKA Perla Glass finish, incl. two brackets
2.6742.1.002.668.1	glass wall, fixed 130 cm, for a shower tray 130×80 cm and 130×90 cm, JIKA Perla Glass finish, incl. two brackets
2.6742.2.002.668.1	glass wall, fixed 140cm, for a shower tray 140×80 cm and 140×90 cm, JIKA Perla Glass finish, incl. two brackets

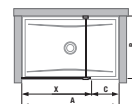
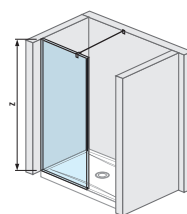


Article number	Glass dimensions (mm)		Shower tray dimensions (mm)	
	X	Z	A	B
2.6742.0	1 180	2 000	1 200	800/900
2.6742.1.	1 280	2 000	1 300	800/900
2.6742.2	1 380	2 000	1 400	800/900

glass wall, side-mounted

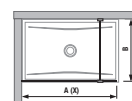
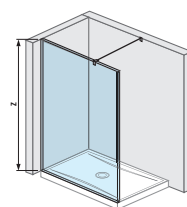
NEW

Article number	Description
2.6742.9.002.668.1	glass wall, side-mounted 68 cm, for a shower tray 120×80 cm, 120×90 cm, 130×80 cm and 130×90 cm, JIKA Perla Glass finish, incl. side moulding and a bracket
2.6842.0.002.668.1	glass wall, side-mounted 79,5 cm, for a shower tray 140×80 cm and 140×90 cm, JIKA Perla Glass finish, incl. side moulding and a bracket



Article number	Glass dimensions (mm)		Shower tray dimensions (mm)		Entrance dimensions (mm)
	X	Z	A	B	C
2.6742.9	684	2 000	1 200/1300	800/900	516/616
2.6842.0	784	2 000	1 400	800/900	616

Article number	Description
2.6742.3.002.668.1	glass wall, side-mounted 120 cm, for shower trays 120×80 cm and 120×90 cm, JIKA Perla Glass finish, incl. side moulding and a bracket
2.6742.4.002.668.1	glass wall, side-mounted 130 cm, for shower trays 130×80 cm and 130×90 cm, JIKA Perla Glass finish, incl. side moulding and a bracket
2.6742.5.002.668.1	glass wall, side-mounted 140 cm, for shower trays 140×80 cm and 140×90 cm, JIKA Perla Glass finish, incl. side moulding and a bracket
2.6942.7.002.668.1	glass wall, side-mounted 88 cm, for shower tray 90×90 cm, JIKA Perla Glass finish, incl. side moulding and a bracket
2.6942.8.002.668.1	glass wall, side-mounted 98 cm, for shower tray 100×80 cm, JIKA Perla Glass finish, incl. side moulding and a bracket

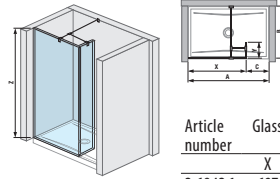


Article number	Glass dimensions (mm)		Shower tray dimensions (mm)	
	X	Z	A	B
2.6742.3	1 184	2 000	1 200	800/900
2.6742.4	1 284	2 000	1 300	800/900
2.6742.5	1 384	2 000	1 400	800/900
2.6942.7	884	2 000	900	900
2.6942.8	984	2 000	1 000	800

glass wall, side-mounted, incl. short glass

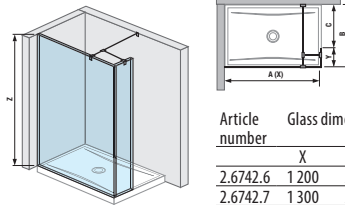
NEW

Article number	Description
2.6842.1.002.668.1	glass wall, side-mounted 68 cm, for shower trays 120×80 cm, 120×90 cm, 130×80 cm and 130×90 cm, JIKA Perla Glass finish, incl. short glass, moulding to join two glass panes, side moulding and a bracket
2.6842.2.002.668.1	glass wall, side-mounted 79,5 cm, for shower trays 140×80 cm and 140×90 cm, JIKA Perla Glass finish, incl. short glass, moulding to join two glass panes, side moulding and a bracket



Article number	Glass dimensions (mm)			Shower tray dimensions (mm)		Entrance dimensions (mm)
	X	Y	Z	A	B	C
2.6842.1	697	200	2 000	1 200/1300	800/900	503/603
2.6842.2	797	200	2 000	1 400	800/900	603

Article number	Description
2.6742.6.002.668.1	glass wall, side-mounted 120 cm, for shower trays 120×80 cm and 120×90 cm, JIKA Perla Glass finish, incl. short glass, moulding to join two glass panes, side moulding and a bracket
2.6742.7.002.668.1	glass wall, side-mounted 130 cm, for shower trays 130×80 cm and 130×90 cm, JIKA Perla Glass finish, incl. short glass, moulding to join two glass panes, side moulding and a bracket
2.6742.8.002.668.1	glass wall, side-mounted 140 cm, for shower trays 140×80 cm and 140×90 cm, JIKA Perla Glass finish, incl. short glass, moulding to join two glass panes, side moulding and a bracket

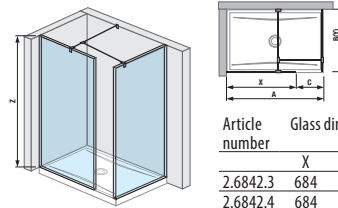


Article number	Glass dimensions (mm)			Shower tray dimensions (mm)		Entrance dimensions (mm)
	X	Y	Z	A	B	C
2.6742.6	1 200	200	2 000	1 200	800/900	600/700
2.6742.7	1 300	200	2 000	1 300	800/900	600/700
2.6742.8	1 400	200	2 000	1 400	800/900	600/700

walk in, corner version

NEW

Article number	Description
2.6842.3.002.668.1	walk in, corner version, 68×80 cm for a shower trays 120×80 cm, 130×80 cm, incl. two side mouldings and a bracket, JIKA Perla Glass finish
2.6842.4.002.668.1	walk in, corner version, 68×90 cm for a shower trays 120×90 cm, 130×90 cm, incl. two side mouldings and a bracket, JIKA Perla Glass finish
2.6842.5.002.668.1	walk in, corner version, 79,5×80 cm for a shower tray 140×80 cm, incl. two side mouldings and a bracket, JIKA Perla Glass finish
2.6842.6.002.668.1	walk in, corner version, 79,5×90 cm for a shower tray 140×90 cm, incl. two side mouldings and a bracket, JIKA Perla Glass finish

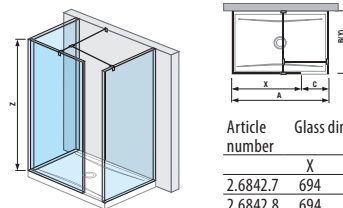


Article number	Glass dimensions (mm)			Shower tray dimensions (mm)		Entrance dimensions (mm)
	X	Y	Z	A	B	C
2.6842.3	684	784	2 000	1 200/1300	800	516/616
2.6842.4	684	884	2 000	1 200/1300	900	516/616
2.6842.5	784	784	2 000	1 400	800	516
2.6842.6	784	884	2 000	1 400	900	516

walk in, corner version

NEW

Article number	Description
2.6842.7.002.668.1	walk in 68×80 cm for shower trays 120×80 cm, 130×80 cm, incl. two side mouldings, moulding to join two glass panes and a bracket, JIKA Perla Glass finish
2.6842.8.002.668.1	walk in 68×90 cm for shower trays 120×90 cm, 130×90 cm, incl. two side mouldings, moulding to join two glass panes and a bracket, JIKA Perla Glass finish
2.6842.9.002.668.1	walk in 79,5×80 cm for shower tray 140×80 cm, incl. two side mouldings, moulding to join two glass panes and a bracket, JIKA Perla Glass finish
2.6942.0.002.668.1	walk in 79,5×90 cm for shower tray 140×90 cm, incl. two side mouldings, moulding to join two glass panes and a bracket, JIKA Perla Glass finish

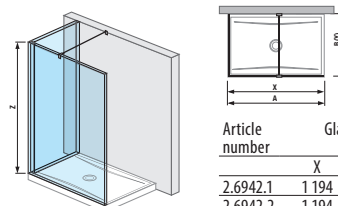


Article number	Glass dimensions (mm)			Shower tray dimensions (mm)		Entrance dimensions (mm)
	X	Y	Z	A	B	C
2.6842.7	694	784	2 000	1 200/1300	800	506/606
2.6842.8	694	884	2 000	1 200/1300	900	506/606
2.6842.9	794	784	2 000	1 400	800	606
2.6942.0	794	884	2 000	1 400	900	606

„L“ glass wall

NEW

Article number	Description
2.6942.1.002.668.1	„L“ glass wall 120×80 cm for shower tray 120×80 cm, incl. side moulding, moulding to join two glass panes and a bracket, JIKA Perla Glass finish
2.6942.2.002.668.1	„L“ glass wall 120×90 cm for shower tray 120×90 cm, incl. side moulding, moulding to join two glass panes and a bracket, JIKA Perla Glass finish
2.6942.3.002.668.1	„L“ glass wall 130×80 cm for shower tray 130×80 cm, incl. side moulding, moulding to join two glass panes and a bracket, JIKA Perla Glass finish
2.6942.4.002.668.1	„L“ glass wall 130×90 cm for shower tray 130×90 cm, incl. side moulding, moulding to join two glass panes and a bracket, JIKA Perla Glass finish
2.6942.5.002.668.1	„L“ glass wall 140×80 cm for shower tray 140×80 cm, incl. side moulding, moulding to join two glass panes and a bracket, JIKA Perla Glass finish
2.6942.6.002.668.1	„L“ glass wall 140×90 cm for shower tray 140×90 cm, incl. side moulding, moulding to join two glass panes and a bracket, JIKA Perla Glass finish



Article number	Glass dimensions (mm)			Shower tray dimensions (mm)	
	X	Y	Z	A	B
2.6942.1	1 194	784	2 000	1 200	800
2.6942.2	1 194	884	2 000	1 200	900
2.6942.3	1 294	784	2 000	1 300	800
2.6942.4	1 294	884	2 000	1 300	900
2.6942.5	1 394	784	2 000	1 400	800
2.6942.6	1 394	884	2 000	1 400	900



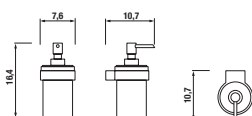
Spare parts can be found on page 323.



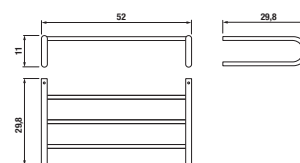
Pure series bathroom accessories are gentle and smooth to the touch. Pure bathroom accessories are soft and smooth to the touch. The combination of matte white glass and chrome elevates this practical accessory to a designer titbit that completes a perfect masterpiece. We provide 10-year warranty.



Article number	Description
3.833B.2.004.100.1	liquid soap dispenser, wall mounted, complete set, 200 ml, chrome



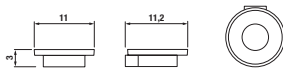
Article number	Description
3.813B.6.004.000.1	bath towel rack with towel bar, 50 x 30 cm, chrome



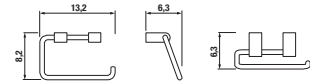
Spare parts can be found at www.jika.eu, section **FOR PROFESSIONALS**.



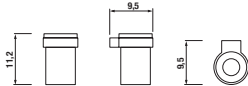
Article number Description
3.833B.1.004.000.1 glass soap dish, wall mounted, chrome



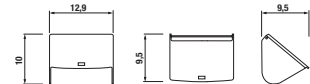
Article number Description
3.843B.2.004.100.1 paper holder without cover, chrome



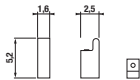
Article number Description
3.823B.1.004.000.1 glass tumbler holder, wall mounted, complete, chrome



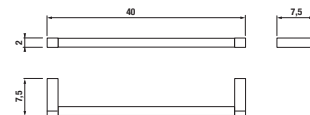
Article number Description
3.843B.2.004.000.1 paper holder with cover, chrome



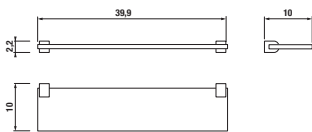
Article number Description
3.813B.3.004.000.1 hook, chrome



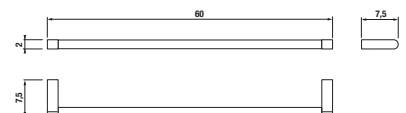
Article number Description
3.813B.1.004.000.1 towel rack 40 cm, chrome



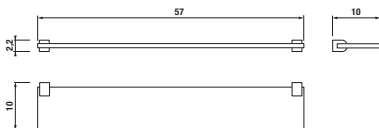
Article number Description
3.853B.1.004.000.1 glass shelf 40 cm, chrome



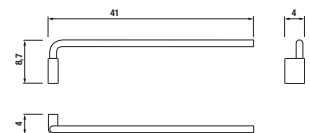
Article number Description
3.813B.2.004.000.1 towel rack 60 cm, chrome



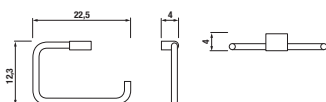
Article number Description
3.853B.2.004.000.1 glass shelf 60 cm, chrome



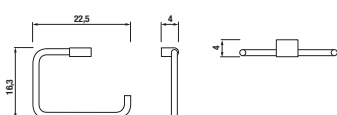
Article number Description
3.813B.1.004.400.1 gyrotory towel rack, 41 cm, chrome



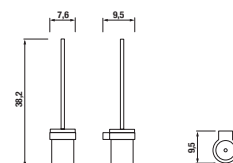
Article number Description
3.813B.4.004.000.1 towel ring 22.5 x 12.5 cm, chrome




Article number Description
3.813B.4.004.400.1 towel ring 22.5 x 16.5 cm, chrome



Article number Description
3.843B.1.004.000.1 toilet brush, chrome



CUBITO



bathroom series / **CUBITO**

The clean and modern design of sanitary ware, furniture and accessories is based on straight-line geometry of current trends. In white, combining glossy paint and chrome-plated handles, it is a timeless stylish choice. Naturally, the luxurious Cubito series of the Jika brand brings perfect technical workmanship focused on functionality.





This picture shows our new products - wall and floor tiles by Jika. Specifically, Melbourne Beige B6 31x61 wall tiles and Sicily Beige B6 45x45 floor tiles are depicted.



MAGIC FIX





Asymmetrical washbasins represent the current solution for the bathroom space, not only for unusual bathrooms. Cubito 75 cm washbasin with space to put things, either on the left or on the right as required, uses every single centimetre of space even in very small rooms. Cubito series washbasins are perfectly complemented by our Mio-N series faucets.



Vanity unit in combination with Cubito little washbasin occupies just negligible space in the bathroom. With the width of 45 cm and depth of merely 25 cm it can contain not only toiletries, but also cleaning agents.



MAGIC FIX





Double washbasin with furniture, in white variant, will give your bathroom perfectly fresh, clean and modern image. The vanity unit offers ample storage room in its two drawers. This shower enclosure includes an extra slim Cubito-N head shower with the rain function and the flow rate of only 12 l/min.



No matter whether you opt for white bathroom furniture or any of our wooden décors, your choice will always be right. Bathroom furniture in oak or dark pine-tree décor will make your bathroom pleasantly warm. White Cubito furniture, on the other hand, represents the most traditional bathroom choice.



MAGIC FIX





This picture shows our new products - wall and floor tiles by Jika. Specifically, Focus Gris 60×60 R and Focus Dekor Gris 60×60 tiles are depicted.

A shower column with a single lever mixer is installed in this shower enclosure; its main benefits include a head shower (dia. 200 mm) height-adjustable in the range of 400 mm, a hand-spray with four functions, and a shower hose equipped with anti-twist system.



Cubito furniture series offers a broad range of combinations of various cabinet types and surface décors. The product range also includes washtops with cut-outs for 45-75 cm washbasins, vanity units or a roller container that can be complemented by a seat cushion. Washtop support can also be used as a towel rail.




MAGIC **FIX**



ceramic products



furniture



For our offer of concealed modules please see the chapter Concealed Modules

bathtubs and bath screens



shower enclosures and doors



A complete range of shower trays can be found in the Other bathtubs and shower trays section.

faucets



accessories



CUBITO

recommended accessories



DESIGN

GENERIC

Design and Generic series bathroom accessories can be found in the Bathroom Accessories section.

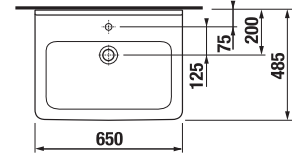
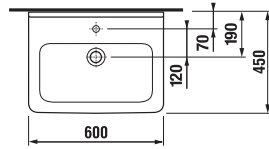
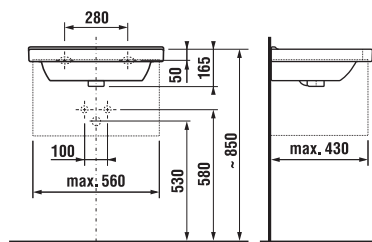
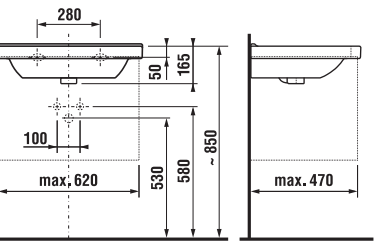
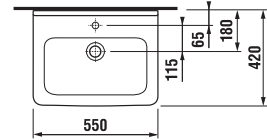
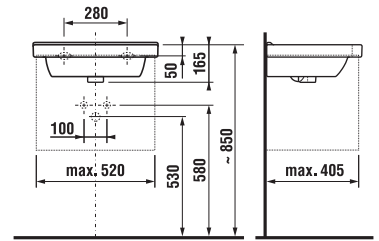
washbasin 55, 60, 65 cm



Article number	Description	yyy: 104	109
8.1042.2.xxx.yyy.1	washbasin 55 cm	x	x
8.1042.3.xxx.yyy.1	washbasin 60 cm	x	x
8.1042.4.xxx.yyy.1	washbasin 65 cm	x	x
8.1995.1.000.028.1	siphon cover with installation kit (art. nr.: 8.9001.5.000.000.1)		

Optional:

8.9034.9.000.000.1	installation kit for washbasins
3.7473.0.004.000.1	washbasin siphon Cubito 5/4" – 32 mm, chrome, brass
3.7242.0.004.010.1	angle valve Cubito 3/8"–1/2", chrome, 2 pcs



washbasin 85 cm

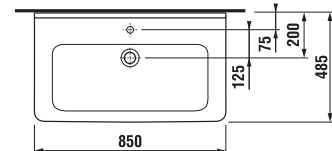
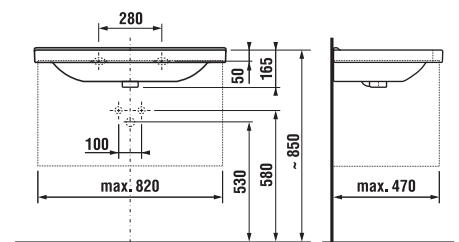


Article number	Description	yyy: 104
8.1042.6.xxx.yyy.1	washbasin 85 cm*	x
8.1995.1.000.028.1	siphon cover with installation kit (art. nr.: 8.9001.5.000.000.1)	

*smoothing compound is included in the package

Optional:

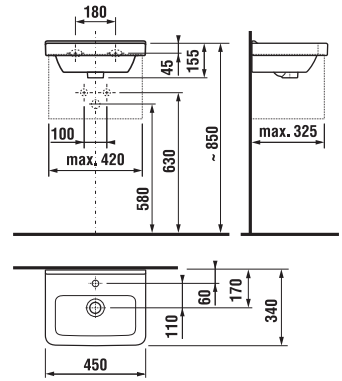
8.9034.9.000.000.1	installation kit for washbasins
3.7473.0.004.000.1	washbasin siphon Cubito 5/4" – 32 mm, chrome, brass
3.7242.0.004.010.1	angle valve Cubito 3/8"–1/2", chrome, 2 pcs



small washbasin 45 cm



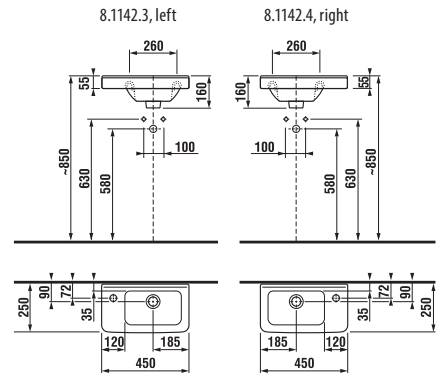
Article number	Description	yyy: 104
8.1142.2.xxx.yyy.1	small washbasin 45 cm	x
Optional:		
8.9034.9.000.000.1	installation kit for washbasins	
3.7473.0.004.000.1	washbasin siphon Cubito 5/4" – 32 mm, chrome, brass	
3.7242.0.004.010.1	angle valve Cubito 3/8"–1/2", chrome, 2 pcs	



asymmetric small washbasin 45 cm



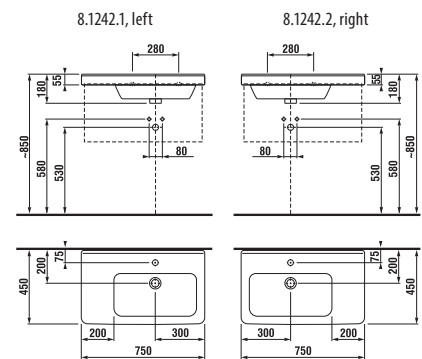
Article number	Description	yyy: 105	106
8.1142.3.xxx.yyy.1	asymmetric small washbasin 45 cm, with installation kit, left	x	
8.1142.4.xxx.yyy.1	asymmetric small washbasin 45 cm, with installation kit, right		x
Optional:			
3.7473.0.004.000.1	washbasin siphon Cubito 5/4" – 32 mm, chrome, brass		
3.7242.0.004.010.1	angle valve Cubito 3/8"–1/2", chrome, 2 pcs		



asymmetric washbasin 75 cm



Article number	Description	yyy: 104	109
8.1242.1.xxx.yyy.1	asymmetric washbasin 75 cm, left	x	x
8.1242.2.xxx.yyy.1	asymmetric washbasin 75 cm, right	x	x
8.1995.1.000.028.1	siphon cover with installation kit (art. nr.: 8.9001.5.000.000.1)		
Optional:			
8.9034.9.000.000.1	installation kit for washbasins		
3.7473.0.004.000.1	washbasin siphon Cubito 5/4" – 32 mm, chrome, brass		
3.7242.0.004.010.1	angle valve Cubito 3/8"–1/2", chrome, 2 pcs		



Product number xxx = colour number (000 white, 100 JIKA perla).



Spare parts can be found on page 321.

double washbasin 130 cm

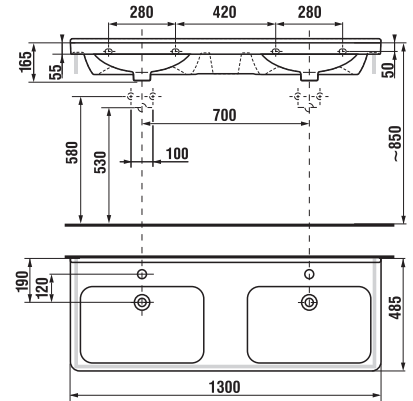


Article number	Description	yyy: 104	109
8.1442.0.xxx.yyy.1	double washbasin 130 cm*	x	x
8.1995.1.000.028.1	siphon cover with installation kit (art.nr.: 8.9001.5.000.000.1)		

Optional:

3.7473.0.004.000.1	washbasin siphon Cubito 5/4" – 32 mm, chrome, brass
--------------------	---

*smoothing compound is included in the package



double washbasin 130 cm with siphon cover



Article number	Description	yyy: 104	109
8.1442.0.xxx.yyy.1	double washbasin 130 cm*	x	x
8.1995.1.000.028.1	siphon cover with installation kit (art.nr.: 8.9001.5.000.000.1)		

*smoothing compound is included in the package

Optional:

8.9034.9.000.000.1	installation kit for washbasins
3.7473.0.004.000.1	washbasin siphon Cubito 5/4" – 32 mm, chrome, brass
3.7242.0.004.010.1	angle valve Cubito 3/8"–1/2", chrome, 2 pcs



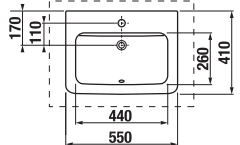
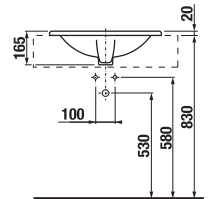
MAGIC FIX



drop-in washbasin



Article number	Description
8.1742.2.000.104.1	drop-in washbasin, 55 cm, 1 tap hole



JIKA perla

washbasin siphon and angle valve



Accessories	
8.9034.9.000.000.1	installation kit for washbasins (for double washbasin order 2 pcs)
3.7473.0.004.000.1	Cubito washbasin siphon, 5/4" – 32 mm, chrome, brass
3.7242.0.004.010.1	Cubito angle valve 3/8"–1/2", chrome, 2 pcs



recommended



Accessories	
8.9034.9.000.000.1	installation kit for washbasins
3.7471.0.004.000.1	washbasin siphon Mio 5/4" – 32 mm, chrome, brass
3.7271.0.004.010.1	angle valve Mio 3/8"–1/2", chrome, 2 pcs

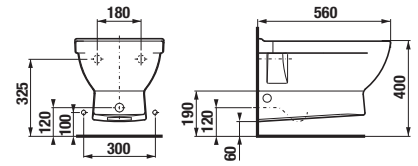


wallhung bidet

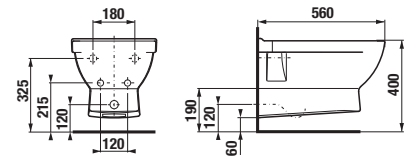
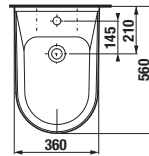


JIKA **perla**

Article number	Description	yyy: 304	302
8.3142.2.xxx.yyy.1	wallhung bidet	x	x
Optional:			
8.9034.9.000.890.1	installation kit with white covers		
8.9034.9.000.891.1	installation kit with chrome-plated covers		



Ch. 304



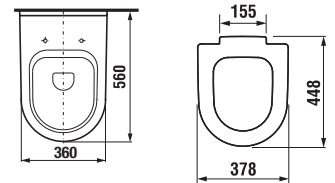
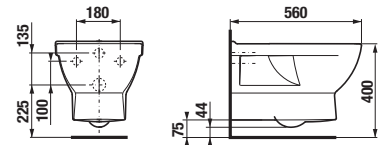
Ch. 302

wallhung WC



JIKA **perla** **total CLEAN** **SLOWCLOSE**

Article number	Description
8.2042.2.xxx.000.1	wallhung WC
Optional:	
8.9271.1.300.000.1	duroplast seat and cover Mio with antibacterial treatment, fast-clamping steel hinges
8.9271.2.300.000.1	duroplast seat and cover Mio with antibacterial treatment, with lowering system Slowclose



With Cubito furniture series we recommend Pure series floorstanding and wallhung WCs and bidets - please see pages 26-28.
With Cubito furniture series we recommend Mio series floorstanding WCs, WC combinations and bidets - please see pages 90-91.

Product number xxx = colour number (000 white, 100 JIKA perla).



Spare parts can be found on page 321.

JIKA **perla**

JIKA PERLA

A water-repellent surface finish preventing water, dust and scale accumulation on ceramic surfaces. Possible to order for any ceramic products of MIO or CUBITO.



total CLEAN

TOTAL CLEAN

System of flushing channels all around the toilet pan rim for perfect rinsing.




SLOWCLOSE

SLOWCLOSE

Sophisticated mechanism slowing down seat closing.





- ① Quality runners with fully extendable mechanism and the slow-closing system
- ② Vanity units with drawers are always combined with the space-saving Jika siphon 8.9424.6.000.000.1
- ③ Drawers with no siphon cut-out provide more space for all your necessities
- ④ Taller drawers = room for taller detergent containers
- ⑤ Contemporary wooden décors featuring the texture and depth of genuine solid wood
- ⑥ Hettich runners with lifelong quality guarantee
- ⑦ Hettich runners with optional 3D adjustment feature - ideal for product's function and its perfect looks



- ⑧ Runners for under-counter vanity units feature push-to-open function - to allow for easy drawer opening by simply pushing the drawer front (no handles are installed)
- ⑨ Additional drawer railings hold taller items in place while keeping the drawer front perfectly vertical

30 000 CYCLES
 The highest quality of the door fitting, tested 30 000 open/close cycles.

WATERPROOF + ABS
 ABS edges glued by PUR glue = maximum level of the water resistance and adhesion.

TEST 30 KG
 The load capacity of the drawers min. 30 kg.

Runners of the drawers with self close system.

Full draw out runners on the drawers.



The minimalist and clean design of small Cubito-N cabinets is attractive at the very first sight, giving your bathroom a truly contemporary image.



Side-mounted wallhung vanity units include quality glass shelves that take up minimum space. These units employ a wallhung fitting system with 3D adjustment feature.



Quality door hinges with an integrated Slowclose mechanism.



Glamorous surface of five-layer glossy white varnish applied to white front faces.



Vanity units, starting with the smallest one, employ a wallhung fitting system with 3D adjustment feature.



The sleek handle, flush-mounted with door edge, is highly convenient.

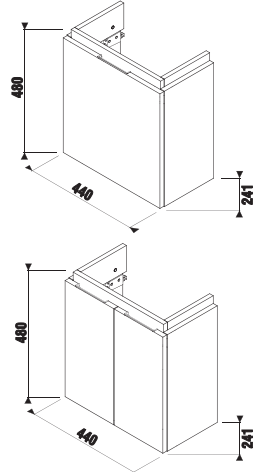
vanity unit for asymmetric small washbasin 45 cm



NEW

Article number	Description	Colour		
		dark pine	oak	white glossy
4.0J42.0.100.500.1	vanity unit for asymmetric small washbasin 45x25 cm 8.1142.3/4, swivel doors			x
4.0J42.0.100.461.1	vanity unit for asymmetric small washbasin 45x25 cm 8.1142.3/4, swivel doors	x		
4.0J42.0.100.519.1	vanity unit for asymmetric small washbasin 45x25 cm 8.1142.3/4, swivel doors		x	
4.0J42.0.200.500.1	vanity unit for asymmetric small washbasin 45x25 cm 8.1142.3/4, 2 doors			x
4.0J42.0.200.461.1	vanity unit for asymmetric small washbasin 45x25 cm 8.1142.3/4, 2 doors	x		
4.0J42.0.200.519.1	vanity unit for asymmetric small washbasin 45x25 cm 8.1142.3/4, 2 doors		x	

Please combine these vanity units with the space-saving Jika siphon 8.9424.6.000.000.1.



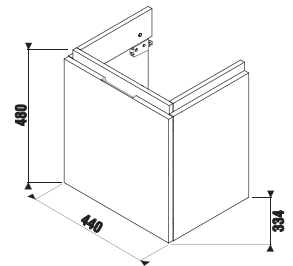
vanity unit for small washbasin 45 cm



NEW

Article number	Description	Colour		
		dark pine	oak	white glossy
4.0J42.1.301.500.1	vanity unit for small washbasin 45x34 cm 8.1142.2, 1 drawer			x
4.0J42.1.301.461.1	vanity unit for small washbasin 45x34 cm 8.1142.2, 1 drawer	x		
4.0J42.1.301.519.1	vanity unit for small washbasin 45x34 cm 8.1142.2, 1 drawer		x	

Please combine these vanity units with the space-saving Jika siphon 8.9424.6.000.000.1.

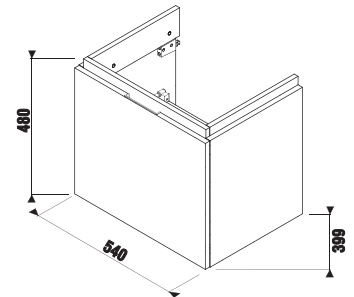


vanity unit for washbasin 55 cm



NEW

Article number	Description	Colour		
		dark pine	oak	white glossy
4.0J42.2.301.500.1	vanity unit for washbasin 55 cm 8.1042.2, 1 drawer			x
4.0J42.2.301.461.1	vanity unit for washbasin 55 cm 8.1042.2, 1 drawer	x		
4.0J42.2.301.519.1	vanity unit for washbasin 55 cm 8.1042.2, 1 drawer		x	



Please combine these vanity units with the space-saving Jika siphon 8.9424.6.000.000.1.

Please combine Cubito-N set with mirrors and lights specified in another section of this catalogue.

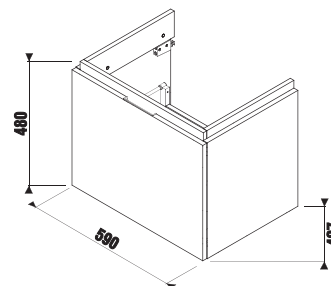
vanity unit for washbasin 60 cm



NEW

Article number	Description	Colour		
		dark pine	oak	white glossy
4.0J42.3.301.500.1	vanity unit for washbasin 60 cm 8.1042.3, 1 drawer			x
4.0J42.3.301.461.1	vanity unit for washbasin 60 cm 8.1042.3, 1 drawer	x		
4.0J42.3.301.519.1	vanity unit for washbasin 60 cm 8.1042.3, 1 drawer		x	

Please combine these vanity units with the space-saving Jika siphon 8.9424.6.000.000.1.



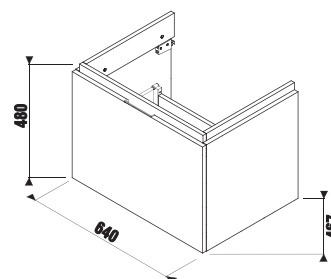
vanity unit for washbasin 65 cm



NEW

Article number	Description	Colour		
		dark pine	oak	white glossy
4.0J42.4.301.500.1	vanity unit for washbasin 65 cm 8.1042.4, 1 drawer			x
4.0J42.4.301.461.1	vanity unit for washbasin 65 cm 8.1042.4, 1 drawer	x		
4.0J42.4.301.519.1	vanity unit for washbasin 65 cm 8.1042.4, 1 drawer		x	

Please combine these vanity units with the space-saving Jika siphon 8.9424.6.000.000.1.



vanity unit for washbasin 75 cm



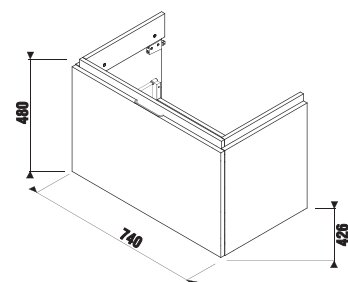
NEW

Article number	Description	Colour		
		dark pine	oak	white glossy
4.0J42.5.301.500.1	vanity unit for washbasin 75 cm 8.1242.1/2, 1 drawer			x
4.0J42.5.301.461.1	vanity unit for washbasin 75 cm 8.1242.1/2, 1 drawer	x		
4.0J42.5.301.519.1	vanity unit for washbasin 75 cm 8.1242.1/2, 1 drawer		x	

 Spare parts can be found on page 322.

Please combine these vanity units with the space-saving Jika siphon 8.9424.6.000.000.1.

Please combine Cubito-N set with mirrors and lights specified in another section of this catalogue.

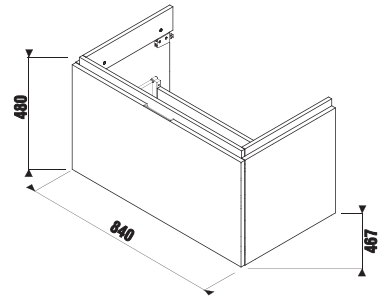


vanity unit for washbasin 85 cm



NEW

Article number	Description	Colour		
		dark pine	oak	white glossy
4.0J42.6.301.500.1	vanity unit for washbasin 85 cm 8.1042.6, 1 drawer			x
4.0J42.6.301.461.1	vanity unit for washbasin 85 cm 8.1042.6, 1 drawer	x		
4.0J42.6.301.519.1	vanity unit for washbasin 85 cm 8.1042.6, 1 drawer		x	



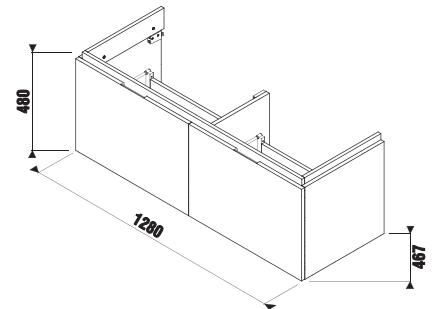
Please combine these vanity units with the space-saving Jika siphon 8.9424.6.000.000.1.

vanity unit for double washbasin 130 cm



NEW

Article number	Description	Colour		
		dark pine	oak	white glossy
4.0J42.7.401.500.1	vanity unit for double washbasin 130 cm 8.1442.0, 2 drawers			x
4.0J42.7.401.461.1	vanity unit for double washbasin 130 cm 8.1442.0, 2 drawers	x		
4.0J42.7.401.519.1	vanity unit for double washbasin 130 cm 8.1442.0, 2 drawers		x	

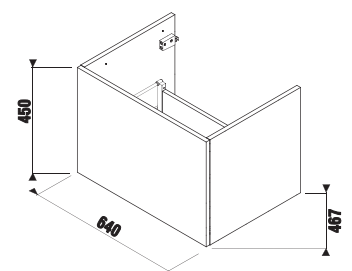


Please combine these vanity units with the space-saving Jika siphon 8.9424.6.000.000.1.

under-washtop vanity unit



Article number	Description	Colour		
		dark pine	oak	white glossy
4.1J42.4.301.500.1	under-washtop vanity unit, 64 cm, 1 drawer			x
4.1J42.4.301.461.1	under-washtop vanity unit, 64 cm, 1 drawer	x		
4.1J42.4.301.519.1	under-washtop vanity unit, 64 cm, 1 drawer		x	



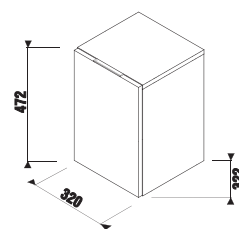
Please combine these vanity units with the space-saving Jika siphon 8.9424.6.000.000.1.

Please combine Cubito-N set with mirrors and lights specified in another section of this catalogue.

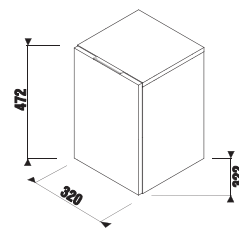
small cabinet



NEW



left doors



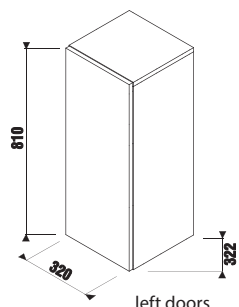
right doors

Article number	Description	Colour		
		dark pine	oak	white glossy
4.3J42.0.110.500.1	small cabinet, 1 door (left hinged), 1 glass shelf			x
4.3J42.0.110.461.1	small cabinet, 1 door (left hinged), 1 glass shelf	x		
4.3J42.0.110.519.1	small cabinet, 1 door (left hinged), 1 glass shelf		x	
4.3J42.0.120.500.1	small cabinet, 1 door (right hinged), 1 glass shelf			x
4.3J42.0.120.461.1	small cabinet, 1 door (right hinged), 1 glass shelf	x		
4.3J42.0.120.519.1	small cabinet, 1 door (right hinged), 1 glass shelf		x	

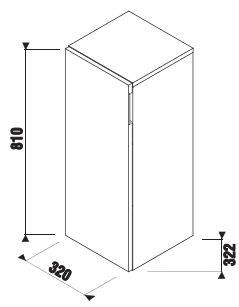
medium cabinet



NEW



left doors



right doors

Article number	Description	Colour		
		dark pine	oak	white glossy
4.3J42.1.110.500.1	medium cabinet, 1 door (left hinged), 2 glass shelves			x
4.3J42.1.110.461.1	medium cabinet, 1 door (left hinged), 2 glass shelves	x		
4.3J42.1.110.519.1	medium cabinet, 1 door (left hinged), 2 glass shelves		x	
4.3J42.1.120.500.1	medium cabinet, 1 door (right hinged), 2 glass shelves			x
4.3J42.1.120.461.1	medium cabinet, 1 door (right hinged), 2 glass shelves	x		
4.3J42.1.120.519.1	medium cabinet, 1 door (right hinged), 2 glass shelves		x	

Please combine Cubito-N set with mirrors and lights specified in another section of this catalogue.

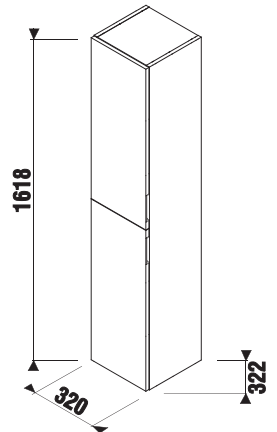


Spare parts can be found on page 322.

tall cabinet



NEW

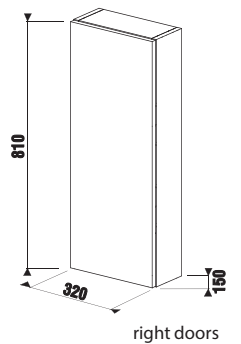
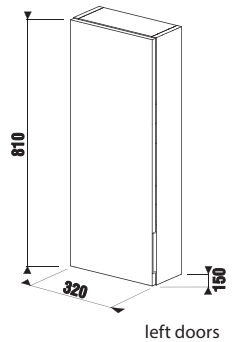


Article number	Description	Colour		
		dark pine	oak	white glossy
4.3J42.2.230.500.1	tall cabinet, 2 doors (left/right hinged), 5 shelves (1 fixed, 4 glass)			x
4.3J42.2.230.461.1	tall cabinet, 2 doors (left/right hinged), 5 shelves (1 fixed, 4 glass)	x		
4.3J42.2.230.519.1	tall cabinet, 2 doors (left/right hinged), 5 shelves (1 fixed, 4 glass)		x	

medium shallow cabinet



NEW



Article number	Description	Colour		
		dark pine	oak	white glossy
4.3J42.4.110.500.1	medium shallow cabinet, 1 door (left hinged), 2 glass shelves			x
4.3J42.4.110.461.1	medium shallow cabinet, 1 door (left hinged), 2 glass shelves	x		
4.3J42.4.110.519.1	medium shallow cabinet, 1 door (left hinged), 2 glass shelves		x	
4.3J42.4.120.500.1	medium shallow cabinet, 1 door (right hinged), 2 glass shelves			x
4.3J42.4.120.461.1	medium shallow cabinet, 1 door (right hinged), 2 glass shelves	x		
4.3J42.4.120.519.1	medium shallow cabinet, 1 door (right hinged), 2 glass shelves		x	

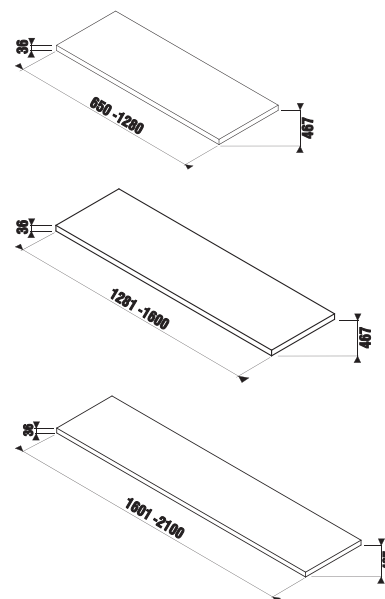
Please combine Cubito-N set with mirrors and lights specified in another section of this catalogue.

made-to-measure washtop



NEW

Article number	Description	Colour		
		white	dark pine	oak
4.6J42.0.010.500.1	atypical washtop, cuttable 65 - 128 cm, without cut-out, without supports	x		
4.6J42.0.010.461.1	atypical washtop, cuttable 65 - 128 cm, without cut-out, without supports		x	
4.6J42.0.010.519.1	atypical washtop, cuttable 65 - 128 cm, without cut-out, without supports			x
4.6J42.1.010.500.1	atypical washtop, cuttable 128.1-160 cm, without cut-out, without supports	x		
4.6J42.1.010.461.1	atypical washtop, cuttable 128.1-160 cm, without cut-out, without supports		x	
4.6J42.1.010.519.1	atypical washtop, cuttable 128.1-160 cm, without cut-out, without supports			x
4.6J42.2.010.500.1	atypical washtop, cuttable 160.1-210 cm, without cut-out, without supports	x		
4.6J42.2.010.461.1	atypical washtop, cuttable 160.1-210 cm, without cut-out, without supports		x	
4.6J42.2.010.519.1	atypical washtop, cuttable 160.1-210 cm, without cut-out, without supports			x
4.7J00.4.000.000.1	support for made-to-measure washtops, adjustable, white	x		
4.5013.3.172.000.1	support for made-to-measure washtops, adjustable, silver	x		

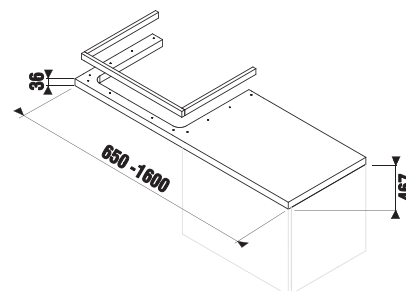


countertops with 1 cut-out



NEW

Article number	Description	Colour		
		white	dark pine	oak
4.6J42.3.011.500.1	atypical countertop 65-160 cm, for washbasins Cubito 45-75 cm, 1 1 cut-out left/right, without supports	x		
4.6J42.3.011.461.1	atypical countertop 65-160 cm, for washbasins Cubito 45-75 cm, 1 1 cut-out left/right, without supports		x	
4.6J42.3.011.519.1	atypical countertop 65-160 cm, for washbasins Cubito 45-75 cm, 1 1 cut-out left/right, without supports			x
4.7J00.4.000.000.1	support for made-to-measure washtops, adjustable, white	x		
4.5013.3.172.000.1	support for made-to-measure washtops, adjustable, silver	x		



For washbasin countertop ordering form please see the end of the section Cubito-N furniture. Please specify the countertop length (rounded to centimetres) in the form.

Please combine Cubito-N set with mirrors and lights specified in another section of this catalogue.



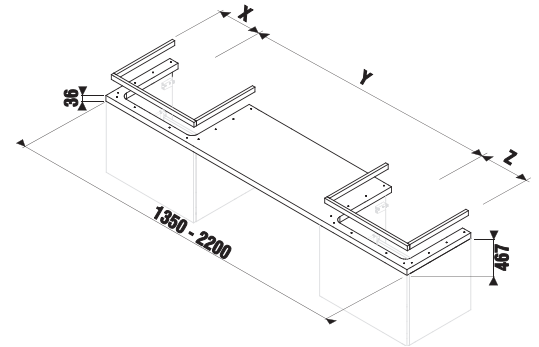
Spare parts can be found on page 322.

countertops with 2 cut-outs



NEW

Article number	Description	Countertop colour		
		white	dark pine	oak
4.6J42.4.014.500.1	atypical countertop 135-220 cm, for washbasins Cubito 45-75 cm, 1 cut-out left/right, without supports	x		
4.6J42.4.014.461.1	atypical countertop 135-220 cm, for washbasins Cubito 45-75 cm, 1 cut-out left/right, without supports		x	
4.6J42.4.014.519.1	atypical countertop 135-220 cm, for washbasins Cubito 45-75 cm, 1 cut-out left/right, without supports			x
4.7J00.4.000.000.1	support for made-to-measure washtops, adjustable, white	x		
4.5013.3.172.000.1	support for made-to-measure washtops, adjustable, silver	x		




For washbasin countertop ordering form please see the end of the section Cubito-N furniture. Please specify the countertop length (rounded to centimetres) in the form.

First-generation Cubito furniture

Cubito furniture has already celebrated eight successful years of production. During that time it has become a true best-seller, subject to evolutionary changes year after year. Our product range has expanded step by step based on the requirements and needs of our customers, until we have reached the today's portfolio. As we keep expanding and improving the range of products offered by Jika, we have reached the point at which we need to redesign our Cubito furniture as well, in order to keep it attractive. At the market there is a constant inflow of new materials, surface décors, and new technical solutions for the bathroom furniture, which have also been employed while designing our new Cubito furniture. And because many people need some time to accept a new solution and get used to new things, we still offer the option to order the first-generation Cubito furniture until the end of 2015 under these favourable terms:

- Full product range from our 2014/2015 catalogue
- Identical prices, i.e. those from our 2014/2015 catalogue
- Terms and conditions applicable to 2014/2015
- Delivery period only 1 week longer (as work-in-process volumes are currently lower)



For the complete product range of the first-generation Cubito furniture please see Jika 2014/2015 catalogues and our web site: www.jika.eu

ORDER FORM FOR CUBITO FURNITURE WASHBASIN COUNTERS

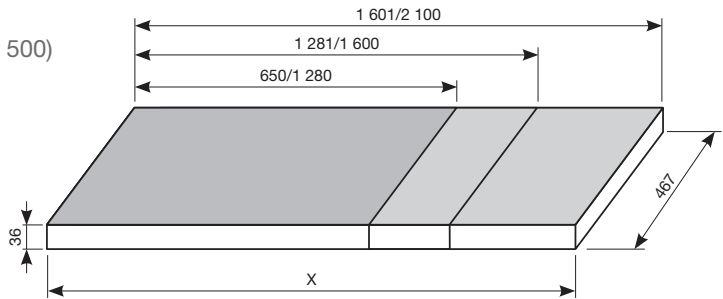
WASHBASIN COUNTERS WITH CUT-OUTS CAN ONLY BE USED IN COMBINATION WITH CUBITO 45-75 CM WASHBASINS.

Washbasin counters without cut-out

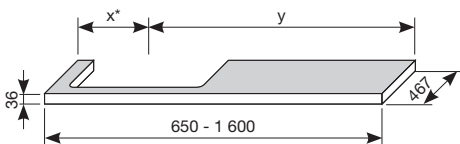
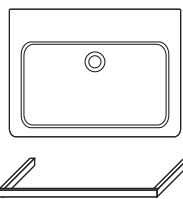
(available in these colours: dark pine - 461, oak - 519, white - 500)

- 4.6J42.0 650-1 280 mm x cm
- 4.6J42.1 1 281-1 600 mm x cm
- 4.6J42.2 1 601-2 100 mm x cm

Please specify the washtop length rounded to centimetres.

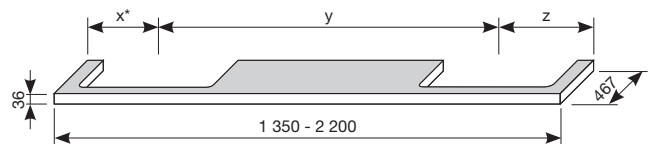
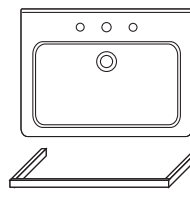


Made-to-fit washbasin counters



- 4.6J42.3 x cm
- y cm

Please specify the washtop length rounded to centimetres.



- 4.6J42.4 x cm
- y cm
- z cm

Please specify the washtop length rounded to centimetres.

with washbasins

- 45 x 34 cm
- 55 cm
- 60 cm
- 65 cm
- 75 cm

with washbasins

- 45 x 34 cm
- 55 cm
- 60 cm
- 65 cm
- 75 cm

*** Minimum „x“ dimension for individual washbasins:**

- washbasin 45 cm - 215 mm washbasin 55 cm - 265 mm
- washbasin 60 cm - 290 mm washbasin 65 cm - 315 mm
- washbasin 75 cm - 365 mm

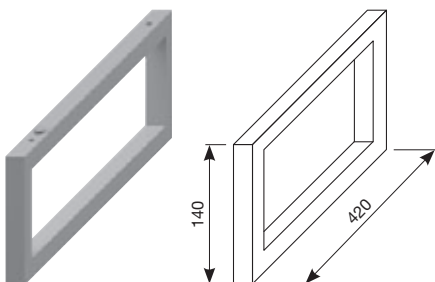
- with these dimensions you will always have extra 55 mm for a washbasin collar

Warning: Standalone washbasin counters must be fitted with sufficient supports (please see the mounting instructions).

Make sure to reinforce your washtop at the edges of the washbasin cut-out, plus use additional braces depending on the washtop length. All washbasin counters with cut-outs can be used in combination with Cubito 45-75 cm washbasins. In your order please specify the Article number of the selected washbasin.

Console for supporting washtop

Please consult the required number with a sales specialist. The number depends on the cut-out location and washbasin counter length.



- 4.5013.3.172.000.1 silver pcs
- 4.7J00.4.000.000.1 matte white pcs

Order number:

Ordered:



Cubito bathtub represents a natural and dominant piece in any bathroom. Its characteristic geometrical contours combined with clean front panel make the whole bathroom space complete. It is made of top-quality 100% acrylic polymer that can be cleaned with ease and is pleasant to touch. The bathtub is available in five sizes, from the smallest 160 × 70 cm up to the luxurious 180 × 80 cm.

Benefits

- The material of acrylic bathtubs features good insulation properties, making their surfaces nicely warm. JIKA sanitary acryl keeps its colour for a long time and it is easy to clean.
- Acrylic panels provide for quick and easy attachment by means of special mounting system, thus being a suitable alternative to costly walling-in. Panels are made of the same quality 100% acryl, which is easy to clean – similarly to bathtubs.
- If necessary, they provide for an easy access to piping underneath the bathtub.



100% ACRYLIC

All our bathtubs and trays are made from 100% acryl.

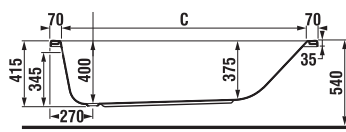
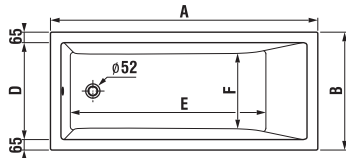


Made in the European Union.

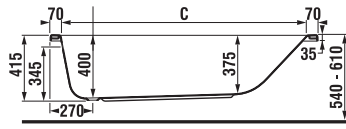


5 years guarantee on bathtubs.

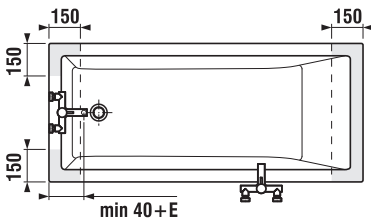
bathtub



With panel



Without panel



These areas are recommended for placing a bathtub outlet or a bathtub mixer outlet.

Areas shown in this colour that are not recommended for placing a bathtub outlet or a bathtub mixer outlet.



Headrests made of polyurethane for your perfect comfort in the bathroom.
2.9498.0.087.000.1

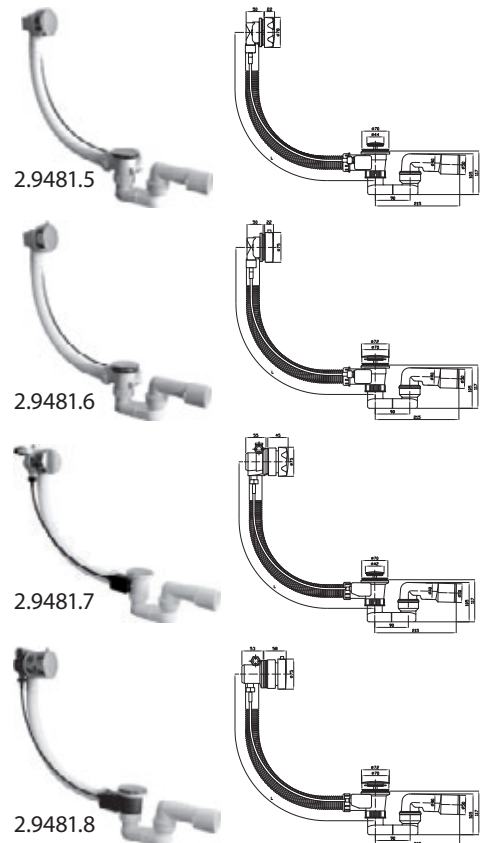
Headrests are available in two colours: light and dark grey.
2.9498.0.088.000.1

Article number	Description	Capacity
2.2042.0.000.000.1	bathtub 160 × 70 cm, without support	172 l
2.2142.0.000.000.1	bathtub 160 × 75 cm, without support	201 l
2.2442.0.000.000.1	bathtub 170 × 70 cm, without support	186 l
2.2242.0.000.000.1	bathtub 170 × 75 cm, without support	206 l
2.2342.0.000.000.1	bathtub 180 × 80 cm, without support	265 l

Optional:

2.9485.0.000.000.1	set of feet for bathtub 160 × 70 cm, for installation with panel
2.9485.4.000.000.1	set of feet for bathtub 170 × 70 cm, for installation with panel
2.9485.1.000.000.1	set of feet for bathtub 160 × 75 cm, for installation with panel
2.9485.2.000.000.1	set of feet for bathtub 170 × 75 cm, for installation with panel
2.9485.3.000.000.1	set of feet for bathtub 180 × 80 cm, for installation with panel
2.9483.2.000.000.1	set of feet for bathtubs 160 × 70 cm and 170 × 70 cm, for installation without panel
2.9483.3.000.000.1	set of feet for bathtubs 160 × 75 and 170 × 75 cm, for installation without panel
2.9483.4.000.000.1	set of feet for bathtubs 180 × 80 cm, for installation without panel
2.9649.0.000.000.1	front panel 160 × 50 cm, for bathtubs 160 × 70 and 160 × 75 cm, including mounting kit
2.9649.3.000.000.1	front panel 170 × 50 cm, for bathtubs 170 × 75 cm and 170 × 70 cm, including mounting kit
2.9649.4.000.000.1	front panel 180 × 50 cm, for bathtub 180 × 80 cm, including mounting kit
2.9649.1.000.000.1	side panel 70 × 50 cm, for bathtubs 160 × 70 cm and 170 × 70 cm, including mounting kit
2.9649.2.000.000.1	side panel 75 × 50 cm, for bathtubs 160 × 75 cm and 170 × 75 cm, including mounting kit
2.9649.5.000.000.1	side panel 80 × 50 cm, for bathtub 180 × 80 cm, including mounting kit
2.9481.5.004.000.1	automatic overflow including siphon 40/50 mm, length 550 mm, plastic body of overflow
2.9481.6.004.000.1	automatic overflow including siphon 40/50 mm, length 550 mm, plastic body of overflow
2.9481.7.004.000.1	automatic overflow with inlet, including siphon 40/50 mm, length 550 mm, plastic body of overflow
2.9481.8.004.000.1	automatic overflow with inlet, including siphon 40/50 mm, length 550 mm, brass body of overflow

	A	B	C	D	E	F
180 × 80 cm	1800	800	1660	670	1345	525
170 × 75 cm	1700	750	1560	620	1240	475
170 × 70 cm	1700	700	1560	570	1140	425
160 × 75 cm	1600	750	1460	620	1140	475
160 × 70 cm	1600	700	1460	570	1140	425



Spare parts can be found on page 323.



Seal gasket at the bath screen pivoting piece prevents water leakage during a bath.



Hinge at the two-piece bath screen with 6 mm thick tempered safety glass.



Stability is ensured by this support, a component of the two-piece bath screen.

Benefits

- Extended three-year warranty.
- Cubito bath screens compatible with Jika bathtubs (except Riga and Riga mini bathtubs).
- Frameless structure and 6mm safety glass.
- Solid profiles in silver colour.
- JIKA Perla Glass finish.



Recommended

For easier maintenance screens we recommended to use JIKA spatula.



2.9471.0.004.000.1



2.9471.1.004.000.1



2.9471.2.004.000.1



3 years warranty for bath screens.



20 000 CYCLES
Bath screen hinges are tested for 20 000 cycles.



The thickness of bath and shower screens.

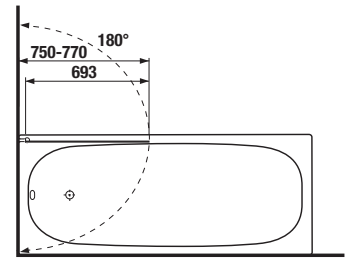
one-piece bath screen with flower decor



Bath screen 75 cm, left/right, 1-piece, polished silver profile, 6 mm thick glass with flower decor and JIKA Perla Glass finish.

Article number	Width (mm)	Height (mm)	Thickness (mm)		Glass design
2.5742.5.002.669.1	750	1 400	6	left	flower decor
2.5642.5.002.669.1	750	1 400	6	right	flower decor

charge 669 – flower decor
only available until selling out the stock



right version

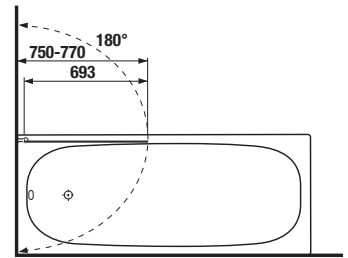
one-piece transparent bath screen



Bath screen 75 cm, left/right, 1-piece, polished silver profile, 6 mm thick transparent glass with JIKA Perla Glass finish.

Article number	Width (mm)	Height (mm)	Thickness (mm)		Glass design
2.5742.5.002.668.1	750	1 400	6	left	transparent glass
2.5642.5.002.668.1	750	1 400	6	right	transparent glass

charge 668 – transparent glass



right version

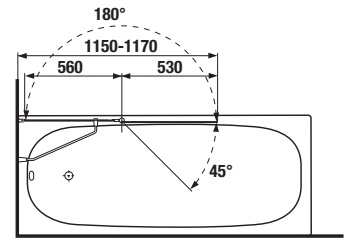
two-piece bath screen with flower decor



Bath screen 115 cm, left/right, 2-piece, polished silver profile, 6 mm thick transparent glass with flower decor and JIKA Perla Glass finish.

Article number	Width (mm)	Height (mm)	Thickness (mm)		Glass design
2.5642.6.002.669.1	1 150	1 400	6	left	flower decor
2.5742.6.002.669.1	1 150	1 400	6	right	flower decor

charge 669 – flower decor
only available until selling out the stock



right version

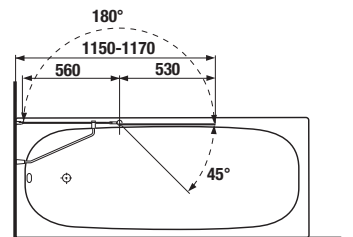
two-piece bath screen transparent



Bath screen 115 cm, left/right, 2-piece, polished silver profile, 6 mm thick transparent glass with JIKA Perla Glass finish.

Article number	Width (mm)	Height (mm)	Thickness (mm)		Glass design
2.5642.6.002.668.1	1 150	1 400	6	left	transparent glass
2.5742.6.002.668.1	1 150	1 400	6	right	transparent glass

charge 668 – transparent glass



right version

The Cubito bath screen can be combined with flat-edge bathtubs.



Spare parts can be found on page 323.




Shower enclosures and trays in Cubito pure series are offered at the optimum height of 1950 mm and various widths. The closing mechanism can be selected to fit the layout of your bathroom.

JIKA launches its innovative solution that can easily solve the problem of niches that are too big for a shower enclosure. The extension moulding from the CUBITO series is a simple and quite ingenious solution that really helps. It is able to “extend” your shower enclosure or a shower door almost invisibly, and mainly it seals reliably the whole space that is available.

Mouldings (2.9124.8.000.014.1) at both shower door sides are interchangeable, making it possible to extend the shower enclosure wall by 40 to 70 mm; extension by 20 to 35 mm can be achieved by a single moulding.

Additional moulding (2.9124.8.000.015.1) can be attached to existing profiles at both shower door sides, thus extending the shower enclosure wall by 60 to 90 mm; extension by 30 to 45 mm can be achieved by attaching a single moulding.



Benefits

- Extended five-year warranty.
- Compatible with Jika trays (Ravenna, Neo-Ravenna, Olymp, Sofia).
- Solid profiles in silver colour (Cubito pure, Cubito and Mio).
- Special glass finish JIKA Perla Glass.
- Frame material is aluminum made by anodic oxidation.



The Pull-out system for more convenient maintenance.



Simple and clean contours of enclosure profiles and the prominent handle.



Another practical handle in the shower enclosure interior.



Detail of „arctic“ design glass of the shower enclosure.



5 years warranty on shower enclosures and doors.



Shower enclosure runners are tested for 20 000 cycles.



The thickness of shower enclosure and shower door.

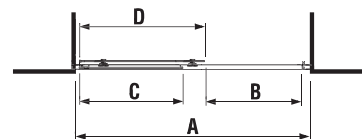


The height of shower enclosures and shower doors.

shower door



Shower doors 1000, 1200, 1400, left/right, 1 sliding and 1 fixed segment, glossy silver-colour profile, 6 mm transparent glass or arctic glass with special JIKA Perla Glass treatment, chromed handles.



CUBITO



left/right version

Article number	Width (mm)	Height (mm)	Thickness (mm)	Glass design
2.4224.3.002.668.1	1000	1950	6	transparent
2.4224.4.002.668.1	1200	1950	6	transparent
2.4224.8.002.668.1	1400	1950	6	transparent
2.4224.3.002.666.1	1000	1950	6	arctic
2.4224.4.002.666.1	1200	1950	6	arctic
2.4224.8.002.666.1	1400	1950	6	arctic

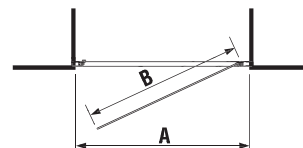
charge 668 – transparent glass
charge 666 – decor arctic

Article number	Dimensional options (mm) to niche A		Sliding door (mm) D	Width (mm) C	Width (mm) B
	A min	A max			
2.4224.3	965	995	523	415	386,5
2.4224.4	1165	1195	623	515	486,5
2.4224.8	1365	1395	723	615	586,5

shower pivot door



Single shower door 800, 900, 1000, left/right, glossy silver-colour profile, 6 mm transparent glass or arctic glass with special JIKA Perla Glass treatment, chromed handles.



left/right version

Article number	Width (mm)	Height (mm)	Thickness (mm)	Glass design
2.5424.1.002.668.1	800	1950	6	transparent
2.5424.2.002.668.1	900	1950	6	transparent
2.5424.3.002.668.1	1000	1950	6	transparent
2.5424.1.002.666.1	800	1950	6	arctic
2.5424.2.002.666.1	900	1950	6	arctic
2.5424.3.002.666.1	1000	1950	6	arctic

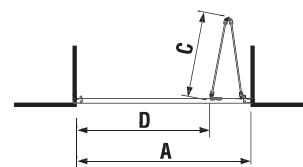
charge 668 – transparent glass
charge 666 – decor arctic

Article number	Dimensional options (mm) to niche A		Width (mm) B
	A min	A max	
2.5424.1	765	795	673
2.5424.2	865	895	773
2.5424.3	965	995	873

shower folding doors



Folding shower door, 800, 900, left/right, glossy silver-colour profile, 6 mm transparent glass or arctic glass with special JIKA Perla Glass treatment, chromed handles.



left/right version

Article number	Width (mm)	Height (mm)	Thickness (mm)	Glass design
2.5524.1.002.668.1	800	1950	6	transparent
2.5524.2.002.668.1	900	1950	6	transparent
2.5524.1.002.666.1	800	1950	6	arctic
2.5524.2.002.666.1	900	1950	6	arctic


charge 668 – transparent glass
charge 666 – decor arctic

Article number	Dimensional options (mm) to niche A		Intake width (mm) D	Width (mm) C
	A min	A max		
2.5524.1	765	795	535	306
2.5524.2	865	895	635	358




Spare parts can be found on page 323.

fixed shower screen



Fixed shower screen 800, 900, 1000, glossy silver-colour profile, 6 mm transparent glass or arctic glass with special JIKA Perla Glass treatment, chromed handles.

Article number	Width (mm)	Height (mm)	Thickness (mm)	Glass design
2.9724.1.002.668.1	800	1950	6	transparent
2.9724.2.002.668.1	900	1950	6	transparent
2.9724.3.002.668.1	1000	1950	6	transparent
2.9724.1.002.666.1	800	1950	6	arctic
2.9724.2.002.666.1	900	1950	6	arctic
2.9724.3.002.666.1	1000	1950	6	arctic



A combination of fixed Cubito pure screen and Cubito pure shower doors is recommended.



charge 668 – transparent glass charge 666 – decor arctic

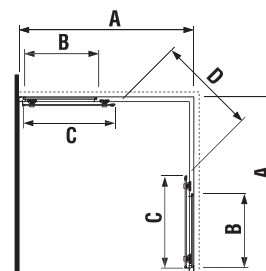
Article number	Dimensional options (mm)		Dimensions (mm) B
	A min	A max	
2.9724.1.002.668.1	780	795	727
2.9724.2.002.668.1	880	895	827
2.9724.3.002.668.1	980	995	927
2.9724.1.002.669.1	780	795	727
2.9724.2.002.669.1	880	895	827
2.9724.3.002.669.1	980	995	927

shower enclosure



Shower enclosure 800, 900, 1000, square, glossy silver-colour profile, 6 mm transparent glass or arctic design glass with special JIKA Perla Glass treatment, chromed handles.

Article number	Width (mm)	Height (mm)	Thickness (mm)	Glass design
2.5124.1.002.668.1	800	1950	6	transparent
2.5124.2.002.668.1	900	1950	6	transparent
2.5124.3.002.668.1	1000	1950	6	transparent
2.5124.1.002.666.1	800	1950	6	arctic
2.5124.2.002.666.1	900	1950	6	arctic
2.5124.3.002.666.1	1000	1950	6	arctic




charge 668 – transparent glass charge 666 – decor arctic

Article number	Dimensional options (mm) A		Width (mm) B	Width (mm) C	Intake width (mm) D
	A min	A max			
2.5124.1.002.668.1	780	795	319	400,5	434,8
2.5124.2.002.668.1	880	898	369	450,5	505,5
2.5124.3.002.668.1	980	995	419	500,5	576,2
2.5124.1.002.666.1	780	795	319	400,5	434,8
2.5124.2.002.666.1	880	898	369	450,5	505,5
2.5124.3.002.666.1	980	995	419	500,5	576,2

All the shower enclosures are exclusively supplied with the JIKA perla GLASS finish on the inner side of the screen.

extension profile

Article number	Description
2.9124.8.000.014.1	The extension moulding for shower enclosures and shower doors can be used as a replacement for the integral mouldings of the shower enclosure/door.
2.9124.8.000.015.1	The extension moulding for shower enclosures and shower doors can be used to extend the integral mouldings of the shower enclosure/door. Available since Q3 2015



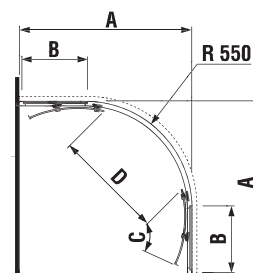
JIKA launches its innovative solution that can easily solve the problem of niches that are too big for a shower enclosure. The extension moulding from the Cubito series is a simple and quite ingenious solution that really helps. It is able to "extend" your shower enclosure or a shower door almost invisibly, and mainly it provides a reliable sealing for the whole space that is available. Mouldings (2.9124.8.000.014.1) at both shower door sides are interchangeable, making it possible to extend the shower enclosure wall by 40 to 70 mm; extension by 20 to 35 mm can be achieved by a single moulding. Additional moulding (2.9124.8.000.015.1) can be attached to existing profiles at both shower door sides, thus extending the shower enclosure wall by 60 to 90 mm; extension by 30 to 45 mm can be achieved by attaching a single moulding.

shower enclosure



Shower enclosure 800, 900, 1000, quadrant, 540 mm radius, glossy silver-colour profile, 6 mm transparent glass or arctic glass with special JIKA Perla Glass treatment, chromed handles.

Article number	Width (mm)	Height (mm)	Thickness (mm)	Glass design
2.5324.1.002.668.1	800	1950	6	transparent
2.5324.2.002.668.1	900	1950	6	transparent
2.5324.3.002.668.1	1000	1950	6	transparent
2.5324.1.002.666.1	800	1950	6	arctic
2.5324.2.002.666.1	900	1950	6	arctic
2.5324.3.002.666.1	1000	1950	6	arctic



charge 668 – transparent glass
charge 666 – decor arctic

Article number	Dimensional options (mm) A		Width (mm) B	Width (mm) C	Intake width (mm) D
	A min	A max			
2.5324.1.002.668.1	780	795	225	389	410
2.5324.2.002.668.1	880	898	325	389	540
2.5324.3.002.668.1	980	995	425	389	540
2.5324.1.002.666.1	780	795	225	389	410
2.5324.2.002.666.1	880	898	325	389	540
2.5324.3.002.666.1	980	995	425	389	540

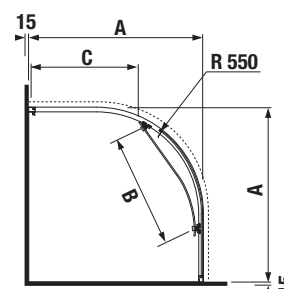
shower enclosure



left/right version

Shower enclosure 800, 900, 1000, LEFT/RIGHT quadrant, 540 mm radius, glossy silver-colour profile, 6 mm transparent glass or arctic glass with special JIKA Perla Glass treatment, chromed handles.

Article number	Width (mm)	Height (mm)	Thickness (mm)	Glass design
2.5024.1.002.668.1	800	1950	6	transparent
2.5024.2.002.668.1	900	1950	6	transparent
2.5024.3.002.668.1	1000	1950	6	transparent
2.5024.1.002.666.1	800	1950	6	arctic
2.5024.2.002.666.1	900	1950	6	arctic
2.5024.3.002.666.1	1000	1950	6	arctic



charge 668 – transparent glass
charge 666 – decor arctic

Article number	Dimensional options (mm) A		Width (mm) B	Intake width (mm) D
	A min	A max		
2.5024.1.002.668.1	780	795	665	505
2.5024.2.002.668.1	880	898	719	523
2.5024.3.002.668.1	980	995	689	513
2.5024.1.002.666.1	780	795	665	505
2.5024.2.002.666.1	880	898	719	523
2.5024.3.002.666.1	980	995	689	513

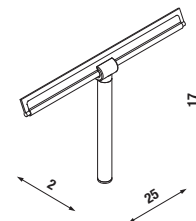
Cubito pure shower enclosures are compatible with Jika shower trays.

recommended



2.9471.0.004.000.1 2.9471.1.004.000.1 2.9471.2.004.000.1

Article number	Description
2.9471.0.004.000.1	glass spatula, chrome
2.9471.1.004.000.1	glass spatula with enclosure-hung holder, chrome
2.9471.2.004.000.1	glass spatula with wallhung holder, chrome



Spare parts can be found on page 323.



Geometric shapes of Cubito bathroom faucets have been designed in line with the Cubito series.

Benefits

- High-quality ceramic cartridges and valves.
- Aerators preventing scale deposition.
- Extended five-year warranty.
- Kerox (Hungary) ceramic cartridges.
- Fluhs ceramic valves (Germany).
- Neoperl aerators (Germany).
- Tucai stainless connecting hoses (Spain).

Benefits of new Cubito-N accessories

- Modern design
- Broad product range - hand-sprays, head showers, shower arms, shower hoses, slide bars and shower kits



Ultra thin head shower

Ultra thin head shower dia. 300 mm (or square 300 × 300 mm) guarantees your intense showering experience.

Because of its flow-limiter set to 12 l/min, it is also an economical solution. Users will namely appreciate the rain function, as the shower arm design allows for a simple installation either from the ceiling or a side wall.

- Dia. 300 mm for round variant, 300 × 300 mm for square variant
- Flow-limiter for 12 l/min,
- Rain function
- Mounting options either from the ceiling or from a side wall by means of shower arms



Cubito head shower works reliably regardless of the amount of scale. It is because it features Clean Touch technology for easy cleaning.



Clean touch
Function that facilitates cleaning of shower jets; soft rubbers guarantee easy removal of limescale.



2 years warranty on shower accessories.



5 years warranty years on cartridge and surface.



All faucets are tested for 70 000 cycles.



Shower set includes a hand shower, a hose and a holder or a shower bar.

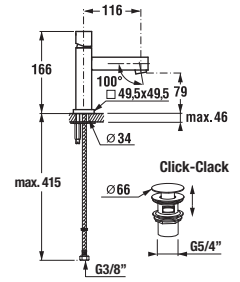
washbasin faucet



Article number	Description
3.1142.1.004.001.1	washbasin faucet with Click-Clack waste, chrome-plated

Optional:

3.7242.0.004.010.1	angle valve Cubito 3/8"-1/2", chrome, 2 pcs
--------------------	---



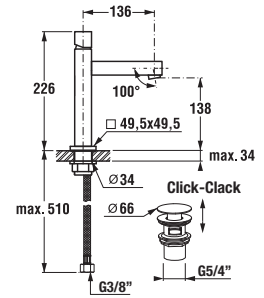
washbasin high spout faucet



Article number	Description
3.1142.8.004.002.1	washbasin high spout faucet with Click-Clack waste, chrome-plated

Optional:

3.7242.0.004.010.1	angle valve Cubito 3/8"-1/2", chrome, 2 pcs
--------------------	---



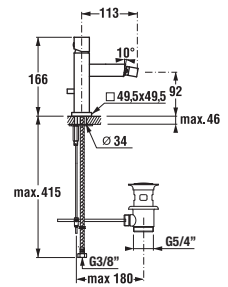
bidet faucet




Article number	Description
3.4142.1.004.001.1	bidet faucet with pop-up, chrome-plated

Optional:

3.7242.0.004.010.1	angle valve Cubito 3/8"-1/2", chrome, 2 pcs
--------------------	---



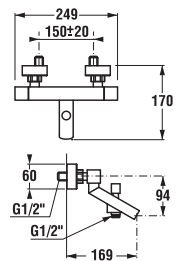
bath tub faucet without shower set



Article number	Description
3.2242.7.004.000.1	bath/shower wall mounted faucet w/o shower set, chrome-plated

Optional:

3.6042.0.004.040.1	shower set I. (hand shower Cubito I., 1 function, hand shower holder, shower hose 1.7 m), chrome
3.6042.0.004.041.1	shower set II. (hand shower Cubito II., 1 function, hand shower holder, shower hose 1.7 m)
3.6042.1.004.040.1	shower set I. (hand shower Cubito I., sliding bar, shower hose 1.7m), chrome
3.6042.1.004.041.1	shower set II. (hand shower Cubito II., sliding bar, shower hose 1.7m), chrome



recommended

Accessories

8.9034.9.000.000.1	installation kit for washbasins
3.7242.0.004.010.1	angle valve, 3/8"-1/2", chrome-plated, 2 pcs
3.7271.0.004.010.1	Mio angle valve, 3/8"-1/2", chrome-plated, 2 pcs
3.7471.0.004.000.1	Mio washbasin siphon, 5/4" (32 mm), chrome-plated, brass
3.7473.0.004.000.1	Cubito washbasin siphon, 5/4" (32 mm), chrome-plated, brass

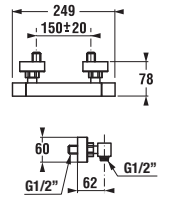


Spare parts can be found on page 324.

shower faucet without shower set



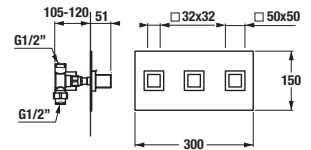
Article number	Description
3.3242.7.004.000.1	shower faucet without shower set, chrome-plated
Optional:	
3.6042.0.004.040.1	shower set I. (hand shower Cubito I., 1 function, hand shower holder, shower hose 1.7m), chrome
3.6042.0.004.041.1	shower set II. (hand shower Cubito II., 1 function, hand shower holder, shower hose 1.7m), chrome
3.6042.1.004.040.1	shower set I. (hand shower Cubito I., sliding bar, shower hose 1.7m), chrome
3.6042.1.004.041.1	shower set II. (hand shower Cubito II., sliding bar, shower hose 1.7m), chrome



bath/shower concealed faucet



Article number	Description
3.2042.6.004.000.1	concealed bath/shower faucet w/o shower set, chrome-plated
Optional:	
3.7142.7.004.030.1	bathtub spout 1/2", chrome
3.6342.0.004.020.1	elbow connection 1/2", chrome
3.6142.0.004.040.1	hand shower, chrome
3.6271.0.002.010.1	shower hose 1.7 m, reinforced PVC, silver
3.6271.0.002.020.1	shower hose 2 m, reinforced PVC, silver
3.8473.7.004.000.1	hand shower holder



Three positional switch. Attachment: hand shower or head shower. Bathtub water inlet by the bathtub outlet or outflow.

shower sets Cubito-N



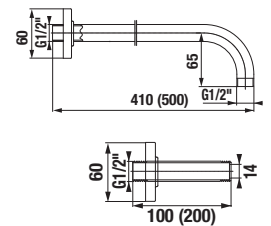
NEW	
Article number	Description
3.651X.0.004.362.1	shower set (hand shower \varnothing 130 mm, 4 functions, hand shower holder, shower hose 1,7 m). Available in Q3 2015.
3.651X.0.004.363.1	shower set (hand shower 130x130 mm, 4 functions, hand shower holder, shower hose 1,7 m). Available in Q3 2015.
3.651X.0.004.472.1	shower set (hand shower \varnothing 130 mm, 4 functions, sliding bar, slide bar soap dish, chrome, holder, shower hose 1,7 m). Available in Q3 2015.
3.651X.0.004.473.1	shower set (hand shower 130x130 mm, 4 functions, sliding bar, slide bar soap dish, chrome, shower hose 1,7 m). Available in Q3 2015.



shower arm Cubito-N



NEW	
Article number	Description
3.661X.0.004.005.1	shower arm, wall-mounted, 400 mm. Available in Q3 2015.
3.661X.0.004.006.1	shower arm, wall-mounted, 500 mm. Available in Q3 2015.
3.661X.0.004.001.1	shower arm, ceiling-mounted, 100 mm. Available in Q3 2015.
3.661X.0.004.002.1	shower arm, ceiling-mounted, 200 mm. Available in Q3 2015.

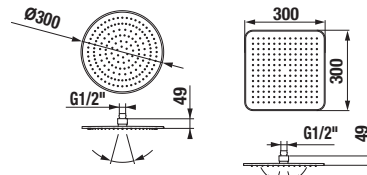


head shower Cubito-N

NEW



Article number	Description
3.671X.1.004.230.1	head shower \varnothing 300 mm, stainless steel Available in Q3 2015.
3.671X.1.004.130.1	head shower 300x300 mm, stainless steel Available in Q3 2015.

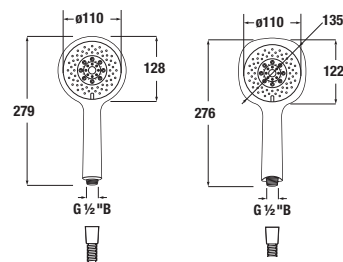



hand shower Cubito-N

NEW



Article number	Description
3.611X.2.004.471.1	hand shower \varnothing 130 mm, 4 different functions Available in Q3 2015.
3.611X.3.004.471.1	hand shower 130x130 mm, 4 different functions Available in Q3 2015.

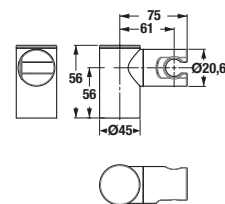


hand shower holder Cubito-N

NEW



Article number	Description
3.691X.0.004.500.1	hand shower holder, adjustable Available in Q3 2015.

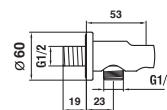


elbow connection Cubito-N

NEW



Article number	Description
3.631X.0.004.152.1	elbow connection 1/2" with hand shower holder Available in Q3 2015.

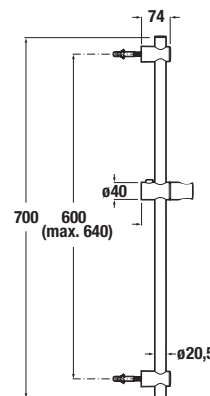


sliding bar CUBITO-N

NEW



Article number	Description
3.641X.0.004.310.1	sliding bar, 700 mm Available in Q3 2015.



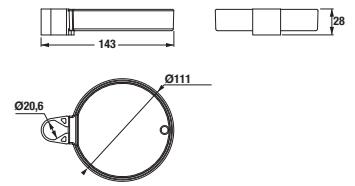
Spare parts can be found on page 324.

slide bar soap dish Cubito-N



NEW

Article number	Description
3.641X.0.004.811.1	slide bar soap dish 3.641X.0.004.310.1, chrome-plated. Available in Q3 2015.





shower hose Cubito-N



NEW

Article number	Description
3.621X.0.000.272.1	shower hose 1,7 m, black PVC rings. Available in june 2015.
3.621X.0.000.273.1	shower hose 1,7 m, PVC Satin. Available in june 2015.


shower sets



Article number	Description
3.6042.0.004.040.1	shower set I. (hand shower Cubito I., 1 function, hand shower holder, shower hose 1.7 m), chrome
3.6042.0.004.041.1	shower set II. (hand shower Cubito II., 1 function, hand shower holder, shower hose 1.7 m), chrome
3.6042.1.004.040.1	shower set I. (hand shower Cubito I., sliding bar, shower hose 1.7m), chrome
3.6042.1.004.041.1	shower set II. (hand shower Cubito II., sliding bar, shower hose 1.7m), chrome



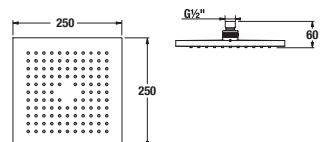
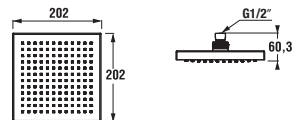
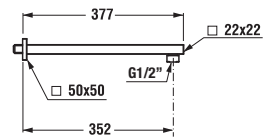
head shower



Article number	Description
3.6742.0.004.000.1	head shower, chrome
3.6742.0.004.042.1	head shower, chrome
3.6642.0.004.000.1	shower arm, chrome



Clean touch
Function that facilitates cleaning of shower jets; soft rubbers guarantee easy removal of limescale.



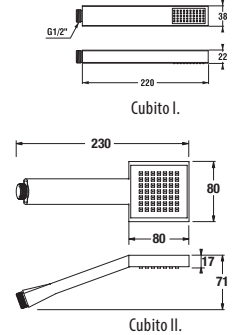

hand shower



Article number	Description
3.6142.0.004.040.1	hand shower Cubito I., chrome
3.6142.0.004.041.1	hand shower Cubito II., chrome



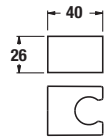
Clean touch
Function that facilitates cleaning of shower jets; soft rubbers guarantee easy removal of limescale.



hand shower holder



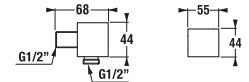
Article number	Description
3.8473.7.004.000.1	hand shower holder



elbow connection



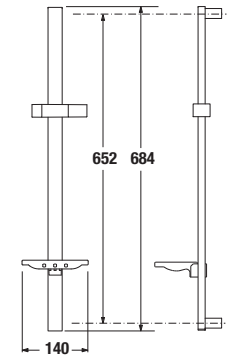
Article number	Description
3.6342.0.004.020.1	elbow connection 1/2", chrome



sliding bar



Article number	Description
3.6442.0.004.010.1	sliding bar with shower holder and soap dish, 680 mm, chrome



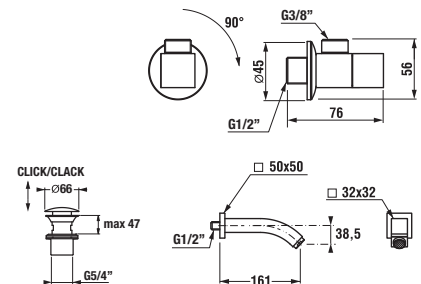
angle valve, waste valves and bathtub spout



Article number	Description
3.7242.0.004.010.1	angle valve 3/8"-1/2", chrome, 2 pcs
3.9171.0.004.000.1	washbasin waste Click-Clack, chrome-plated
3.7142.7.004.030.1	bathtub spout 1/2", chrome

Shower accessories of individual series are compatible, i.e. they can be easily combined.

For additional shower accessories please see the chapter Other faucets.



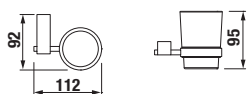
Spare parts can be found on page 324.



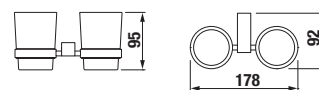
Characteristic outlook of the popular Cubito bathroom can be highlighted by the accessories of the same product series, which are based on the pure straight-lined geometric shapes. Pure lines of all these products emphasize their functionality and convenience, while still being a beautiful design detail.



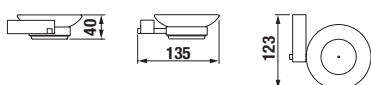
Article number	Description
3.8473.3.004.000.1	glass tumbler holder, wall mounted, chrome



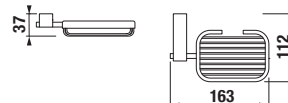
Article number	Description
3.8473.4.004.000.1	double glass tumbler holder, wall mounted, chrome



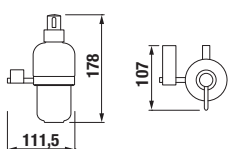
Article number	Description
3.8473.1.004.000.1	glass soap dish, wall mounted, chrome



Article number	Description
3.8473.2.004.000.1	soap basket, chrome



Article number	Description
3.8473.5.004.000.1	ceramic lotion dispenser wall model, complete, chrome



Article number	Description
3.8173.7.004.000.1	towel ring, chrome



Spare parts can be found at www.jika.eu, section **FOR PROFESSIONALS**.



Article number	Description
3.8773.1.004.000.1	hook, chrome-plated



Article number	Description
3.8373.1.004.000.1	toilet paper holder without cover, chrome



Article number	Description
3.8173.1.004.000.1	towel bar, 550 mm, chrome
3.8173.2.004.000.1	towel bar, 660 mm, chrome



Article number	Description
3.8373.2.004.000.1	reserve toilet paper holder, chrome



Article number	Description
3.8173.3.004.000.1	double towel bar, 550 mm, chrome
3.8173.4.004.000.1	double towel bar, 660 mm, chrome



Article number	Description
3.8573.1.004.000.1	glass shelf, 500 mm, chrome



Article number	Description
3.8173.5.004.000.1	bath towel rack, 570 mm, chrome



Article number	Description
3.8373.3.004.000.1	glass toilet brush set, wall model, complete, chrome




Article number	Description
3.8173.6.004.000.1	bath towel rack with towel bar, 570 mm, chrome



Article number	Description
3.8573.2.004.000.1	square wire magazine basket, chrome

mio



bathroom series / **MIO**

Mio bathroom is different. It makes impression by its graceful lines that evoke the desire to touch and caress. There is also the prominent arch of the generous asymmetrical bathtub, washbasin, toilet and bidet; the fine wave on the cistern is also striking.





Mio bathroom is different. It makes impression by its graceful lines that evoke the desire to touch and caress. There is also the prominent arch of the generous asymmetrical bathtub, washbasin, toilet and bidet; the fine wave on the cistern is also striking.



Traditional Mio washbasin can be combined with furniture using an elegant collar that makes this junction smoother.



Both columns and siphon covers feature truly traditional shapes. Easy cleaning is an additional benefit, as the column leans directly to the bathroom wall, and so grime doesn't stand a chance.



Prominent washbasin arches combined with a two-drawer vanity unit create ample space of the Mio double washbasin, although its width is merely 130 cm.



MAGIC FIX





mio

Compact, noble-minded concept of the bathroom with the double washbasin, big mirror with two open shelves and lighting creates the solitaire.



Fashionable white colour of Mio series bathroom furniture, elegant handles for drawers and cabinet doors, quality furniture and generous mirrors with open side shelves predestine this series for the use in modern bathrooms that meet the demanding taste of bathroom users.



Subtle open cabinet solves the never-ending necessity of storage spaces and areas in the majority of the constrained WC's and bathrooms.



MAGIC FIX





Washbasin is the prominent piece of every Mio bathroom. It does not matter whether it is fitted with elegant collar and sits on a vanity unit with elegant walnut décor, or it sweeps proudly on a graceful ceramic column.



MAGIC FIX





Mio washbasin can be complemented with an elegant single-lever mixer (with automatic outlet) that allures by its perfect curves.



Mio washbasins are available in four widths; they can be combined with a siphon or a column.



Floorstanding, so-called Italian style of water closet is still attractive. Thanks to the floor mounting, this elegant water closet has no special requirements for the wall rigidity.



WC features a lateral mounting system for easy cleaning.



Elegant couple of the wallhung closet and bidet Mio lets manifest modern geometric forms.



Sophisticated mechanism that slows down the seat lowering.



ceramic products



furniture



For our offer of concealed modules please see the chapter Concealed Modules

bathtubs and bath screens




Mio symmetrical bathtub can be combined with Cubito screens, can be found in the Cubito section.

faucets

MIO-N



MIO



accessories





Space to put things is a practical feature of the Mio washbasin; because of its prominent arch it still provides comfortable space for washing or laundering small items. It is noted for its easy cleaning, because there is level surface at the junction of the washbasin and its vanity unit.

 **JIKAPERLA**



JIKAPERLA
A water-repellent surface finish preventing water, dust and scale accumulation on ceramic surfaces.

 **ANTIBAK**



ANTIBAK
Glazed inner ring and water closets drain which prevents dirt from being trapped.

 **total CLEAN**



TOTAL CLEAN
System of flushing channels all around the toilets pan rim for perfect rinsing.



VARIO
Vario outlet permits a horizontal, vertical as well as oblique connection.

MAGIC FIX



MAGIC FIX
Special non-visible fixing of the siphon cover.



WC features a lateral mounting system for easy cleaning.



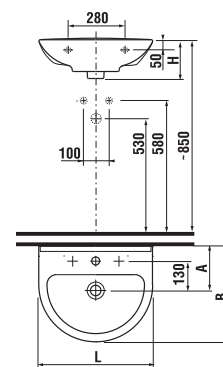
washbasins 50, 55, 60 and 65 cm



Article number	Description	yyy: 104
8.1071.1.xxx.yyy.1	washbasin 50 cm	x
8.1071.2.xxx.yyy.1	washbasin 55 cm	x
8.1071.3.xxx.yyy.1	washbasin 60 cm	x
8.1071.4.xxx.yyy.1	washbasin 65 cm	x

Optional:

8.9034.9.000.000.1	installation kit for washbasins
3.7271.0.004.010.1	Mio angle valve 3/8"-1/2", chrome, 2 pcs
3.7471.0.004.000.1	Mio washbasin siphon, 5/4" – 32 mm, chrome, brass
8.9424.9.000.000.1	siphon, chromed ABS, height-adjustable from 175 to 270 mm, high of water seal 75 mm, flow-rate capacity of 45 l, with decorative rings (can also be used without decorative rings)



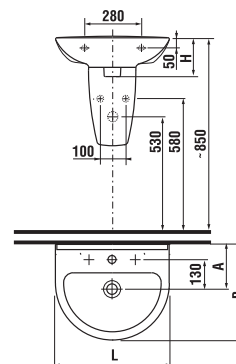
washbasins 55, 60 and 65 cm with siphon cover



Article number	Description	yyy: 104
8.1071.2.xxx.yyy.1	washbasin 55 cm	x
8.1071.3.xxx.yyy.1	washbasin 60 cm	x
8.1071.4.xxx.yyy.1	washbasin 65 cm	x
8.1971.1.xxx.000.1	siphon cover with installation kit (art. nr.: 8.9001.3.000.000.1)	

Optional:

8.9034.9.000.000.1	installation kit for washbasins
3.7271.0.004.010.1	Mio angle valve 3/8"-1/2", chrome, 2 pcs
3.7471.0.004.000.1	Mio washbasin siphon, 5/4" – 32 mm, chrome, brass
8.9424.9.000.000.1	siphon, chromed ABS, height-adjustable from 175 to 270 mm, high of water seal 75 mm, flow-rate capacity of 45 l, with decorative rings (can also be used without decorative rings)



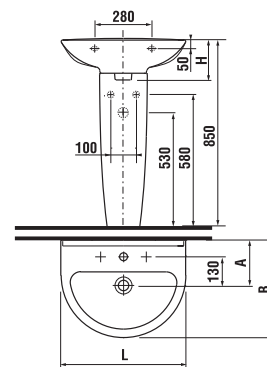
washbasins 55, 60 and 65 cm with pedestal



Article number	Description	yyy: 104
8.1071.2.xxx.yyy.1	washbasin 55 cm	x
8.1071.3.xxx.yyy.1	washbasin 60 cm	x
8.1071.4.xxx.yyy.1	washbasin 65 cm	x
8.1971.3.xxx.000.1	pedestal for washbasins 55, 60 and 65 cm	

Optional:

8.9034.9.000.000.1	installation kit for washbasins
3.7271.0.004.010.1	Mio angle valve 3/8"-1/2", chrome, 2 pcs
3.7471.0.004.000.1	Mio washbasin siphon, 5/4" – 32 mm, chrome, brass
8.9424.9.000.000.1	siphon, chromed ABS, height-adjustable from 175 to 270 mm, high of water seal 75 mm, flow-rate capacity of 45 l, with decorative rings (can also be used without decorative rings)



	L	B	A	H
50 cm	500	420	195	170
55 cm	550	430	200	175
60 cm	600	470	200	200
65 cm	650	490	200	200



Spare parts can be found on page 321.

Article number xxx = colour number (000 white, 100 JIKA perla, 049 pergamon).



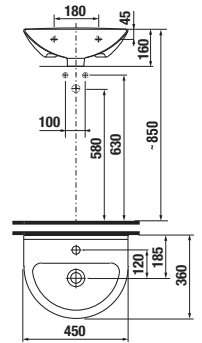
small washbasin 45 cm



Article number	Description	yyy: 104
8.1571.1.xxx.104.1	small washbasin 45 cm	x

Optional:

8.9034.9.000.000.1	installation kit for washbasins
3.7271.0.004.010.1	Mio angle valve 3/8"-1/2", chrome, 2 pcs
3.7471.0.004.000.1	Mio washbasin siphon, 5/4" - 32 mm, chrome, brass
8.9424.9.000.000.1	siphon, chromed ABS, height-adjustable from 175 to 270 mm, high of water seal 75 mm, flow-rate capacity of 45 l, with decorative rings (can also be used without decorative rings)



double washbasin 130 cm

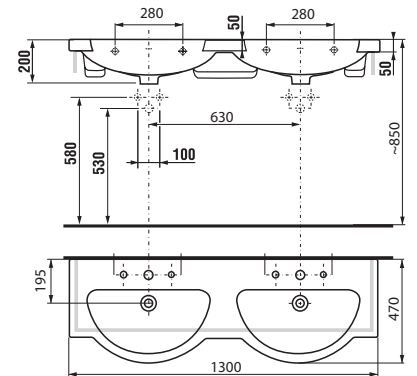


Article number	Description	yyy: 104
8.1471.9.xxx.yyy.1	double washbasin 130 cm*	x

Optional:

8.9034.9.000.000.1	installation kit for washbasins (for double washbasin order 2 pcs)
8.9424.6.000.000.1	space-saving siphon

* smoothing compound is included in the package



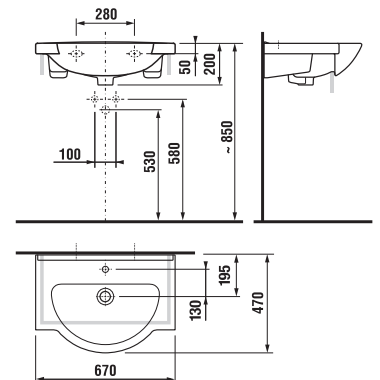
countertop washbasin 67 cm



Article number	Description	yyy: 104
8.1471.5.xxx.yyy.1	countertop washbasin 67 cm	x

Optional:

8.9034.9.000.000.1	installation kit for washbasins
8.9424.6.000.000.1	space-saving siphon



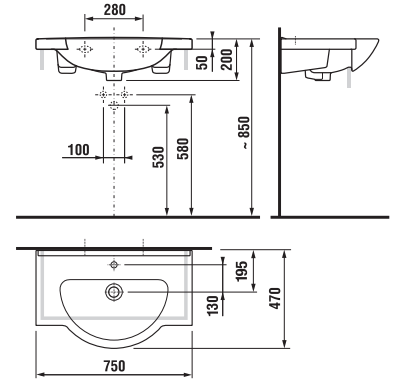
Article number xxx = colour number (000 white, 100 JIKA perla, 049 pergamon).



countertop washbasin 75 cm



Article number	yyy: 104	
8.1471.6.xxx.yyy.1	countertop washbasin 75 cm	x
Optional:		
8.9034.9.000.000.1	installation kit for washbasins	
8.9424.6.000.000.1	space-saving siphon	

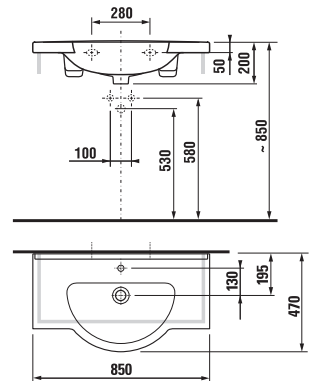


countertop washbasin 85 cm



Article number	yyy: 104	
8.1471.2.xxx.yyy.1	countertop washbasin 85 cm*	x
Optional:		
8.9034.9.000.000.1	installation kit for washbasins	
8.9424.6.000.000.1	space-saving siphon	

*smoothing compound is included in the package

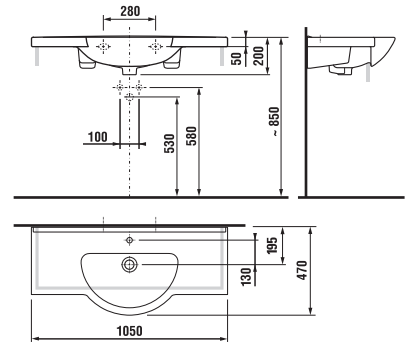


countertop washbasin 105 cm



Article number	yyy: 104	
8.1471.7.xxx.yyy.1	countertop washbasin 105 cm*	x
Optional:		
8.9034.9.000.000.1	installation kit for washbasins	
8.9424.6.000.000.1	space-saving siphon	

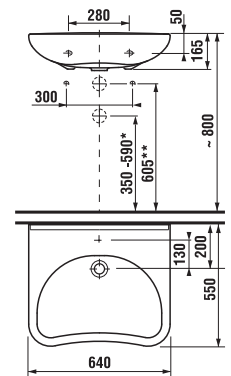
*smoothing compound is included in the package



hospital washbasin 64 cm



Article number	Description	yyy: 104	109
8.1371.4.xxx.yyy.1	hospital washbasin 64 cm, without overflow		
		x	x
Optional:			
8.9390.2.000.000.1	concealed siphon		
8.9424.6.000.000.1	space-saving siphon		



* 8.9424.6.000.000.1
** 8.9390.2.000.000.1

Spare parts can be found on page 321.

Article number xxx = colour number (000 white, 100 JIKA perla, 049 pergamon).



recommended



Optional:

8.9034.9.000.000.1	installation kit for washbasins
3.7471.0.004.000.1	washbasin siphon Mio 5/4" – 32 mm, chrome, brass
3.7271.0.004.010.1	angle valve Mio 3/8"–1/2", chrome, 2 pcs



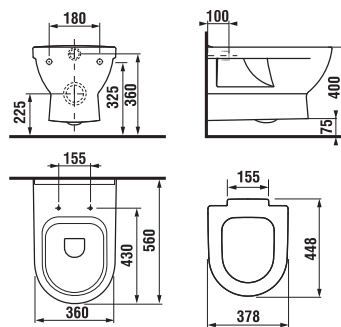
wallhung



Article number	Description
8.2071.1.xxx.000.1	wallhung WC

Optional:

8.9271.1.3xx.000.1	duroplast seat and cover Mio with antibacterial treatment, fast-clamping steel hinges
8.9271.2.3xx.000.1	duroplast seat and cover Mio with antibacterial treatment, with lowering system SLOWCLOSE
8.9011.1.000.000.1	extension supply pipe (30 cm ø 45 mm) to connect the wallhung WC to the standard built-in cisterns



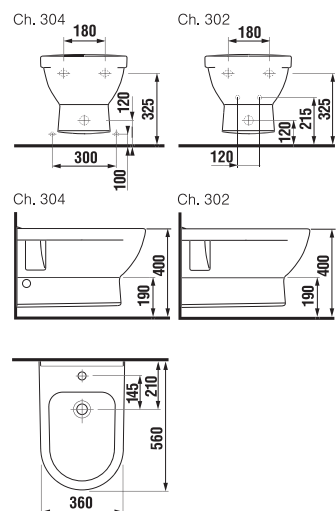
wallhung bidet



Article number	Description	yyy: 304	302
8.3171.1.xxx.yyy.1	wallhung bidet	x	x

Optional:

8.9034.9.000.890.1	installation kit with white covers
8.9034.9.000.891.1	installation kit with chrome-plated covers



JIKA PERLA
A water-repellent surface finish preventing water, dust and scale accumulation on ceramic surfaces. Possible to order for any ceramic products of MIO or CUBITO.



TOTAL CLEAN
System of flushing channels all around the toilet pan for perfect rinsing.



SLOWCLOSE
Sophisticated mechanism slowing down seat closing.



Article number xxx = colour number (000 white, 100 JIKA perla, 049 pergamon).





WC Mio **rimless**

- New WC design and technology Mio
- New horizons of WC cleaning – rimless WC without a water rim conforms with the most challenging hygienic requirements of these days.
- The new Mio rimless WC means not only perfect hygiene, but also very easy cleaning.
- Innovative Mio WC design allows for efficient and uniform rinsing of the whole bowl.
- Consistent with today's trend of water-saving, it takes only 4.5/3 litres of water per flushing.
- You will appreciate rimless WC benefits not only in public spaces, but also in private bathrooms.
- Unique fusion of technology and design

rimless wallhung WC

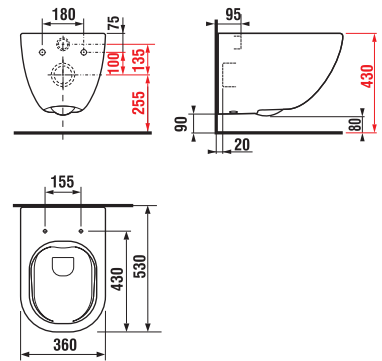


Available from Q4 2015.



NEW

Article number	Description
8.2071.4.000.000.1	rimless wallhung WC



duroplast seat and cover



NEW

Article number	Description
8.9171.0.000.063.1	duroplast WC seat and cover is suitable for 8.2071.4 WC, stainless steel clamps, removable
8.9171.1.000.063.1	duroplast WC seat and cover is suitable for 8.2071.4 WC, stainless steel clamps, removable, SLOWCLOSE system



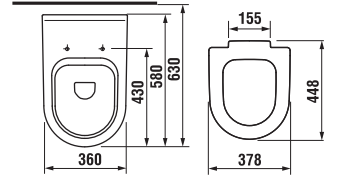
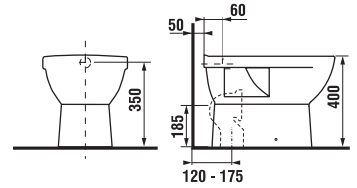
floorstanding WC



Article number	Description	Outlet	Installation kit included
8.2571.6.xxx.000.1	floorstanding WC	x	x

Spare parts:
8.9175.3.000.000.1 installation kit for WC

Optional:
8.9271.1.3xx.000.1 duroplast seat and cover Mio with antibacterial treatment, fast-clamping steel hinges
8.9271.2.3xx.000.1 duroplast seat and cover Mio with antibacterial treatment, with lowering system SLOWCLOSE
8.9902.5.000.000.1 outlet elbow Vario for distances 220–350 mm
8.9009.2.000.000.1 outlet elbow Vario for distances 70–220 mm

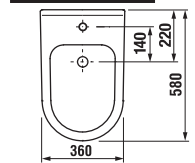
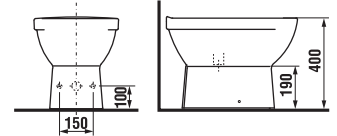


floorstanding bidet



Article number	Description	304	Installation kit included
8.3271.2.xxx.304.1	floorstanding bidet	x	x

Spare parts:
8.9175.3.000.000.1 installation kit for bidet

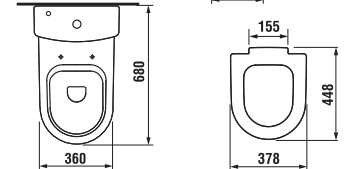
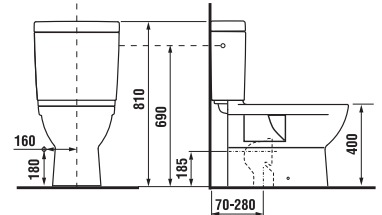


WC combination



Article number	Description	Water inlet	Flushing mechanism included	Outlet	Installation kit included
8.2371.6.xxx.000.1	WC pan			x	x
8.2771.2.xxx.241.1	WC cistern	x	x		
8.2771.3.xxx.242.1	WC cistern		x	x	

Optional:
8.9271.1.3xx.000.1 duroplast seat and cover Mio with antibacterial treatment, fast-clamping steel hinges
8.9271.2.3xx.000.1 duroplast seat and cover Mio with antibacterial treatment, with lowering system SLOWCLOSE
8.9902.5.000.000.1 outlet elbow Vario for distances 220–350 mm
8.9009.2.000.000.1 outlet elbow Vario for distances 70–220 mm



Article number xxx = colour number (000 white, 100 JIKA perla, 049 pergamon).



000 white



100 JIKAperla



049 pergamon

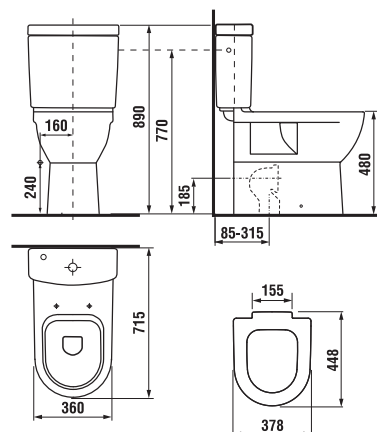
WC combination, raised



Article number	Description	Water inlet	Flushing mechanism included	Outlet	Installation kit included
8.2471.6.xxx.000.1	raised WC pan			x	x
8.2771.2.xxx.241.1	WC cistern	x	x		
8.2771.3.xxx.242.1	WC cistern		x	x	

Optional:

8.9271.1.3xx.000.1	duroplast seat and cover Mio with antibacterial treatment, fast-clamping steel hinges
8.9271.2.3xx.000.1	duroplast seat and cover Mio with antibacterial treatment, with lowering system SLOWCLOSE
8.9902.5.000.000.1	outlet elbow Vario for distances 220–350 mm
8.9009.2.000.000.1	outlet elbow Vario for distances 70–220 mm



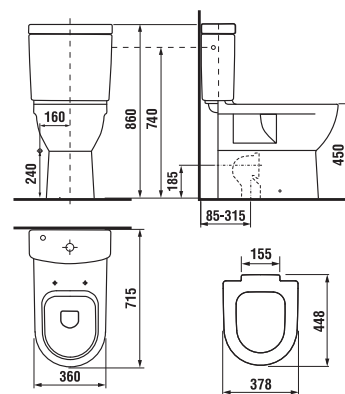
WC combination, raised



Article number	Description	Water inlet	Flushing mechanism included	Outlet	Installation kit included
8.2471.7.000.000.1	WC pan Mio, sitting height 46 cm			x	x
8.2771.2.000.241.1	WC cistern	x	x		
8.2771.3.000.242.1	WC cistern		x	x	

Optional:

8.9271.1.3xx.000.1	duroplast seat and cover MIO with antibacterial treatment, fast-clamping steel hinges
8.9271.2.3xx.000.1	duroplast seat and cover Mio with antibacterial treatment, with lowering system SLOWCLOSE
8.9902.5.000.000.1	outlet elbow Vario for distances 220–350 mm
8.9009.2.000.000.1	outlet elbow Vario for distances 70–220 mm



spare parts for WC combinations

Article number	Description	Water inlet
8.9135.3.000.000.1	inlet valve	x
8.9135.4.000.000.1	inlet valve	x
8.9136.2.000.000.1	outlet valve D2D	
8.9136.4.000.000.1	push button D2D	
8.2771.2.xxx.000.1	WC cistern	x
8.2771.3.xxx.000.1	WC cistern	x
8.9175.3.000.000.1	installation kit for WC	
8.2771.4.xxx.000.1	cover to cistern Mio	



Spare parts can be found on page 321.

Article number xxx = colour number (000 white, 100 JIKA perla, 049 pergamon).



mio



Interior drawer is a perfect detail of the Mio vanity unit. It allows you to exploit every millimetre of room around the siphon, which is separated by a handy cover sheet. Instead of handles there are elegant cut-outs to open the drawer, accenting the typical look of Mio furniture collection.



white



walnut



space-saving siphon



Full draw out runners on the drawers.



WATERPROOF + ABS
ABS edges glued by PUR glue = maximum level of the water resistance and adhesion.



30 000 CYCLES
The highest quality of the door fitting, tested 30 000 open/close cycles.



Runners of the drawers with self close system.



TEST 30 KG
The load capacity of the drawers is min. 30 kg.



All edges are made from highly durable ABS. Sophisticated cut-outs replace handles, which are often cumbersome and impractical.



Unconventional mirror fitted with an open shelf in the corner – a true attention-catcher in any bathroom.



The washbasin is joined smoothly with the washtop by means of a collar that is virtually invisible.

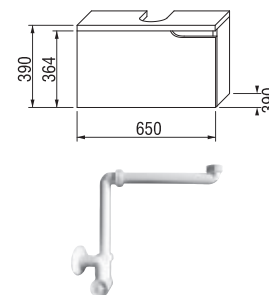


Mio series provides ample room for towels and other small necessities that are found in every bathroom.

vanity unit for washbasin 50, 55, 60 and 65 cm



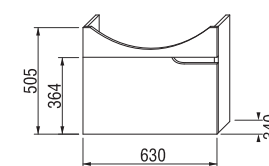
Article number	Description	Body colour (laminate) / front colour (laminate)	
		white/white	white/walnut
4.3411.1.171.500.1	vanity unit for washbasin 50, 55, 60, 65 cm, 1 drawer, incl. the washbasin collar	x	
4.3411.1.171.506.1	vanity unit for washbasin 50, 55, 60, 65 cm, 1 drawer, incl. the washbasin collar		x
4.3417.1.171.500.1	inside drawer for vanity unit for washbasin 50, 55, 60, 65 cm, optional		x
8.9424.6.000.000.1	space-saving siphon, distance between the corner valves is 200 mm, DN40		x



vanity unit for washbasin 67 cm



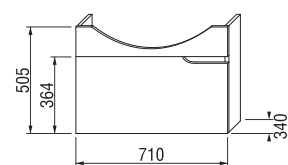
Article number	Description	Body colour (laminate) / front colour (laminate)	
		white/white	white/walnut
4.3412.1.171.500.1	vanity unit for washbasin 67 cm, 1 drawer	x	
4.3412.1.171.506.1	vanity unit for washbasin 67 cm, 1 drawer		x
4.3417.2.171.500.1	inside drawer for vanity unit for washbasin 67 cm		x
8.9424.6.000.000.1	space-saving siphon, distance between the corner valves is 200 mm, DN40		x



vanity unit for washbasin 75 cm



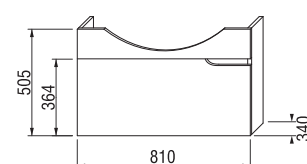
Article number	Description	Body colour (laminate) / front colour (laminate)	
		white/white	white/walnut
4.3413.1.171.500.1	vanity unit for washbasin 75 cm, 1 drawer	x	
4.3413.1.171.506.1	vanity unit for washbasin 75 cm, 1 drawer		x
4.3417.3.171.500.1	inside drawer for vanity unit for washbasin 75 cm		x
8.9424.6.000.000.1	space-saving siphon, distance between the corner valves is 200 mm, DN40		x



vanity unit for washbasin 85 cm



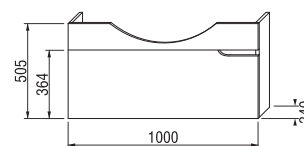
Article number	Description	Body colour (laminate) / front colour (laminate)	
		white/white	white/walnut
4.3414.1.171.500.1	vanity unit for washbasin 85 cm, 1 drawer	x	
4.3414.1.171.506.1	vanity unit for washbasin 85 cm, 1 drawer		x
4.3417.4.171.500.1	inside drawer for vanity unit for washbasin 85 cm		x
8.9424.6.000.000.1	space-saving siphon, distance between the corner valves is 200 mm, DN40		x



vanity unit for washbasin 105 cm



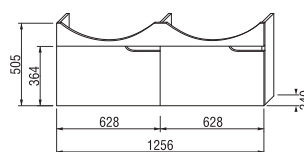
Article number	Description	Body colour (laminate) / front colour (laminate)	
		white/white	white/walnut
4.3415.1.171.500.1	vanity unit for washbasin 105 cm, 1 drawer	x	
4.3415.1.171.506.1	vanity unit for washbasin 105 cm, 1 drawer		x
4.3417.5.171.500.1	inside drawer for vanity unit for washbasin 105 cm		x
8.9424.6.000.000.1	space-saving siphon, distance between the corner valves is 200 mm, DN40		x



vanity unit for double washbasin 130 cm



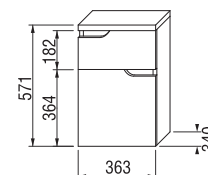
Article number	Description	Body colour (laminate) / front colour (laminate)	
		white/white	white/walnut
4.3416.1.171.500.1	vanity unit for double washbasin 130 cm, with 2 drawers	x	
4.3416.1.171.506.1	vanity unit for double washbasin 130 cm, with 2 drawers		x
4.3417.6.171.500.1	inside drawer for vanity unit for double washbasin 130 cm (1 pc. to each drawer)		x
8.9424.6.000.000.1	space-saving siphon, distance between the corner valves is 200 mm, DN40		x



semi-tall cabinet with 2 drawers



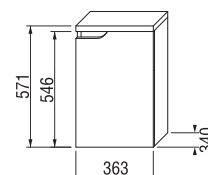
Article number	Description	Body colour (laminate) / front colour (laminate)	
		white/white	white/walnut
4.3418.1.171.500.1	semi-tall cabinet with 2 drawers	x	
4.3418.1.171.506.1	semi-tall cabinet with 2 drawers		x



semi-tall cabinet, right



Article number	Description	Body colour (laminate) / front colour (laminate)	
		white/white	white/walnut
4.3418.2.171.500.1	semi-tall cabinet, right	x	
4.3418.2.171.506.1	semi-tall cabinet, right		x



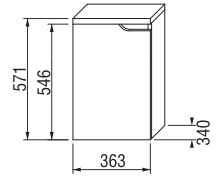
Spare parts can be found on page 322.

mio

semi-tall cabinet, left



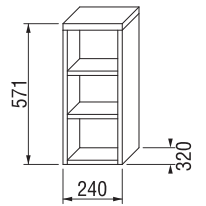
Article number	Description	Body colour (laminate) / front colour (laminate)				
		<table border="0"> <tr> <td></td> <td></td> </tr> <tr> <td>white/white</td> <td>white/walnut</td> </tr> </table>			white/white	white/walnut
white/white	white/walnut					
4.3418.3.171.500.1	semi-tall cabinet, left	x				
4.3418.3.171.506.1	semi-tall cabinet, left	x				



semi-tall cabinet, left



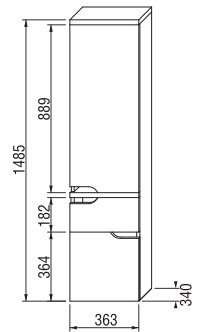
Article number	Description	Body colour
		500 white
4.3418.0.171.500.1	semi-tall cabinet without doors	x



tall cabinet with 2 drawers, right



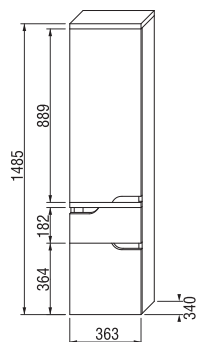
Article number	Description	Body colour (laminate) / front colour (laminate)				
		<table border="0"> <tr> <td></td> <td></td> </tr> <tr> <td>white/white</td> <td>white/walnut</td> </tr> </table>			white/white	white/walnut
white/white	white/walnut					
4.3419.2.171.500.1	tall cabinet with 2 drawers, right	x				
4.3419.2.171.506.1	tall cabinet with 2 drawers, right	x				



tall cabinet with 2 drawers, left





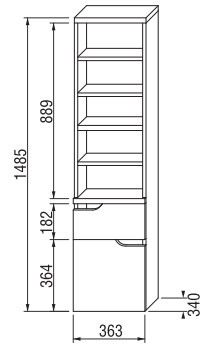
Article number	Description	Body colour (laminate) / front colour (laminate)				
		<table border="0"> <tr> <td></td> <td></td> </tr> <tr> <td>white/white</td> <td>white/walnut</td> </tr> </table>			white/white	white/walnut
white/white	white/walnut					
4.3419.3.171.500.1	tall cabinet with 2 drawers, left	x				
4.3419.3.171.506.1	tall cabinet with 2 drawers, left	x				



tall cabinet with 2 drawers




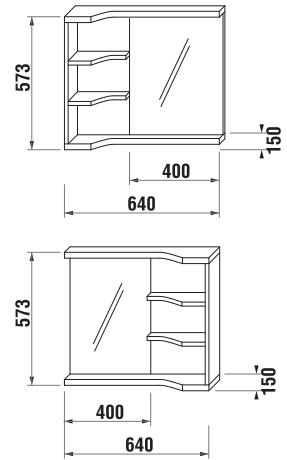
Article number	Description	Body colour (laminated) / front colour (laminated)
		 white/white  white/walnut
4.3419.1.171.500.1	tall cabinet with 2 drawers	x
4.3419.1.171.506.1	tall cabinet with 2 drawers	x




mio

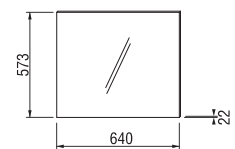
mirror with shelves

Article number	Description	Body colour
		 500 white
4.3421.1.171.500.1	mirror with shelves, right/left	x




mirror on board

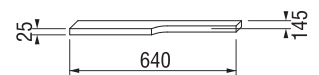
Article number	Description	Body colour
		 500 white
4.3422.1.171.500.1	mirror on board, 640 x 573 mm, rotating to 90 °	x



accessories



Article number	Description	Body colour
		 500 white
4.3423.1.171.500.1	shelf	x
Spare parts:		
4.3417.8.171.500.1	washbasin collar 50, 55, 60, 65 cm	x



Spare parts can be found on page 322.



Asymmetric Mio bathtub creates a big bathroom and because of its volume and nice and the most qualitative acrylate offers an enjoyment of a comfort bath. It can be in three sizes, always both the left and right version, depending on the space disposition. Because its biggest version has sizes of 175 × 105 mm, it satisfies also the exacting and full-grown users.

Benefits

- extended five-year warranty
- acrylic bathtubs are made of 100% sanitary acryl
- the colour of front and side panels with an acrylic layer perfectly matches that of the bathtub
- robust structure
- headrests for all Jika bathtubs, choice of two colours



Headrests made of polyurethane for your perfect comfort in the bathroom.
2.9498.0.087.000.1



Headrests are available in two colours: light and dark grey.
2.9498.0.088.000.1



Headrest detail with a JIKA logo.



All our bathtubs and shower trays are made of 100% acrylate.



100% AKRYLÁT
All our trays, bathtubs and panels are made of 100% sanitary acryl.



Made in the European Union.



Warranty - bathtubs.

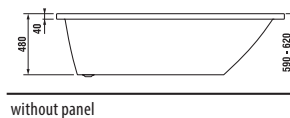
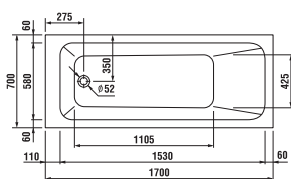
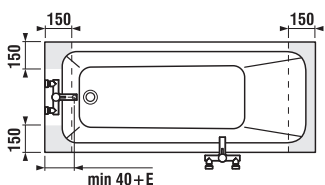
built-in bathtub



Article number	Description	Capacity
2.3271.0.000.000.1	Acrylic bathtub Mio 170 × 70 cm, built-in version	160 l
Optional:		
2.9610.6.000.000.1	side panel	
2.9613.8.000.000.1	front panel	
2.9616.8.000.000.1	bathtub feet	
2.9616.0.000.000.1	side panel installation kit	
2.9616.9.000.000.1	front panel installation kit	
2.9481.5.004.000.1	automatic overflow including siphon 40/50 mm, length 550 mm, overflow plastic body	
2.9481.6.004.000.1	automatic overflow including siphon 40/50 mm, length 550 mm, overflow plastic body	
2.9481.7.004.000.1	automatic overflow with inlet, including siphon 40/50 mm, length 550 mm, overflow plastic body	
2.9481.8.004.000.1	automatic overflow with inlet, including siphon 40/50 mm, length 550 mm, overflow brass body	

For pictures and technical charts of bathtub outlets please see page 61 (Cubito bathtubs).

Optional:		
2.9483.5.000.000.1	wall-mounting kit for JIKA bathtubs and shower trays	



without panel

Areas shown in this colour that are not recommended for placing a bathtub outlet or a bathtub mixer outlet.

These areas are recommended for placing a bathtub outlet or a bathtub mixer outlet.

bathtub asymmetric

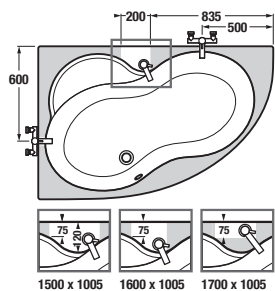


right version

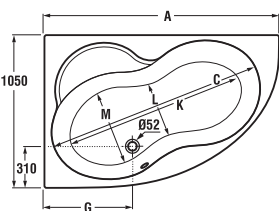
Article number	Description	Capacity
2.4371.9.000.000.1	asymmetric bathtub 1500 × 1050 mm, left version, including support feet	200 l
2.4471.9.000.000.1	asymmetric bathtub 1500 × 1050 mm, right version, including support feet	200 l
2.4571.9.000.000.1	asymmetric bathtub 1600 × 1050 mm, left version, including support feet	215 l
2.4671.9.000.000.1	asymmetric bathtub 1600 × 1050 mm, right version, including support feet	215 l
2.4771.9.000.000.1	asymmetric bathtub 1700 × 1050 mm, left version, including support feet	225 l
2.4871.9.000.000.1	asymmetric bathtub 1700 × 1050 mm, right version, including support feet	225 l
2.4371.1.000.000.1	asymmetric bathtub 1500 × 1050 mm, left version, including support feet, for installation with the panel	200 l
2.4471.1.000.000.1	asymmetric bathtub 1500 × 1050 mm, right version, including support feet, for installation with the panel	200 l
2.4571.1.000.000.1	asymmetric bathtub 1600 × 1050 mm, left version, including support feet, for installation with the panel	215 l
2.4671.1.000.000.1	asymmetric bathtub 1600 × 1050 mm, right version, including support feet, for installation with the panel	215 l
2.4771.1.000.000.1	asymmetric bathtub 1700 × 1050 mm, left version, including support feet, for installation with the panel	225 l
2.4871.1.000.000.1	asymmetric bathtub 1700 × 1050 mm, right version, including support feet, for installation with the panel	225 l

Optional:		
2.9671.0.000.000.1	front panel for asymmetric bathtub 1500, left, 100% acrylic	
2.9671.1.000.000.1	front panel for asymmetric bathtub 1500, right, 100% acrylic	
2.9671.2.000.000.1	front panel for asymmetric bathtub 1600, left, 100% acrylic	
2.9671.3.000.000.1	front panel for asymmetric bathtub 1600, right, 100% acrylic	
2.9671.5.000.000.1	front panel for asymmetric bathtub 1700, left, 100% acrylic	
2.9671.6.000.000.1	front panel for asymmetric bathtub 1700, right, 100% acrylic	
2.9481.5.004.000.1	automatic overflow including siphon 40/50 mm, length 550 mm, overflow plastic body	
2.9481.6.004.000.1	automatic overflow including siphon 40/50 mm, length 550 mm, overflow plastic body	
2.9481.7.004.000.1	automatic overflow with inlet, including siphon 40/50 mm, length 550 mm, overflow plastic body	
2.9481.8.004.000.1	automatic overflow with inlet, including siphon 40/50 mm, length 550 mm, overflow brass body	

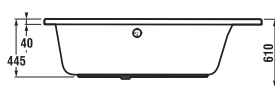
For pictures and technical charts of bathtub outlets please see page 61 (Cubito bathtubs).



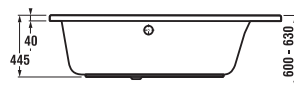
The marked space is for location of the mixer on the bathtub edge.



	A	C	G	K	L	M
150 cm	1500	1364	550	1132	446	545
160 cm	1600	1457	600	1225	418	554
170 cm	1700	1560	600	1260	434	590



with panel



without panel



Spare parts can be found on page 323.

bath screen / MIO



JIKAPERLA
GLASS

All bath screens are always offered with JIKA Perla Glass finish.



3 years warranty for bath screens.



The thickness of shower enclosure, shower door glass and bath screen.

Benefits

- extended three-year warranty
- frameless structure and 6 mm safety glass
- solid profiles in silver colour
- JIKA Perla Glass finish

one-piece bath screen



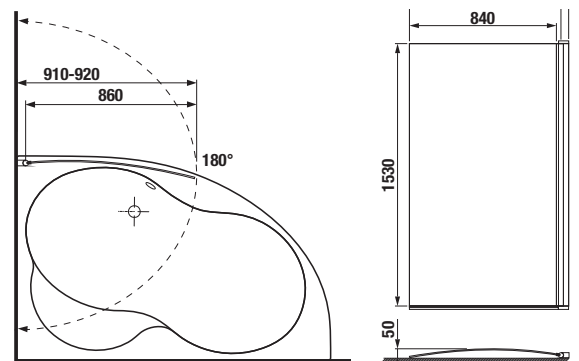
Bath screen 90 cm, left/right, one-piece, polished silver profile, 6 mm transparent glass with JIKA Perla Glass finish. For Mio asymmetric bathtubs.

Article number	Dimension (mm)	Height (mm)	Thickness (mm)		Glass design
2.5624.2.002.668.1	910	1530	6	left/right	transparent glass

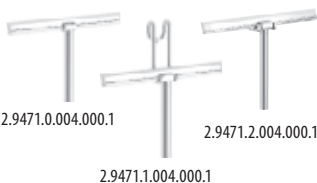
charge 668 – transparent glass



left/right version



recommended

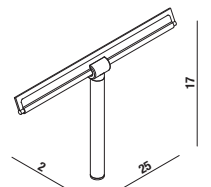


2.9471.0.004.000.1

2.9471.2.004.000.1

2.9471.1.004.000.1

Article number	Description
2.9471.0.004.000.1	glass spatula, chrome
2.9471.1.004.000.1	glass spatula with enclosure-hung holder, chrome
2.9471.2.004.000.1	glass spatula with wallhung holder, chrome





Mio-N series can be complemented with a sleek pedestal-type single-lever faucet (with automatic outlet) that allures by its perfect curves.



Benefits

- Extended five-year warranty
- Broad range of faucets
- Quality ceramic cartridges \varnothing 40 mm (Spain)
- Washbasin faucets with water-saving aerators
- Flow rate of 5.7 l/min, Neoperl (Germany)
- Aerators are made from a special material that prevents scale deposition.
- Wall-mounted bathtub and shower faucets feature non-return valves preventing siphonage of dirty water.
- Certified quality connection hoses made of stainless steel by Tucai (Spain).
- Shower column equipped with a height-adjustable head shower and two hand-spray holders (fixed holder built into the faucet body, sliding holder on the slide bar).
- Complete assembly, including 100% testing of all faucets in our Znojmo plant.
- Broad range of shower accessories

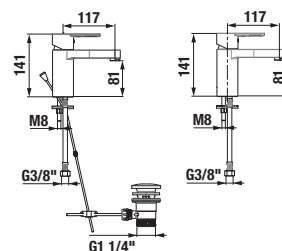
washbasin faucet



NEW

Article number	Description
3.111V.1.004.111.1	washbasin single-lever mixer faucet, pedestal type, with automatic outlet, flow rate of 5.7 l/min. Available in Q3 2015.
3.111V.1.004.110.1	washbasin single-lever mixer faucet, pedestal type, without an outlet, flow rate of 5.7 l/min. Available in Q3 2015.

Optional:
3.7271.0.004.010.1 angle valve Mio 3/8"-1/2", chrome, 2 pcs



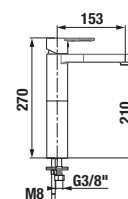
washbasin faucet



NEW

Article number	Description
3.111V.8.004.120.1	washbasin single-lever mixer faucet, pedestal type, for washbasin bowls without an outlet, flow rate of 5.7 l/min. Available in Q3 2015.

Optional:
3.7271.0.004.010.1 angle valve Mio 3/8"-1/2", chrome, 2 pcs



Five-year guarantee for all faucets (surface and cartridges).



Two-year guarantee for shower accessories.



All faucets are tested for 70 000 cycles.



Flow rate of all faucets is 6 l/min.

bidet faucet

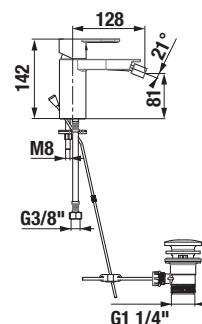


NEW

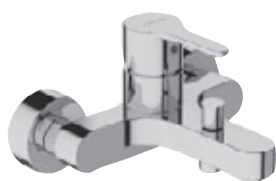
Article number	Description
3.411V.1.004.111.1	bidet single-lever mixer faucet, pedestal type, with automatic outlet. Available in Q3 2015.
3.411V.1.004.110.1	bidet single-lever mixer faucet, pedestal type, without outlet. Available in Q3 2015.

Optional:

3.7271.0.004.010.1	angle valve MIO 3/8"-1/2", chrome, 2 pcs
--------------------	--



bathtub faucet without a shower set



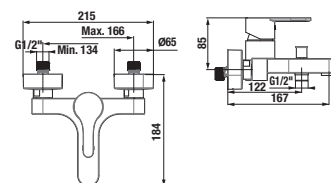
NEW

Article number	Description
3.211V.7.004.400.1	bathtub single-lever mixer faucet, wall-mounted type, without a shower kit. Available in Q3 2015.

Optional:

NEW

3.651X.0.004.362.1	shower kit (hand shower \varnothing 130 mm, 4 different functions, shower holder, shower hose 1.7 m)
3.651X.0.004.363.1	shower kit (hand shower 130×130 mm, 4 different functions, shower holder, shower hose 1.7 m)
3.651X.0.004.472.1	shower kit (hand shower \varnothing 130 mm, 4 different functions, slide bar, chrome-plated soap dish, shower hose 1.7 m)
3.651X.0.004.473.1	shower kit (hand shower 130×130mm, 4 different functions, slide bar, chrome-plated soap dish, shower hose 1.7 m)

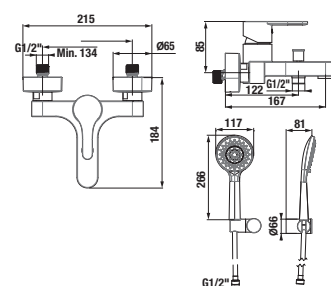


bathtub faucet with a shower set



NEW

Article number	Description
3.211V.7.004.131.1	bathtub single-lever mixer faucet, wall-mounted type, with a shower set (hand shower \varnothing 130mm, 4 different functions, shower hose 1.7 m). Available in Q3 2015.



shower faucet without a shower set



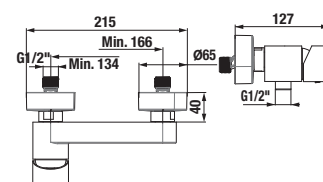
NEW

Article number	Description
3.311V.7.004.400.1	shower single-lever mixer faucet, wall-mounted type, without a shower set. Available in Q3 2015.

Optional:

NEW

3.651X.0.004.362.1	shower set (hand shower \varnothing 130 mm, 4 different functions, shower holder, shower hose 1.7 m)
3.651X.0.004.363.1	shower set (hand shower 130×130 mm, 4 different functions, shower holder, shower hose 1.7 m)
3.651X.0.004.472.1	shower set (hand shower \varnothing 130 mm, 4 different functions, slide bar, chrome-plated soap dish, shower hose 1.7 m)
3.651X.0.004.473.1	shower set (hand shower 130×130mm, 4 different functions, slide bar, chrome-plated soap dish, shower hose 1.7 m)

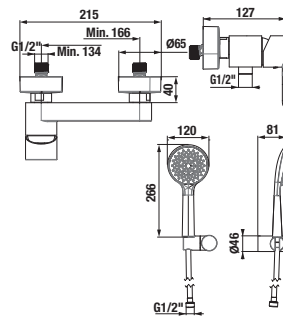


shower faucet with a shower set



NEW

Article number	Description
3.311V.7.004.131.1	shower single-lever mixer faucet, wall-mounted type, with a shower set (hand shower \varnothing 130 mm, 4 different functions, shower hose 1.7 m). Available in Q3 2015.



shower set Cubito-N



NEW

Article number	Description
3.651X.0.004.362.1	shower set (hand shower \varnothing 130 mm, 4 different functions, shower holder, shower hose 1.7 m). Available in Q3 2015.
3.651X.0.004.363.1	shower set (hand shower 130x130 mm, 4 different functions, shower holder, shower hose 1.7 m). Available in Q3 2015.
3.651X.0.004.472.1	shower set (hand shower \varnothing 130 mm, 4 different functions, slide bar, chrome-plated soap dish, shower hose 1.7 m). Available in Q3 2015.
3.651X.0.004.473.1	shower set (hand shower 130x130mm, 4 different functions, slide bar, chrome-plated soap dish, shower hose 1.7 m). Available in Q3 2015.

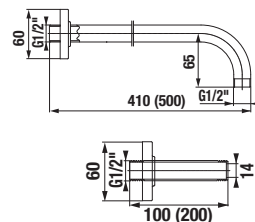


shower arm Cubito-N



NEW

Article number	Description
3.661X.0.004.005.1	shower arm, wall-mounted, 400 mm. Available in Q3 2015.
3.661X.0.004.006.1	shower arm, wall-mounted, 500 mm. Available in Q3 2015.
3.661X.0.004.001.1	shower arm, ceiling-mounted, 100 mm. Available in Q3 2015.
3.661X.0.004.002.1	shower arm, ceiling-mounted, 200 mm. Available in Q3 2015.

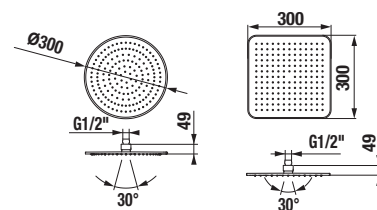


head shower Cubito-N



NEW

Article number	Description
3.671X.1.004.230.1	head shower \varnothing 300 mm, stainless steel. Available in Q3 2015.
3.671X.1.004.130.1	head shower 300x300 mm, stainless steel. Available in Q3 2015.



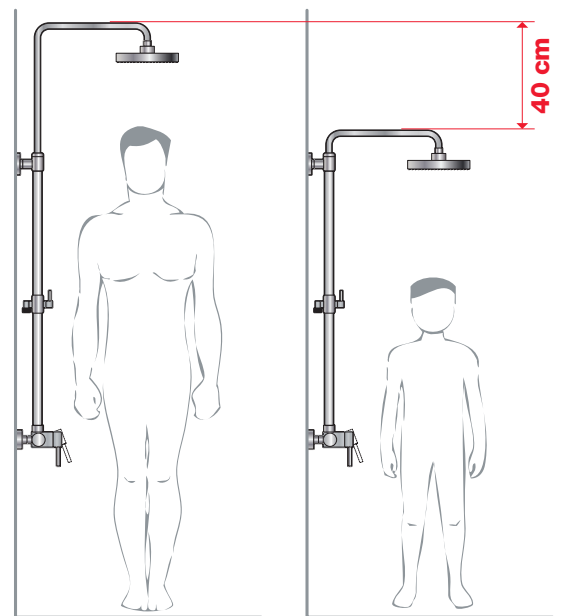
Spare parts can be found on page 324.

mio



Telescopic shower column Mio-N

- Head shower Ø 200 mm, ABS
- Height-adjustable slide bar, sliding range of 40 cm
- Fixed holder built into the faucet body
- Sliding holder on the slide bar
- Hand-spray Ø 130 mm with four different functions
- Shower hose 1.7 m equipped with anti-twist system.



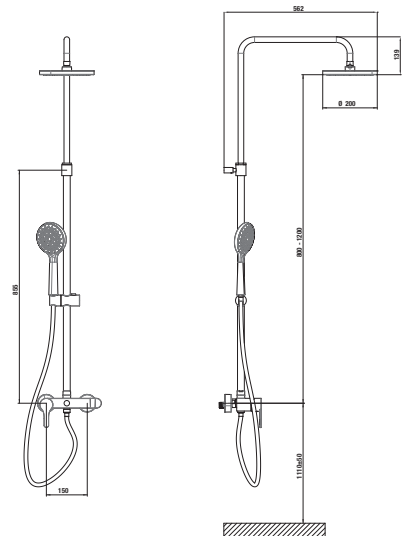
40 cm height-adjustable

shower column



NEW

Article number Description
 3.311V.7.004.571.1 shower column (shower single-lever mixer faucet, head shower Ø 200 mm, hand shower Ø 130 mm, 4 different functions, shower hose 1.7 m). **Available in Q3 2015.**





Mio series washbasin can be complemented by an elegant pedestal single-lever mixer (with automatic outlet) that allures by its perfect curves.



Angle valves offered in the same design as Mio faucets complete the stylish and modern bathroom environment.



Perlators are made from special material on which limescale does not settle; thus, no more strenuous cleaning is necessary.



Mio line faucets contain high quality ceramic cartouches with OPTIM ECO system.



Mio series head shower in its popular version with rain feature is very easy to clean thanks to the Clean Touch technology – soft rubber elements used for shower nozzles make scale break off even upon a soft touch.

Benefits

- extended 5-year guarantee
- ceramic cartridge, OPTIM ECO system
- perlators are made of a special material that repels limescale
- selectors - non-return valve preventing siphonage of dirty water
- Kerox ceramic cartridges (Hungary)
- fluhs ceramic valves (Germany)
- Neoperl aerators (Germany)
- Tucai stainless connecting hoses (Spain)

recommended



Washbasin siphon, angle valve and accessories

8.9034.9.000.000.1	installation kit for washbasins
3.7471.0.004.000.1	washbasin siphon Mio 5/4" – 32 mm, chrome, brass
3.7271.0.004.010.1	angle valve Mio 3/8" – 1/2", chrome, 2 pcs



Two-year guarantee for shower accessories.



Five-year guarantee for all faucets (surface and cartridges).



All faucets are tested for 70 000 cycles.

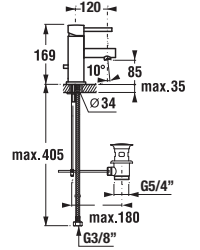


Shower set includes a hand shower, a hose and a holder or a shower bar.

washbasin faucet



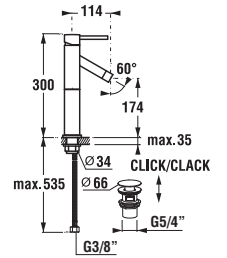
Article number	Description
3.1171.1.004.001.1	washbasin faucet with pop-up, chrome
Optional:	
3.7271.0.004.010.1	angle valve Mio 3/8"-1/2", chrome, 2 pcs



washbasin high spout faucet



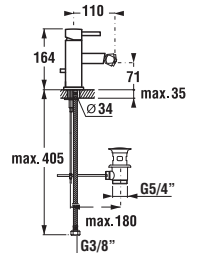
Article number	Description
3.1171.8.004.002.1	washbasin high spout faucet with Click-Clack waste, chrome
Optional:	
3.7271.0.004.010.1	angle valve Mio 3/8"-1/2", chrome, 2 pcs



bidet faucet



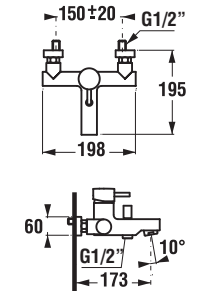
Article number	Description
3.4171.1.004.001.1	bidet faucet with pop-up, chrome
Optional:	
3.7271.0.004.010.1	angle valve Mio 3/8"-1/2", chrome, 2 pcs



bathtub faucet without shower set



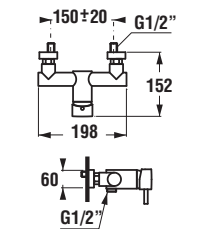
Article number	Description
3.2171.7.004.000.1	bath/shower wall mounted faucet w/o shower set, chrome
Optional:	
3.6071.0.004.021.1	shower set (hand shower 5 functions, hand shower holder, shower hose 1.7 m), chrome
3.6071.0.004.020.1	shower set (hand shower 1 function, hand shower holder, shower hose 1.7 m), chrome
3.6071.1.004.020.1	shower set (hand shower 1 function, sliding bar, hose 1.7 m)
3.6071.1.004.021.1	shower set (hand shower 5 functions, sliding bar, hose 1.7 m)



shower faucet without shower set



Article number	Description
3.3171.7.004.000.1	shower wall mounted faucet w/o shower set, chrome
Optional:	
3.6071.0.004.021.1	shower set (hand shower 5 functions, hand shower holder, shower hose 1.7 m), chrome
3.6071.0.004.020.1	shower set (hand shower 1 function, hand shower holder, shower hose 1.7 m), chrome
3.6071.1.004.020.1	shower set (hand shower 1 function, sliding bar, hose 1.7 m)
3.6071.1.004.021.1	shower set (hand shower 5 functions, sliding bar, hose 1.7 m)



OPTIM ECO

By turning the knob on the cartridge you can easily control the temperature of mixed water; by unscrewing the limiting bolt on the control cartridge valve, you can reduce the water flow.

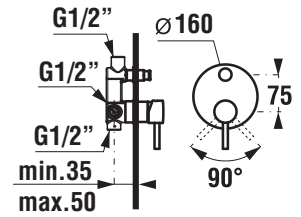


All faucets are tested for 70 000 cycles.

bath/shower concealed faucet without shower set



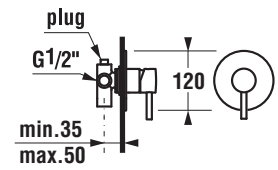
Article number	Description
3.2071.6.004.000.1	concealed bath/shower faucet, chrome
Optional:	
3.6071.0.004.021.1	shower set (hand shower 5 functions, hand shower holder, shower hose 1.7 m), chrome
3.6071.0.004.020.1	shower set (hand shower 1 function, hand shower holder, shower hose 1.7 m), chrome
3.6071.1.004.020.1	shower set (hand shower 1 function, sliding bar, hose 1.7 m)
3.6071.1.004.021.1	shower set (hand shower 5 functions, sliding bar, hose 1.7 m)
3.7171.0.004.020.1	washbasin/bathtub spout 1/2", chrome
3.6371.0.004.000.1	elbow connection 1/2", brass, check valve, chrome



shower concealed faucet without shower set



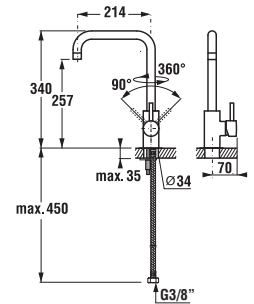
Article number	Description
3.3071.6.004.000.1	shower concealed faucet, chrome
Optional:	
3.6071.0.004.021.1	shower set (hand shower 5 functions, hand shower holder, shower hose 1.7 m), chrome
3.6071.0.004.020.1	shower set (hand shower 1 function, hand shower holder, shower hose 1.7 m), chrome
3.6071.1.004.020.1	shower set (hand shower 1 function, sliding bar, hose 1.7 m)
3.6071.1.004.021.1	shower set (hand shower 5 functions, sliding bar, hose 1.7 m)
3.6371.0.004.000.1	elbow connection 1/2", brass, check valve, chrome



sink faucet



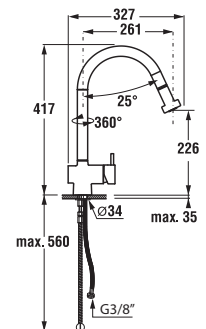
Article number	Description
3.5171.1.004.200.1	sink monoblock faucet, chrome



kitchen pull-out faucet



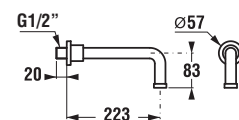
Article number	Description
3.5171.1.004.300.1	kitchen pull-out faucet, chrome



washbasin/bathtub spout 1/2"



Article number	Description
3.7171.0.004.020.1	washbasin/bathtub spout Mio 1/2", chrome



Spare parts can be found on page 324.


head showers



5 functions



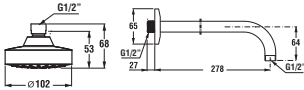

Article number	Description
3.6771.0.004.021.1	Mio head shower 5 functions: normal, massage, massage + normal, bubbling, bubbling + normal, ø 100 mm, chrome
3.6627.0.004.020.1	shower arm, chrome (optional)



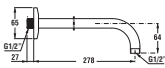
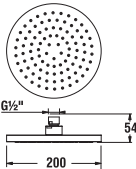
1 function



Article number	Description
3.6771.0.004.020.1	Mio head shower 1 function, ø 100 mm, chrome
3.6627.0.004.020.1	shower arm, chrome (optional)



Article number	Description
3.6771.0.004.042.1	Mio head shower, 1 function, showering part chrome
3.6627.0.004.020.1	shower arm, chrome (optional)



Article number	Description
3.6771.0.004.041.1	Mio head shower, 1 function, showering part grey plastic
3.6627.0.004.020.1	shower arm, chrome (optional)

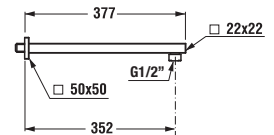


head shower



3.6742.0.004.000.1

Article number	Description
3.6742.0.004.000.1	head shower, chrome
3.6742.0.004.042.1	head shower, chrome
3.6642.0.004.000.1	shower arm, chrome

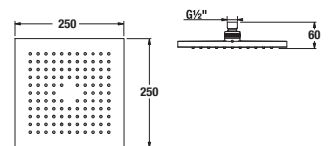

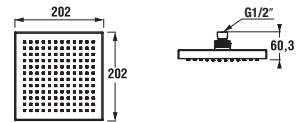


3.6742.0.004.042.1



CLEAN TOUCH

Function that facilitates cleaning of shower jets; soft rubbers guarantee easy removal of limescale.



OPTIM ECO

By turning the knob on the cartridge you can easily control the temperature of mixed water; by unscrewing the limiting bolt on the control cartridge valve, you can reduce the water flow.



All faucets are tested for 70 000 cycles.



Thermostatic faucets

Main benefits of thermostatic faucets include quick temperature setting and the ability to maintain constant water temperature regardless of supply water pressure/temperature variations. Safety is also an important factor; that is why faucets provide several safety features. The thermostat reacts instantly in case of cold water supply failure, blocking faucet output to prevent user's scalding.

Another safety feature is provided by the integrated button set precisely to 38 °C. In case the user wishes to set a higher temperature, he/she must press this button to continue with temperature control, up to the maximum of 50 °C. This safety feature is of key importance for the smallest users - children.

Thermostat benefits

■ Speed and precision - Quick reaction

High-quality thermostatic valve provides for instant supply of mixed water at the required temperature level.

■ Water savings – Eco stop – the button that saves water.

Mio thermostatic shower column provides water-flow control valve that informs the user of reaching 50 percent of the faucet's design flow-rate. In order to set a higher flow-rate, you need to press the button to unlock.

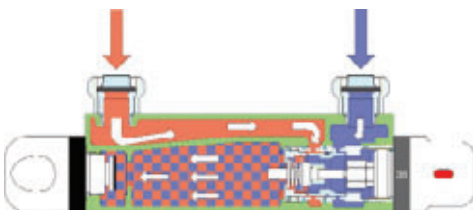
■ Safety – Safety stop – the button that protects.

Thermostatic valve control includes a built-in safety button that prevents water temperature setting above the comfortable and safe level of 38 °C. In order to set water temperature above 38 °C (but not more than 50 °C), you need to press the button to unlock.

■ Hot water supply blocking - in case of cold water supply failure, the smart thermostat reacts instantly, blocking hot water supply to prevent user's scalding.

■ Stable water temperature setting - the smart thermostat ensures constant water temperature with no temperature fluctuations.

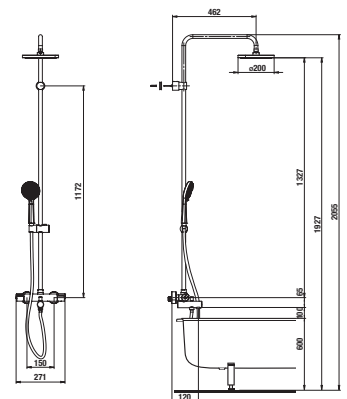
■ Dual diverter - for bathtub and shower thermostatic column there is a diverter for switching between bathtub filling or hand-spray or head shower.



bathtub thermostatic column

NEW

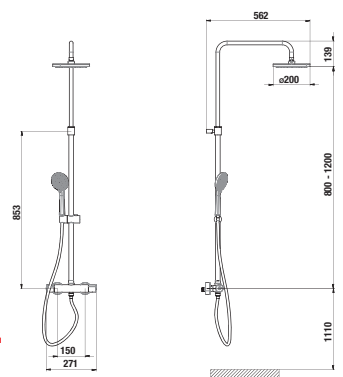
Article number	Description
3.2371.7.004.571.1	bathtub thermostatic column (bathtub faucet with a diverter, head shower Ø 200 mm, hand shower Ø 100 mm, 3 different functions, shower hose 1.7 m)



shower thermostatic column

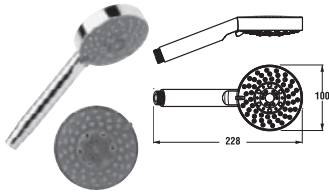
NEW

Article number	Description
3.3371.7.004.571.1	shower thermostatic column (shower faucet, head shower Ø 200 mm, hand-spray Ø 100 mm, 3 different functions, shower hose 1.7 m). Available in Q3 2015.



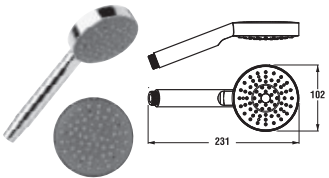
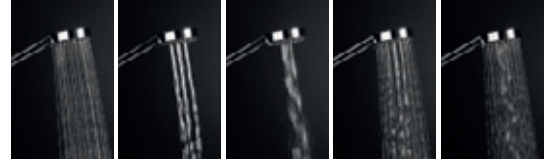
Spare parts can be found on page 324.

hand shower



5 functions

Article number	Description
3.6171.0.004.021.1	Mio hand shower 5 functions: normal, massage, massage + normal, bubbling, bubbling + normal



1 function

Article number	Description
3.6171.0.004.020.1	Mio hand shower 1 function, 100 mm, chrome



shower set




5 functions

Article number	Description
3.6071.0.004.021.1	shower set (hand shower 5 functions, hand shower holder, shower hose 1.7 m), chrome




1 function

Article number	Description
3.6071.0.004.020.1	shower set (hand shower 1 function, hand shower holder, shower hose 1.7 m), chrome



1 function

Article number	Description
3.6071.1.004.020.1	shower set (hand shower 1 function, sliding bar, hose 1.7 m)



5 functions

Article number	Description
3.6071.1.004.021.1	shower set (hand shower 5 functions, sliding bar, hose 1.7 m)



CLEAN TOUCH
Function that facilitates cleaning of shower jets; soft rubbers guarantee easy removal of limescale.

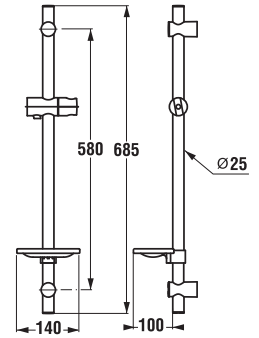


ANTI TWIST
all shower hoses feature this anti-twist system, concealed in the hose cone.

sliding bar



Article number	Description
3.6471.0.004.001.1	Mio sliding bar with shower holder and soap dish, 600 mm, chrome

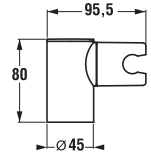


mio

hand shower holder



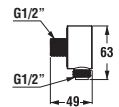
Article number	Description
3.6571.0.004.000.1	Mio hand shower holder, chrome



elbow connection



Article number	Description
3.6371.0.004.000.1	Mio elbow connection 1/2", brass, check valve, chrome



shower hose



Article number	Description
3.6271.0.002.010.1	Mio shower hose 1.7 m, reinforced PVC, silver
3.6271.0.002.020.1	Mio shower hose 2 m, reinforced PVC, silver



All shower hoses feature this Anti-twist system, concealed in the hose cone.



angle valve + waste valve

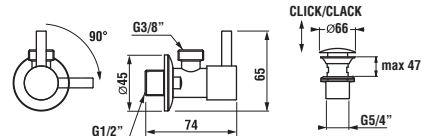


angle valve



waste vale

Article number	Description
3.7171.0.004.020.1	washbasin/bathtub spout 1/2", chrome
3.7271.0.004.010.1	angle valve 3/8"-1/2", chrome, 2 pcs
3.9171.0.004.000.1	washbasin waste Click-Clack, chrome-plated



Shower accessories of individual series are compatible, i.e. they can be easily combined.



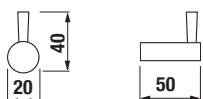
Spare parts can be found on page 324.



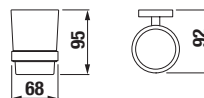
The Mio series of bathroom accessories relies on the perfect workmanship. The most significant detail is a circle - for noble wall mounting or to make an attractive end of a hand towel hook and other small necessities in your bathroom.



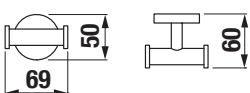
Article number	Description
3.8774.1.004.000.1	hook, chrome



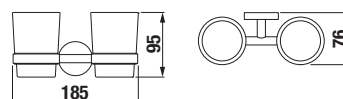
Article number	Description
3.8474.3.004.000.1	glass tumbler holder wall model, complete, chrome



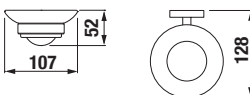
Article number	Description
3.8774.2.004.000.1	double hook, chrome



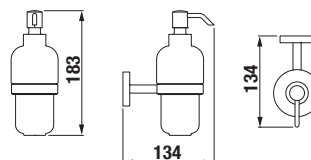
Article number	Description
3.8474.4.004.000.1	double glass tumbler holder wall model, complete, chrome



Article number	Description
3.8474.1.004.000.1	glass soap dish wall model, complete, chrome




Article number	Description
3.8474.5.004.000.1	ceramic soap dispenser wall model, complete, chrome



Article number	Description
3.8474.2.004.000.1	soap basket, chrome



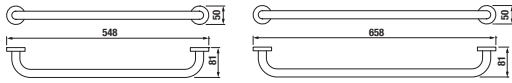
Article number	Description
3.8174.7.004.000.1	fixed towel holder, 330 mm, chrom



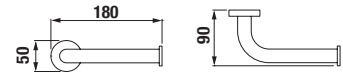
Spare parts can be found at www.jika.eu, section **FOR PROFESSIONALS**.



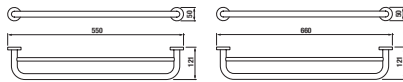
Article number	Description
3.8174.1.004.000.1	towel bar, 55 cm, chrome
3.8174.2.004.000.1	towel bar, 66 cm, chrome



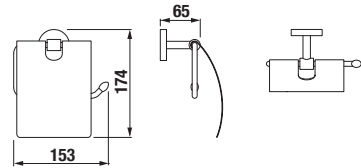
Article number	Description
3.8374.2.004.000.1	reserve toilet paper holder, chrome



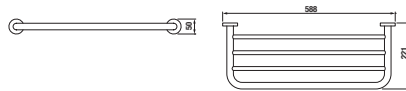
Article number	Description
3.8174.3.004.000.1	double towel bar, 55 cm, chrome
3.8174.4.004.000.1	double towel bar, 66 cm, chrome



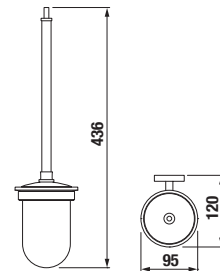
Article number	Description
3.8374.1.004.000.1	toilet paper holder with cover, chrome



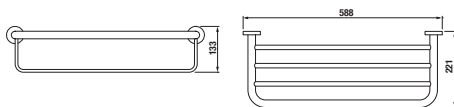
Article number	Description
3.8174.5.004.000.1	bath towel rack, 58,8 cm, chrome



Article number	Description
3.8374.3.004.000.1	glass toilet brush set, wall model, complete, chrome




Article number	Description
3.8174.6.004.000.1	bath towel rack with towel bar, 58,8 cm, chrome



Article number	Description
2.9471.0.004.000.1	glass spatula, chrome



Article number	Description
3.8574.1.004.000.1	glass shelf, incl. holders, 50 cm, chrome



Article number	Description
2.9471.1.004.000.1	glass spatula with enclosure-hung holder, chrome




Article number	Description
3.8174.8.004.000.1	towel rail, chrome



Article number	Description
2.9471.2.004.000.1	glass spatula with wallhung holder, chrome

TIGO



bathroom series / **TIGO**

Tigo means cleanliness and elegance. Cabinets' smooth lacquered surfaces are not broken by complicated handles. The 100 cm asymmetrical washbasin exudes harmony and luxury thanks to its generous storage space on the left and its rounded edges. Ample storage space is provided by the tall wallhung cabinet as well as practical fully extendable drawers.



TIGO





Tigo 125 cm double washbasin can be combined either with a vanity unit or a towel rail and a shelf. Namely the open variation highlights the clean lines of this modern series.

TIGO



Thanks to their shaping and depth of merely 37 cm, Tigo asymmetrical washbasins can nicely fit even into the smallest bathrooms; in spite of their small size, they offer plenty of space to put things.



Tigo 100 cm washbasin is available for left or right installation, depending on the layout of your bathroom.



Tigo 80 cm washbasin is only offered in the version with storage space on the left.




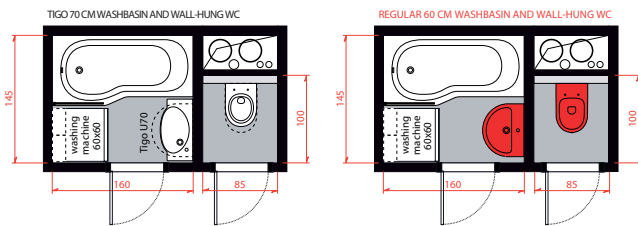


Green is the colour of hope, spring and positive expectations. And small bathroom size will not prevent you from creating truly modern, quality and highly functional space for your private hygiene. And what is more, you can even fit in your washing machine! It does not matter that the floor plan of this bathroom is smaller than 5 m² (2.6 × 1.8 m).




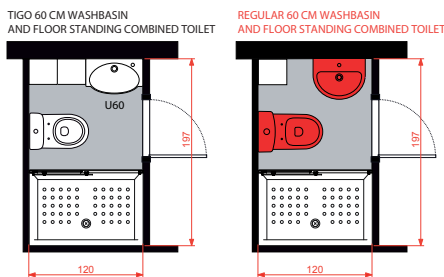
Unique concept for small bathrooms

2,3 m² + 0,85 m²



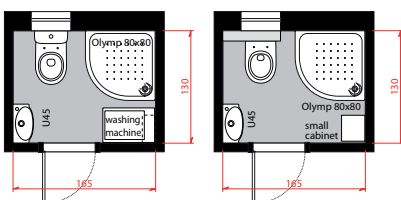
You can have enough bathroom space even with a large washbasin and a washing machine. You only need to make the right choice. Tigo series washbasins only take 37 cm, thus saving a lot of precious space. In addition, you can place shallow cabinets above the washing machine, in order to store anything you need in your bathroom.

2,4 m²




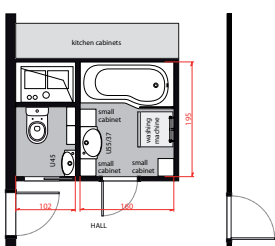
Each centimetre counts in compact bathrooms. With the shortest Tigo combined toilet (depth of only 62 cm) and Tigo washbasin (width of 60 cm) you can save space, thus preventing any feeling of cramped space. Space under the washbasin can be used for a cabinet to store towels, while placing a washing machine right next to it. A shower enclosure with the shower tray of 120 x 80 cm will be a perfect choice not only for the elderly.

2,15 m²



With the help of TIGO series you will even be able to furnish your panel-building bathroom with a washing machine, that would otherwise occupy space in your kitchen or in the hallway. You only need to replace the traditional washbasin by a small TIGO washbasin (45 cm) and a swivel cabinet, and complement Mio shower enclosure by Olymp shower tray. These can be complemented with a combined toilet (62 cm) or a wall-hung Tigo WC (49 cm), and thus you acquire enough room for your washing machine. We also recommend placing a shallow cabinet above it.

3,1 m² + 1,3 m²



No matter how small your bathroom is, you need enough room to keep a number of those little bathroom accessories. Shallow and tall cabinets are just perfect for this purpose. They don't steal precious bathroom space, while keeping your bathroom tidy. A large mirror can make bathroom space appear larger, while properly selected illumination is able to make every panel-building bathroom shining.



Vanity unit, 65 cm wide, accompanied by another side cabinet, provides a number of options to put things. And it fits into a bathroom with the floor plan of only 2.6 × 1.3 m.



Also the spacious shower enclosure of 100 × 80 cm fits perfectly into a small bathroom. Of course, your WC must be placed separately in this case, as the toilet really cannot fit into the space of only 1.8 × 1.3 m.



Also very narrow bathrooms can be easily furnished with products from the Tigo series. The water-saving combined toilet, a 65 cm washbasin and a spacious shower enclosure can fit to the floor plan of only 1.2 × 2.6 m.



While white represents the traditional bathroom colour, dark tone is a sign of rareness. It looks elegant, namely in combination with white ceramics. Such as the Tigo vanity unit in mokka colour.





The smallest wallhung WC is only 49 cm deep. This has no effect whatsoever on your comfort, as the seating part measures 43 cm, which is standard dimension for any WC. User comfort is improved by the Slowclose feature to make seat closing operation slow and quiet.

An ideal product for small bathrooms is a close-coupled toilet cistern and WC pan with a total length of a mere 62 cm. In addition to this feature it uses 3/4.5l in one flush, which saves a lot of water used for flushing. People with bathrooms without windows will also appreciate an insulated element against dew formation which will prevent moisture from condensing on the tank surface.



ceramic products



For our offer of concealed modules please see the chapter Concealed Modules

furniture



The Tigo are recommended with Clear mirrors, can be found in the Mirrors section

bathtubs and bath screens



shower enclosure and shower trays



faucets



recommended accessories



PURE

GENERIC

Pure series bathroom accessories can be found in the Pure section and Generic in the Bathroom Accessories section.



Tigo 70 cm washbasin, with its unconventional faucet located on the right, is only 37 cm deep. Interior can be complemented as necessary by the vanity unit. 70 cm washbasin is available either with a tap hole on the right, or without a tap hole.



Tigo 55 cm washbasin, with its unconventional faucet located on the left or on the right, is only 37 cm deep. Interior can be complemented as necessary by the vanity unit.



Tigo 55 cm washbasin with central tap hole and the depth of 41 cm. Interior can be complemented as necessary by the vanity unit.



125 cm double washbasin is only 38.5 cm deep, which means it can provide comfort of a larger private space even in a relatively small bathroom.



100 cm washbasin with a tap hole both on the left and on the right (or 80 cm with a tap hole only on the right), in the version with a siphon and a shelf, provides ample storage space, including a practical towel rail.



65 cm washbasin, with a tap hole only on the right, offers ingenious solution for space to put things even in really small bathrooms.



Stainless Tigo towel rail is not only practical bathroom accessory, but also a nice design tidbit.



TOTAL CLEAN
System of flushing channels all around the toilets pan rim for perfect rinsing.



DUAL FLUSH
Economic flow flushing mechanism with a 4.5 or 3 litre water volume option.



STOP CONDENSATION
Toilet tank includes an element against the formation of condensation.



SLOWCLOSE
Sophisticated mechanism slowing down closing of the seat and the cover.



100% recyclable product
Sanitary ware is 100% recyclable; granulated material can be returned to the manufacturing process, or it can be employed in other fields of industry.



10-year warranty for all ceramic products and bathroom accessories.

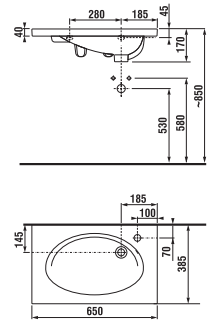
countertop washbasin 65 cm



Article number	Description	yyy: 106	109
8.1221.6.000.yyy.1	countertop washbasin 65 cm	x	x

Optional:
 3.8121.1.004.000.1 front-mounted towel rail for Tigo 65 cm washbasin, stainless steel
 3.8121.4.004.000.1 side-mounted towel rail for Tigo washbasins, left/right, stainless steel

Front and side holders cannot be installed at the same time.



countertop washbasin 80 cm

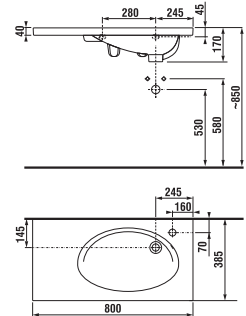


Article number	Description	yyy: 106	109
8.1221.8.000.yyy.1	countertop washbasin 80 cm*	x	x

* smoothing compound is included in the package

Optional:
 3.8121.2.004.000.1 front-mounted towel rail for Tigo 65 cm washbasin, stainless steel
 3.8121.4.004.000.1 side-mounted towel rail for Tigo washbasins, left/right, stainless steel

Front and side holders cannot be installed at the same time.



asymmetric countertop washbasin 100 cm

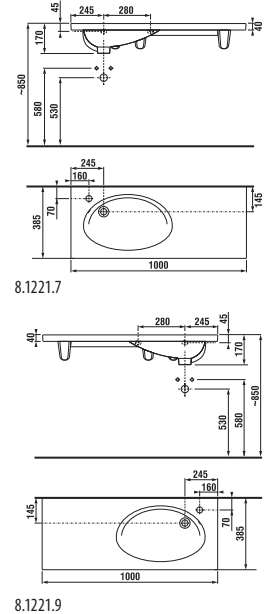


Article number	Description	yyy: 105	106	109
8.1221.7.000.105.1	asymmetric countertop washbasin 100 cm* (washbasin on the left side)	x		
8.1221.7.000.109.1	asymmetric countertop washbasin 100 cm* (washbasin on the left side)			x
8.1221.9.000.106.1	asymmetric countertop washbasin 100 cm* (washbasin on the right side)		x	
8.1221.9.000.109.1	asymmetric countertop washbasin 100 cm* (washbasin on the right side)			x

* smoothing compound is included in the package

Optional:
 3.8121.5.004.000.1 front-mounted towel rail for Tigo 100 cm washbasin, stainless steel
 3.8121.4.004.000.1 side-mounted towel rail for Tigo washbasins, left/right, stainless steel

Front and side holders cannot be installed at the same time.



countertop double washbasin 125 cm

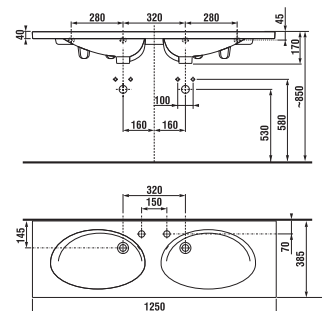


Article number	Description	yyy: 104	109
8.1421.7.000.yyy.1	countertop double washbasin 125 cm*	x	x

* smoothing compound is included in the package

Optional:
 3.8121.3.004.000.1 front-mounted towel rail for Tigo 125 cm washbasin, stainless steel
 3.8121.4.004.000.1 side-mounted towel rail for Tigo washbasins, left/right, stainless steel

Front and side holders cannot be installed at the same time.






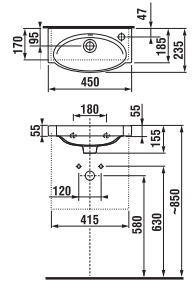
Spare parts can be found on page 321.

small washbasin 45 cm



Article number	Description
8.1521.2.000.yyy.1	small washbasin 45 cm



yyy: 105	106	109
		
x	x	x

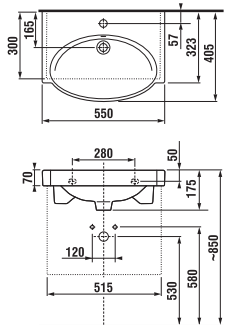


washbasin 55 x 41 cm



Article number	Description
8.1121.2.000.yyy.1	washbasin 55 x 41 cm




yyy: 104	109
	
x	x

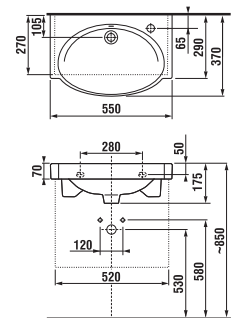


washbasin 55 x 37 cm



Article number	Description
8.1021.2.000.yyy.1	washbasin 55 x 37 cm




yyy: 105	106	109
		
x	x	x

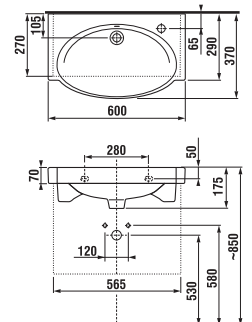


washbasin 60 cm



Article number	Description
8.1021.3.000.yyy.1	washbasin 60 cm



yyy: 105	106	109
		
x	x	x

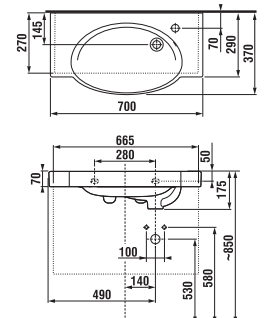


washbasin 70 cm



Article number	Description
8.1021.5.000.yyy.1	washbasin 70 cm

yyy: 106	109
	
x	x



wallhung WC



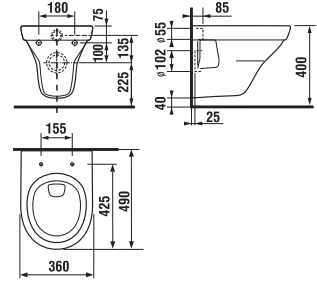
Article number	Description
8.2021.3.000.000.1	wallhung WC Compact, flushing with 3/4.5 liters, closed water rim

Optional:

8.9338.5.300.063.1	duroplast seat and cover with antibacterial treatment, with lowering system Slowclose, chrome-plated hinges
8.9338.4.300.063.1	duroplast seat and cover with antibacterial treatment, steel hinges



Tigo wallhung toilet bowl can be fitted with Roca Multiclin Round bidet seat. (For more details see Roca catalogue or www.roca.com).



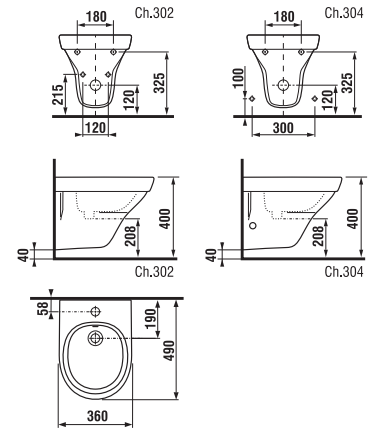
wallhung bidet



Article number	Description
8.3021.1.000.304.1	wallhung bidet, side holes for water inlet
8.3021.1.000.302.1	wallhung bidet, without side holes for water inlet

Optional:

8.9034.9.000.890.1	installation kit with white covers
8.9034.9.000.891.1	installation kit with chrome-plated covers



WC combination



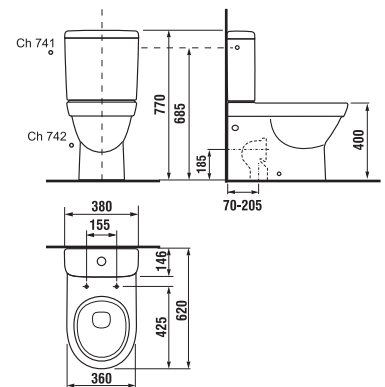
Article number	Description	Water inlet
8.2421.6.000.000.1	WC pan, back to wall model, Vario outlet, uses 3/4.5 l in one flush, (recommended with tank 8.2821.2)	x
8.2821.2.000.741.1	WC cistern, water inlet on the side, incl. an element against the formation of condensation	x
8.2421.6.000.231.1	WC pan, back to wall model, Vario outlet, uses 3/4.5 l in one flush, (recommended with tank 8.2821.3)	x
8.2821.3.000.742.1	WC cistern, bottom water inlet, without element against the formation of condensation	x

Optional:

8.9338.5.300.063.1	duroplast seat and cover with antibacterial treatment, with lowering system Slowclose, chrome-plated hinges
8.9338.4.300.063.1	duroplast seat and cover with antibacterial treatment, steel hinges
8.9009.2.000.000.1	outlet elbow Vario for distances 70–220 mm
8.9902.5.000.000.1	outlet elbow Vario for distances 220–350 mm

Spare parts:

8.2821.2.000.000.1	WC cistern, water inlet on the side, incl. an element against the formation of condensation
8.2821.3.000.000.1	WC cistern, water bottom on the side, without element against the formation of condensation
8.2821.4.000.000.1	cover to cistern
8.9748.5.000.000.1	plastic element against the formation of condensation
7.8220.2.400.0	outlet valve
8.9135.3.000.000.1	inlet valve side 3/8", white
8.9135.4.000.000.1	inlet valve bottom 1/2", white
8.9136.3.000.000.1	push button
8.9175.3.000.000.1	installation kit for WC
8.9417.1.000.000.1	gasket



Spare parts can be found on page 321.



Tall narrow cabinet perfectly frames the space around the washbasin and the mirror. It is available in five colour variants, including green lacquer. It includes four glass shelves, providing ample room for bathroom toiletries. Its surface treatment guarantees maximum moisture resistance, not only at the whole surface, but also at the most vulnerable points, such as edges that are bonded by PUR adhesive. Doors are attached by means of high-quality hinges tested for 30,000 cycles – which means more than twenty years of regular use.



30 000 CYCLES
The highest quality of the door fitting, tested 30 000 open/close cycles



WATERPROOF + ABS
ABS edges glued by PUR glue = maximum level of the water resistance and adhesion.



TEST 30 KG
The load capacity of the drawers is min. 30 kg.



Runners of the drawers with self close system.



Full draw out runners on the drawers.



Tigo washbasin can be ordered together with a small cabinet in a single package for a discounted price. Both products are packed in a single box, which makes transport simpler and guarantees a significant discount in the first place.



Drawers in Tigo cabinets are fully extendable and feature a breaking system with soft-close function. Things located at the very back of the drawer can be reached thanks to the maximum opening position of these drawers.



Tigo furniture can be complemented by sheet-metal organizers to store necessary small items.



Metallic handles are cunningly located at drawer edges. They are simple, perfectly functional and easy to clean.



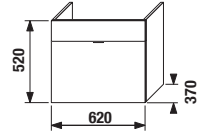
Woodline Crème and Woodline Mokka furniture variations are made of laminated chipboards with wooden texture, providing sufficient resistance to humid bathroom environment. White and Crème/White furniture variations also feature laminated chipboard bodies with wooden texture, but front-end surfaces are lacquered. Green furniture variation features all-lacquered surfaces.

TIGO

vanity unit, incl. washbasin 65 cm



Article number	Description	Colour body/front				
		crème 560	mokka 429	white 500	crème/white 991	green 156
4.5515.5.021.560.1	vanity unit, incl. washbasin 65 cm, with tap hole, 1 drawer, cut-out right side	x				
4.5515.5.021.429.1	vanity unit, incl. washbasin 65 cm, with tap hole, 1 drawer, cut-out right side		x			
4.5515.5.021.500.1	vanity unit, incl. washbasin 65 cm, with tap hole, 1 drawer, cut-out right side			x		
4.5515.5.021.991.1	vanity unit, incl. washbasin 65 cm, with tap hole, 1 drawer, cut-out right side				x	
4.5515.5.021.156.1	vanity unit, incl. washbasin 65 cm, with tap hole, 1 drawer, cut-out right side					x
4.5531.1.021.500.1	sheet-metal organizer to be fitted on cabinet front/door			x		



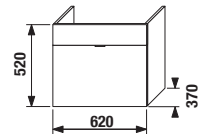
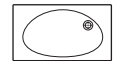
1+1 PACK
small cabinet + washbasin

Packed in 2 cardboards: small cabinet and washbasin separately.

vanity unit, incl. washbasin 65 cm without tap hole



Article number	Description	Colour body/front				
		crème 560	mokka 429	white 500	crème/white 991	green 156
4.5515.6.021.560.1	vanity unit, incl. washbasin 65 cm, without tap hole, 1 drawer, cut-out right side	x				
4.5515.6.021.429.1	vanity unit, incl. washbasin 65 cm, without tap hole, 1 drawer, cut-out right side		x			
4.5515.6.021.500.1	vanity unit, incl. washbasin 65 cm, without tap hole, 1 drawer, cut-out right side			x		
4.5515.6.021.991.1	vanity unit, incl. washbasin 65 cm, without tap hole, 1 drawer, cut-out right side				x	
4.5515.6.021.156.1	vanity unit, incl. washbasin 65 cm, without tap hole, 1 drawer, cut-out right side					x
4.5531.1.021.500.1	sheet-metal organizer to be fitted on cabinet front/door			x		



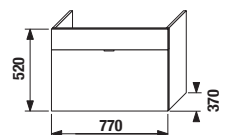
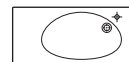
1+1 PACK
small cabinet + washbasin

Packed in 2 cardboards: small cabinet and washbasin separately.

vanity unit, incl. washbasin 80 cm



Article number	Description	Colour body/front				
		crème 560	mokka 429	white 500	crème/white 991	green 156
4.5517.5.021.560.1	vanity unit, incl. washbasin 80 cm, with tap hole, 1 drawer, cut-out right side	x				
4.5517.5.021.429.1	vanity unit, incl. washbasin 80 cm, with tap hole, 1 drawer, cut-out right side		x			
4.5517.5.021.500.1	vanity unit, incl. washbasin 80 cm, with tap hole, 1 drawer, cut-out right side			x		
4.5517.5.021.991.1	vanity unit, incl. washbasin 80 cm, with tap hole, 1 drawer, cut-out right side				x	
4.5517.5.021.156.1	vanity unit, incl. washbasin 80 cm, with tap hole, 1 drawer, cut-out right side					x
4.5531.1.021.500.1	sheet-metal organizer to be fitted on cabinet front/door			x		



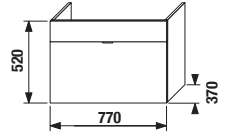
1+1 PACK
small cabinet + washbasin

Packed in 2 cardboards: small cabinet and washbasin separately.

vanity unit, incl. washbasin 80 cm without tap hole



Article number	Description	Colour body/front				
	yyy:	560	429	500	991	156
4.5517.6.021.560.1	vanity unit, incl. washbasin 80 cm, without tap hole, 1 drawer, cut-out right side	x				
4.5517.6.021.429.1	vanity unit, incl. washbasin 80 cm, without tap hole, 1 drawer, cut-out right side		x			
4.5517.6.021.500.1	vanity unit, incl. washbasin 80 cm, without tap hole, 1 drawer, cut-out right side			x		
4.5517.6.021.991.1	vanity unit, incl. washbasin 80 cm, without tap hole, 1 drawer, cut-out right side				x	
4.5517.6.021.156.1	vanity unit, incl. washbasin 80 cm, without tap hole, 1 drawer, cut-out right side					x
4.5531.1.021.500.1	sheet-metal organizer to be fitted on cabinet front/door			x		



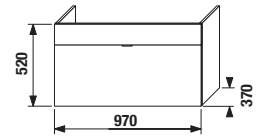
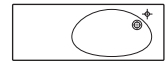
1+1 PACK
small cabinet + washbasin

Packed in 2 cardboards: small cabinet and washbasin separately.

vanity unit, incl. washbasin 100 cm



Article number	Description	Colour body/front				
	yyy:	560	429	500	991	156
4.5518.5.021.560.1	vanity unit, incl. washbasin 100 cm, with tap hole, 1 drawer, cut-out right side	x				
4.5518.5.021.429.1	vanity unit, incl. washbasin 100 cm, with tap hole, 1 drawer, cut-out right side		x			
4.5518.5.021.500.1	vanity unit, incl. washbasin 100 cm, with tap hole, 1 drawer, cut-out right side			x		
4.5518.5.021.991.1	vanity unit, incl. washbasin 100 cm, with tap hole, 1 drawer, cut-out right side				x	
4.5518.5.021.156.1	vanity unit, incl. washbasin 100 cm, with tap hole, 1 drawer, cut-out right side					x
4.5531.1.021.500.1	sheet-metal organizer to be fitted on cabinet front/door			x		



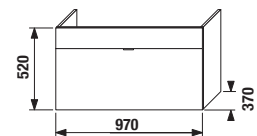
1+1 PACK
small cabinet + washbasin

Packed in 2 cardboards: small cabinet and washbasin separately.

vanity unit, incl. washbasin 100 cm



Article number	Description	Colour body/front				
	yyy:	560	429	500	991	156
4.5518.7.021.560.1	vanity unit, incl. washbasin 100 cm, with tap hole, 1 drawer, cut-out left side	x				
4.5518.7.021.429.1	vanity unit, incl. washbasin 100 cm, with tap hole, 1 drawer, cut-out left side		x			
4.5518.7.021.500.1	vanity unit, incl. washbasin 100 cm, with tap hole, 1 drawer, cut-out left side			x		
4.5518.7.021.991.1	vanity unit, incl. washbasin 100 cm, with tap hole, 1 drawer, cut-out left side				x	
4.5518.7.021.156.1	vanity unit, incl. washbasin 100 cm, with tap hole, 1 drawer, cut-out left side					x
4.5531.1.021.500.1	sheet-metal organizer to be fitted on cabinet front/door			x		



1+1 PACK
small cabinet + washbasin

Packed in 2 cardboards: small cabinet and washbasin separately.

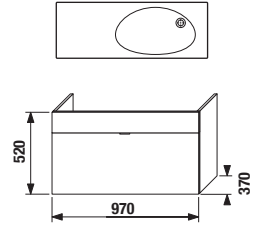


Spare parts can be found on page 322.

vanity unit, incl. washbasin 100 cm without tap hole



Article number	Description	Colour body/front				
		crème 560	mokka 429	white 500	crème/white 991	green 156
4.5518.6.021.560.1	vanity unit, incl. washbasin 100 cm, without tap hole, 1 drawer, cut-out right side	x				
4.5518.6.021.429.1	vanity unit, incl. washbasin 100 cm, without tap hole, 1 drawer, cut-out right side		x			
4.5518.6.021.500.1	vanity unit, incl. washbasin 100 cm, without tap hole, 1 drawer, cut-out right side			x		
4.5518.6.021.991.1	vanity unit, incl. washbasin 100 cm, without tap hole, 1 drawer, cut-out right side				x	
4.5518.6.021.156.1	vanity unit, incl. washbasin 100 cm, without tap hole, 1 drawer, cut-out right side					x
4.5531.1.021.500.1	sheet-metal organizer to be fitted on cabinet front/door			x		



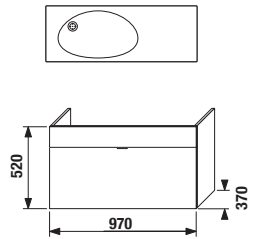
PACK 1+1 1+1 PACK small cabinet + washbasin

Packed in 2 cardboards: small cabinet and washbasin separately.

vanity unit, incl. washbasin 100 cm without tap hole



Article number	Description	Colour body/front				
		crème 560	mokka 429	white 500	crème/white 991	green 156
4.5518.8.021.560.1	vanity unit, incl. washbasin 100 cm, without tap hole, 1 drawer, cut-out left side	x				
4.5518.8.021.429.1	vanity unit, incl. washbasin 100 cm, without tap hole, 1 drawer, cut-out left side		x			
4.5518.8.021.500.1	vanity unit, incl. washbasin 100 cm, without tap hole, 1 drawer, cut-out left side			x		
4.5518.8.021.991.1	vanity unit, incl. washbasin 100 cm, without tap hole, 1 drawer, cut-out left side				x	
4.5518.8.021.156.1	vanity unit, incl. washbasin 100 cm, without tap hole, 1 drawer, cut-out left side					x
4.5531.1.021.500.1	sheet-metal organizer to be fitted on cabinet front/door			x		



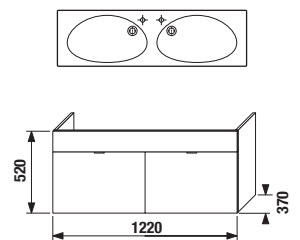
PACK 1+1 1+1 PACK small cabinet + washbasin

Packed in 2 cardboards: small cabinet and washbasin separately.

vanity unit, incl. double washbasin 125 cm



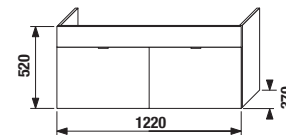
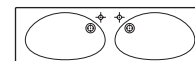
Article number	Description	Colour body/front				
		crème 560	mokka 429	white 500	crème/white 991	green 156
4.5519.5.021.560.1	vanity unit 2 drawers, incl. double WB 125 cm, with tap hole	x				
4.5519.5.021.429.1	vanity unit 2 drawers, incl. double WB 125 cm, with tap hole		x			
4.5519.5.021.500.1	vanity unit 2 drawers, incl. double WB 125 cm, with tap hole			x		
4.5519.5.021.991.1	vanity unit 2 drawers, incl. double WB 125 cm, with tap hole				x	
4.5519.5.021.156.1	vanity unit 2 drawers, incl. double WB 125 cm, with tap hole					x
4.5531.1.021.500.1	sheet-metal organizer to be fitted on cabinet front/door			x		



PACK 1+1 1+1 PACK small cabinet + washbasin

Packed in 2 cardboards: small cabinet and washbasin separately.

vanity unit, incl. double washbasin 125 cm without tap hole



Article number	Description	Colour body/front				
		crème 560	mokka 429	white 500	crème/white 991	green 156
4.5519.6.021.560.1	vanity unit 2 drawers, incl. double WB 125 cm, without tap hole	x				
4.5519.6.021.429.1	vanity unit 2 drawers, incl. double WB 125 cm, without tap hole		x			
4.5519.6.021.500.1	vanity unit 2 drawers, incl. double WB 125 cm, without tap hole			x		
4.5519.6.021.991.1	vanity unit 2 drawers, incl. double WB 125 cm, without tap hole				x	
4.5519.6.021.156.1	vanity unit 2 drawers, incl. double WB 125 cm, without tap hole					x
4.5531.1.021.500.1	sheet-metal organizer to be fitted on cabinet front/door			x		

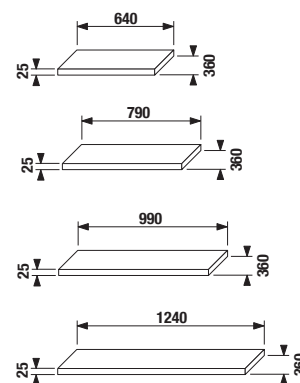
Packed in 2 cardboards: small cabinet and washbasin separately.



1+1 PACK
small cabinet + washbasin

TIGO

shelves



Article number	Description	Colour		
		crème	mokka	white
4.5529.1.021.560.1	shelf under WB 65 cm, incl. 2 consoles	x		
4.5529.1.021.429.1	shelf under WB 65 cm, incl. 2 consoles		x	
4.5529.1.021.500.1	shelf under WB 65 cm, incl. 2 consoles			x
4.5529.2.021.560.1	shelf under WB 80 cm, incl. 2 consoles	x		
4.5529.2.021.429.1	shelf under WB 80 cm, incl. 2 consoles		x	
4.5529.2.021.500.1	shelf under WB 80 cm, incl. 2 consoles			x
4.5529.3.021.560.1	shelf under WB 100 cm, incl. 2 consoles	x		
4.5529.3.021.429.1	shelf under WB 100 cm, incl. 2 consoles		x	
4.5529.3.021.500.1	shelf under WB 100 cm, incl. 2 consoles			x
4.5529.4.021.560.1	shelf under WB 125 cm, incl. 2 consoles	x		
4.5529.4.021.429.1	shelf under WB 125 cm, incl. 2 consoles		x	
4.5529.4.021.500.1	shelf under WB 125 cm, incl. 2 consoles			x

towel rail



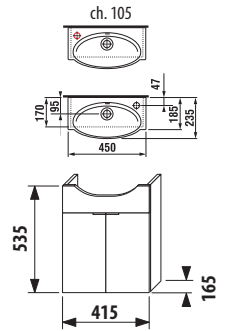
Stainless Tigo towel rail is not only practical bathroom accessory, but also a nice design tidbit.

Article number	Description
3.8121.1.004.000.1	front-mounted towel rail for Tigo 65 cm washbasin, stainless steel
3.8121.2.004.000.1	front-mounted towel rail for Tigo 80 cm washbasin, stainless steel
3.8121.5.004.000.1	front-mounted towel rail for Tigo 100 cm washbasin, stainless steel
3.8121.3.004.000.1	front-mounted towel rail for Tigo 125 cm washbasin, stainless steel
3.8121.4.004.000.1	side-mounted towel rail for Tigo washbasins, left/right, stainless steel



Spare parts can be found on page 322.

vanity unit with small washbasin 45 cm

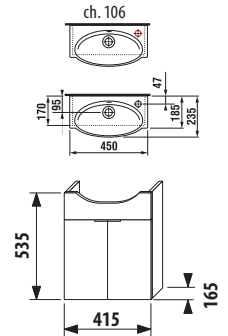


Article number	Description	Colour body/front				
		crème	mokka	white	crème/white	green
4.5510.2.021.560.1	vanity unit with small washbasin 45 cm, 2 doors	x				
4.5510.2.021.429.1	vanity unit with small washbasin 45 cm, 2 doors		x			
4.5510.2.021.500.1	vanity unit with small washbasin 45 cm, 2 doors			x		
4.5510.2.021.991.1	vanity unit with small washbasin 45 cm, 2 doors				x	
4.5510.2.021.156.1	vanity unit with small washbasin 45 cm, 2 doors					x



1+1 PACK
small cabinet + washbasin
- Safe delivery
- Space-saving transport packaging
- Simple handling

vanity unit with small washbasin 45 cm



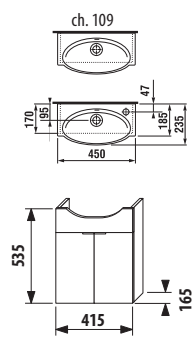
Article number	Description	Colour body/front				
		crème	mokka	white	crème/white	green
4.5510.3.021.560.1	vanity unit with small washbasin 45 cm, 2 doors	x				
4.5510.3.021.429.1	vanity unit with small washbasin 45 cm, 2 doors		x			
4.5510.3.021.500.1	vanity unit with small washbasin 45 cm, 2 doors			x		
4.5510.3.021.991.1	vanity unit with small washbasin 45 cm, 2 doors				x	
4.5510.3.021.156.1	vanity unit with small washbasin 45 cm, 2 doors					x



1+1 PACK
small cabinet + washbasin
- Safe delivery
- Space-saving transport packaging
- Simple handling

Variants in crème/white and green are available to order.

vanity unit with small washbasin 45 cm without taphole

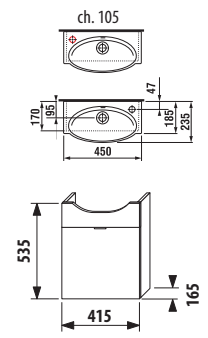


Article number	Description	Colour body/front				
		crème	mokka	white	crème/white	green
4.5510.4.021.560.1	vanity unit with small washbasin 45 cm, 2 doors	x				
4.5510.4.021.429.1	vanity unit with small washbasin 45 cm, 2 doors		x			
4.5510.4.021.500.1	vanity unit with small washbasin 45 cm, 2 doors			x		
4.5510.4.021.991.1	vanity unit with small washbasin 45 cm, 2 doors				x	
4.5510.4.021.156.1	vanity unit with small washbasin 45 cm, 2 doors					x



1+1 PACK
 small cabinet + washbasin
 - Safe delivery
 - Space-saving transport packaging
 - Simple handling

vanity unit with small washbasin 45 cm



Article number	Description	Colour body/front				
		crème	mokka	white	crème/white	green
4.5510.6.021.560.1	vanity unit with small washbasin 45 cm, tilting door	x				
4.5510.6.021.429.1	vanity unit with small washbasin 45 cm, tilting door		x			
4.5510.6.021.500.1	vanity unit with small washbasin 45 cm, tilting door			x		
4.5510.6.021.991.1	vanity unit with small washbasin 45 cm, tilting door				x	
4.5510.6.021.156.1	vanity unit with small washbasin 45 cm, tilting door					x



1+1 PACK
 small cabinet + washbasin
 - Safe delivery
 - Space-saving transport packaging
 - Simple handling

The vanity unit with a tilting door includes an metal-sheet organizer.

Variants in crème/white and green are available to order.



Spare parts can be found on page 322.

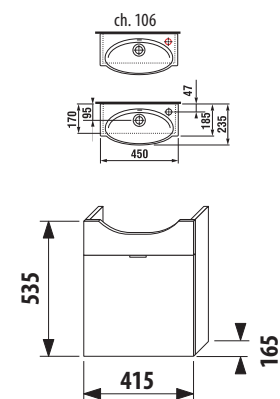
TIGO

vanity unit with small washbasin 45 cm



Article number	Description	Colour body/front				
		crème	mokka	white	crème/white	green
4.5510.7.021.560.1	vanity unit with small washbasin 45 cm, tilting door	x				
4.5510.7.021.429.1	vanity unit with small washbasin 45 cm, tilting door		x			
4.5510.7.021.500.1	vanity unit with small washbasin 45 cm, tilting door			x		
4.5510.7.021.991.1	vanity unit with small washbasin 45 cm, tilting door				x	
4.5510.7.021.156.1	vanity unit with small washbasin 45 cm, tilting door					x

The vanity unit with a tilting door includes an metal-sheet organizer.



1+1 PACK
 small cabinet + washbasin
 - Safe delivery
 - Space-saving transport packaging
 - Simple handling

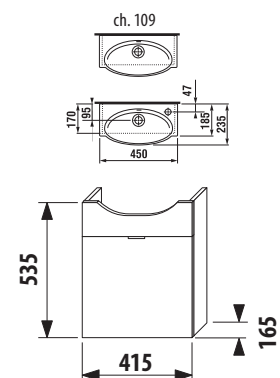
vanity unit with small washbasin 45 cm without taphole



Article number	Description	Colour body/front				
		crème	mokka	white	crème/white	green
4.5510.8.021.560.1	vanity unit with small washbasin 45 cm, tilting door	x				
4.5510.8.021.429.1	vanity unit with small washbasin 45 cm, tilting door		x			
4.5510.8.021.500.1	vanity unit with small washbasin 45 cm, tilting door			x		
4.5510.8.021.991.1	vanity unit with small washbasin 45 cm, tilting door				x	
4.5510.8.021.156.1	vanity unit with small washbasin 45 cm, tilting door					x

The vanity unit with a tilting door includes an metal-sheet organizer.

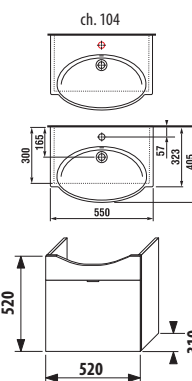
Variants in crème/white and green are available to order.



vanity unit with washbasin 55 x 41 cm



Article number	Description	Colour body/front					
		crème	mokka	white	crème/white	green	silver
4.5512.2.021.560.1	vanity unit with washbasin 55 x 41 cm, 1 drawer	x					
4.5512.2.021.429.1	vanity unit with washbasin 55 x 41 cm, 1 drawer		x				
4.5512.2.021.500.1	vanity unit with washbasin 55 x 41 cm, 1 drawer			x			
4.5512.2.021.991.1	vanity unit with washbasin 55 x 41 cm, 1 drawer				x		
4.5512.2.021.156.1	vanity unit with washbasin 55 x 41 cm, 1 drawer					x	
4.5530.1.021.004.1	feet, 1 pair						x
4.5531.1.021.500.1	sheet-metal organizer to be fitted on cabinet front/door			x			

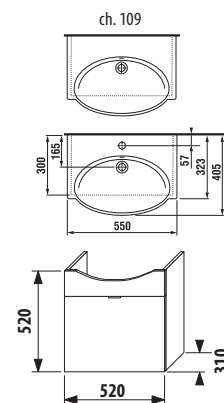


1+1 PACK
small cabinet + washbasin
- Safe delivery
- Space-saving transport packaging
- Simple handling

vanity unit with washbasin 55 x 41 cm without taphole



Article number	Description	Colour body/front					
		crème	mokka	white	crème/white	green	silver
4.5512.3.021.560.1	vanity unit with washbasin 55 x 41 cm, 1 drawer	x					
4.5512.3.021.429.1	vanity unit with washbasin 55 x 41 cm, 1 drawer		x				
4.5512.3.021.500.1	vanity unit with washbasin 55 x 41 cm, 1 drawer			x			
4.5512.3.021.991.1	vanity unit with washbasin 55 x 41 cm, 1 drawer				x		
4.5512.3.021.156.1	vanity unit with washbasin 55 x 41 cm, 1 drawer					x	
4.5530.1.021.004.1	feet, 1 pair						x
4.5531.1.021.500.1	sheet-metal organizer to be fitted on cabinet front/door			x			

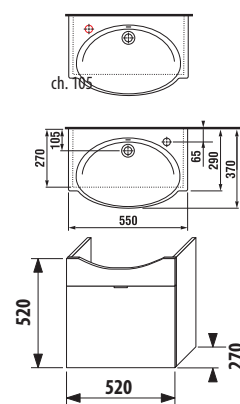


1+1 PACK
small cabinet + washbasin
- Safe delivery
- Space-saving transport packaging
- Simple handling

vanity unit with washbasin 55 x 37 cm



Article number	Description	Colour body/front					
		crème	mokka	white	crème/white	green	silver
4.5512.6.021.560.1	vanity unit with washbasin 55 x 37 cm, 1 drawer	x					
4.5512.6.021.429.1	vanity unit with washbasin 55 x 37 cm, 1 drawer		x				
4.5512.6.021.500.1	vanity unit with washbasin 55 x 37 cm, 1 drawer			x			
4.5512.6.021.991.1	vanity unit with washbasin 55 x 37 cm, 1 drawer				x		
4.5512.6.021.156.1	vanity unit with washbasin 55 x 37 cm, 1 drawer					x	
4.5530.1.021.004.1	feet, 1 pair						x
4.5531.1.021.500.1	sheet-metal organizer to be fitted on cabinet front/door			x			



1+1 PACK
small cabinet + washbasin
- Safe delivery
- Space-saving transport packaging
- Simple handling

Variants in crème/white and green are available to order.









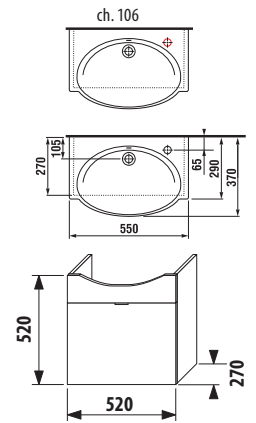
Spare parts can be found on page 322.

TIGO

vanity unit with washbasin 55 x 37 cm









Article number	Description	Colour body/front
		     
4.5512.7.021.560.1	vanity unit with washbasin 55 x 37 cm, 1 drawer	x
4.5512.7.021.429.1	vanity unit with washbasin 55 x 37 cm, 1 drawer	x
4.5512.7.021.500.1	vanity unit with washbasin 55 x 37 cm, 1 drawer	x
4.5512.7.021.991.1	vanity unit with washbasin 55 x 37 cm, 1 drawer	x
4.5512.7.021.156.1	vanity unit with washbasin 55 x 37 cm, 1 drawer	x
4.5530.1.021.004.1	feet, 1 pair	x
4.5531.1.021.500.1	sheet-metal organizer to be fitted on cabinet front/door	x

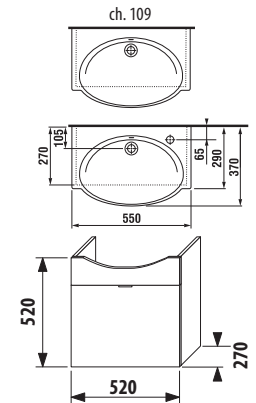


1+1 PACK
 small cabinet + washbasin
 - Safe delivery
 - Space-saving transport packaging
 - Simple handling

vanity unit with washbasin 55 x 37 cm without taphole









Article number	Description	Colour body/front
		     
4.5512.8.021.560.1	vanity unit with washbasin 55 x 37 cm, 1 drawer	x
4.5512.8.021.429.1	vanity unit with washbasin 55 x 37 cm, 1 drawer	x
4.5512.8.021.500.1	vanity unit with washbasin 55 x 37 cm, 1 drawer	x
4.5512.8.021.991.1	vanity unit with washbasin 55 x 37 cm, 1 drawer	x
4.5512.8.021.156.1	vanity unit with washbasin 55 x 37 cm, 1 drawer	x
4.5530.1.021.004.1	feet, 1 pair	x
4.5531.1.021.500.1	sheet-metal organizer to be fitted on cabinet front/door	x

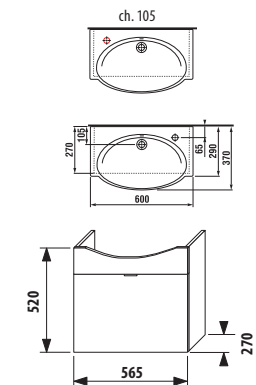


1+1 PACK
 small cabinet + washbasin
 - Safe delivery
 - Space-saving transport packaging
 - Simple handling

vanity unit with washbasin 60 cm



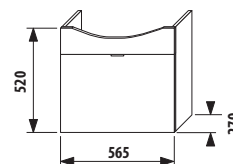
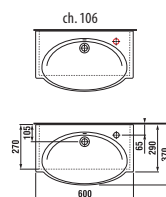
Article number	Description	Colour body/front
		     
4.5514.2.021.560.1	vanity unit with washbasin 60 cm, 1 drawer	x
4.5514.2.021.429.1	vanity unit with washbasin 60 cm, 1 drawer	x
4.5514.2.021.500.1	vanity unit with washbasin 60 cm, 1 drawer	x
4.5514.2.021.991.1	vanity unit with washbasin 60 cm, 1 drawer	x
4.5514.2.021.156.1	vanity unit with washbasin 60 cm, 1 drawer	x
4.5530.1.021.004.1	feet, 1 pair	x
4.5531.1.021.500.1	sheet-metal organizer to be fitted on cabinet front/door	x



1+1 PACK
 small cabinet + washbasin
 - Safe delivery
 - Space-saving transport packaging
 - Simple handling

Variants in crème/white and green are available to order.

vanity unit with washbasin 60 cm

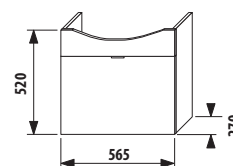
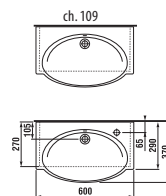


Article number	Description	Colour body/front					
		crème	mokka	white	crème/white	green	silver
4.5514.3.021.560.1	vanity unit with washbasin 60 cm, 1 drawer	x					
4.5514.3.021.429.1	vanity unit with washbasin 60 cm, 1 drawer		x				
4.5514.3.021.500.1	vanity unit with washbasin 60 cm, 1 drawer			x			
4.5514.3.021.991.1	vanity unit with washbasin 60 cm, 1 drawer				x		
4.5514.3.021.156.1	vanity unit with washbasin 60 cm, 1 drawer					x	
4.5530.1.021.004.1	feet, 1 pair						x
4.5531.1.021.500.1	sheet-metal organizer to be fitted on cabinet front/door			x			



1+1 PACK
small cabinet + washbasin
- Safe delivery
- Space-saving transport packaging
- Simple handling

vanity unit with washbasin 60 cm without taphole

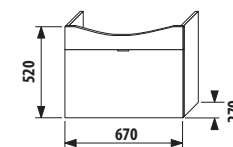
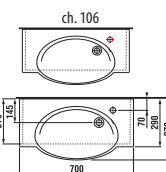


Article number	Description	Colour body/front					
		crème	mokka	white	crème/white	green	silver
4.5514.4.021.560.1	vanity unit with washbasin 60 cm, 1 drawer	x					
4.5514.4.021.429.1	vanity unit with washbasin 60 cm, 1 drawer		x				
4.5514.4.021.500.1	vanity unit with washbasin 60 cm, 1 drawer			x			
4.5514.4.021.991.1	vanity unit with washbasin 60 cm, 1 drawer				x		
4.5514.4.021.156.1	vanity unit with washbasin 60 cm, 1 drawer					x	
4.5530.1.021.004.1	feet, 1 pair						x
4.5531.1.021.500.1	sheet-metal organizer to be fitted on cabinet front/door			x			



1+1 PACK
small cabinet + washbasin
- Safe delivery
- Space-saving transport packaging
- Simple handling

vanity unit with washbasin 70 cm



Article number	Description	Colour body/front					
		crème	mokka	white	crème/white	green	silver
4.5516.2.021.560.1	vanity unit with washbasin 70 cm, 1 drawer	x					
4.5516.2.021.429.1	vanity unit with washbasin 70 cm, 1 drawer		x				
4.5516.2.021.500.1	vanity unit with washbasin 70 cm, 1 drawer			x			
4.5516.2.021.991.1	vanity unit with washbasin 70 cm, 1 drawer				x		
4.5516.2.021.156.1	vanity unit with washbasin 70 cm, 1 drawer					x	
4.5530.1.021.004.1	feet, 1 pair						x
4.5531.1.021.500.1	sheet-metal organizer to be fitted on cabinet front/door			x			



1+1 PACK
small cabinet + washbasin
- Safe delivery
- Space-saving transport packaging
- Simple handling

Variants in crème/white and green are available to order.

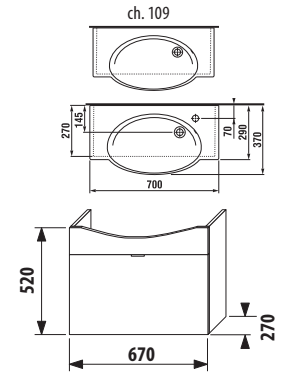


Spare parts can be found on page 322.

vanity unit with washbasin 70 cm without taphole



Article number	Description	Colour body/front					
		crème	mokka	white	crème/white	green	silver
4.5516.3.021.560.1	vanity unit with washbasin 70 cm, 1 drawer	x					
4.5516.3.021.429.1	vanity unit with washbasin 70 cm, 1 drawer		x				
4.5516.3.021.500.1	vanity unit with washbasin 70 cm, 1 drawer			x			
4.5516.3.021.991.1	vanity unit with washbasin 70 cm, 1 drawer				x		
4.5516.3.021.156.1	vanity unit with washbasin 70 cm, 1 drawer					x	
4.5530.1.021.004.1	feet, 1 pair						x
4.5531.1.021.500.1	sheet-metal organizer to be fitted on cabinet front/door			x			



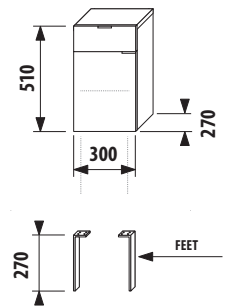
1+1 PACK
 small cabinet + washbasin
 - Safe delivery
 - Space-saving transport packaging
 - Simple handling

Variants in crème/white and green are available to order.

shallow medium cabinet – left



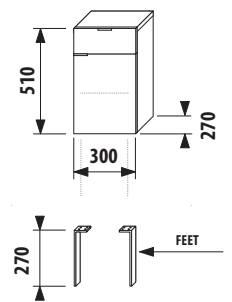
Article number	Description	Colour body/front					
		crème	mokka	white	crème/white	green	silver
4.5520.1.021.560.1	shallow medium cabinet, 1 drawer, 1 glass shelf, left doors	x					
4.5520.1.021.429.1	shallow medium cabinet, 1 drawer, 1 glass shelf, left doors		x				
4.5520.1.021.500.1	shallow medium cabinet, 1 drawer, 1 glass shelf, left doors			x			
4.5520.1.021.991.1	shallow medium cabinet, 1 drawer, 1 glass shelf, left doors				x		
4.5520.1.021.156.1	shallow medium cabinet, 1 drawer, 1 glass shelf, left doors					x	
4.5530.1.021.004.1	feet, 1 pair						x



shallow medium cabinet – right



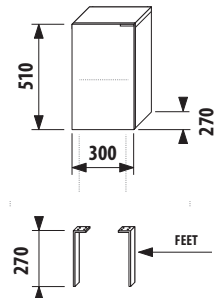
Article number	Description	Colour body/front					
		crème	mokka	white	crème/white	green	silver
4.5520.2.021.560.1	shallow medium cabinet, 1 drawer, 1 glass shelf, right doors	x					
4.5520.2.021.429.1	shallow medium cabinet, 1 drawer, 1 glass shelf, right doors		x				
4.5520.2.021.500.1	shallow medium cabinet, 1 drawer, 1 glass shelf, right doors			x			
4.5520.2.021.991.1	shallow medium cabinet, 1 drawer, 1 glass shelf, right doors				x		
4.5520.2.021.156.1	shallow medium cabinet, 1 drawer, 1 glass shelf, right doors					x	
4.5530.1.021.004.1	feet, 1 pair						x



shallow medium cabinet – left



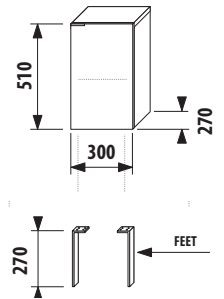
Article number	Description	Colour body/front					
		crème	mokka	white	crème/white	green	silver
4.5522.1.021.560.1	shallow medium cabinet, 1 glass shelf, left doors	x					
4.5522.1.021.429.1	shallow medium cabinet, 1 glass shelf, left doors		x				
4.5522.1.021.500.1	shallow medium cabinet, 1 glass shelf, left doors			x			
4.5522.1.021.991.1	shallow medium cabinet, 1 glass shelf, left doors				x		
4.5522.1.021.156.1	shallow medium cabinet, 1 glass shelf, left doors					x	
4.5530.1.021.004.1	feet, 1 pair						x
4.5531.1.021.500.1	sheet-metal organizer to be fitted on cabinet front/door			x			



shallow medium cabinet – right



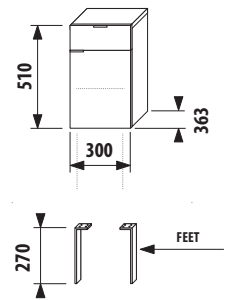
Article number	Description	Colour body/front					
		crème	mokka	white	crème/white	green	silver
4.5522.2.021.560.1	shallow medium cabinet, 1 glass shelf, right doors	x					
4.5522.2.021.429.1	shallow medium cabinet, 1 glass shelf, right doors		x				
4.5522.2.021.500.1	shallow medium cabinet, 1 glass shelf, right doors			x			
4.5522.2.021.991.1	shallow medium cabinet, 1 glass shelf, right doors				x		
4.5522.2.021.156.1	shallow medium cabinet, 1 glass shelf, right doors					x	
4.5530.1.021.004.1	feet, 1 pair						x
4.5531.1.021.500.1	sheet-metal organizer to be fitted on cabinet front/door			x			



deep medium cabinet – left



Article number	Description	Colour body/front					
		crème	mokka	white	crème/white	green	silver
4.5520.3.021.560.1	deep medium cabinet, 1 drawer, 1 glass shelf, left	x					
4.5520.3.021.429.1	deep medium cabinet, 1 drawer, 1 glass shelf, left		x				
4.5520.3.021.500.1	deep medium cabinet, 1 drawer, 1 glass shelf, left			x			
4.5520.3.021.991.1	deep medium cabinet, 1 drawer, 1 glass shelf, left				x		
4.5520.3.021.156.1	deep medium cabinet, 1 drawer, 1 glass shelf, left					x	
4.5530.1.021.004.1	feet, 1 pair						x



Variants in crème/white and green are available to order.

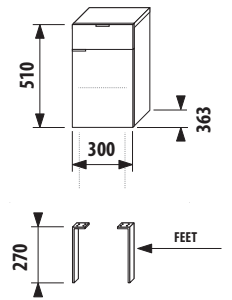


Spare parts can be found on page 322.

deep medium cabinet – right



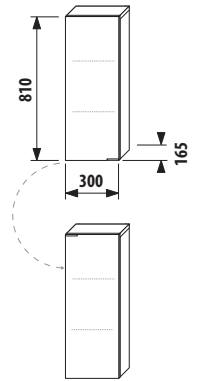
Article number	Description	Colour body/front					
		crème	mokka	white	crème/white	green	silver
4.5520.4.021.560.1	deep medium cabinet, 1 drawer, 1 glass shelf, right	x					
4.5520.4.021.429.1	deep medium cabinet, 1 drawer, 1 glass shelf, right		x				
4.5520.4.021.500.1	deep medium cabinet, 1 drawer, 1 glass shelf, right			x			
4.5520.4.021.991.1	deep medium cabinet, 1 drawer, 1 glass shelf, right				x		
4.5520.4.021.156.1	deep medium cabinet, 1 drawer, 1 glass shelf, right					x	
4.5530.1.021.004.1	feet, 1 pair						x



shallow upper cabinet – left



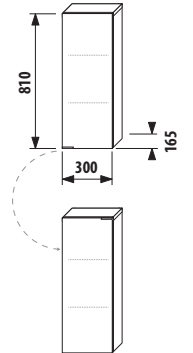
Article number	Description	Colour body/front				
		crème	mokka	white	crème/white	green
4.5528.1.021.560.1	shallow upper cabinet, 2 glass shelves, left doors	x				
4.5528.1.021.429.1	shallow upper cabinet, 2 glass shelves, left doors		x			
4.5528.1.021.500.1	shallow upper cabinet, 2 glass shelves, left doors			x		
4.5528.1.021.991.1	shallow upper cabinet, 2 glass shelves, left doors				x	
4.5528.1.021.156.1	shallow upper, 2 glass shelves, left doors					x



shallow upper cabinet – right

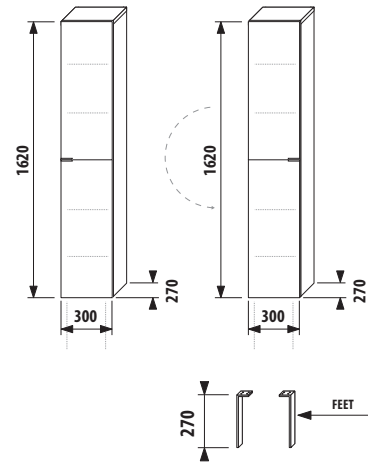


Article number	Description	Colour body/front				
		crème	mokka	white	crème/white	green
4.5528.2.021.560.1	shallow upper cabinet, 2 glass shelves, right doors	x				
4.5528.2.021.429.1	shallow upper cabinet, 2 glass shelves, right doors		x			
4.5528.2.021.500.1	shallow upper cabinet, 2 glass shelves, right doors			x		
4.5528.2.021.991.1	shallow upper cabinet, 2 glass shelves, right doors				x	
4.5528.2.021.156.1	shallow upper cabinet, 2 glass shelves, right doors					x



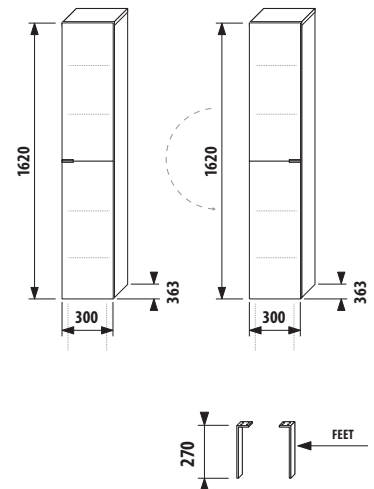
Variants in crème/white and green are available to order.

shallow tall cabinet



Article number	Description	Colour body/front
		crème mokka white crème/white green silver
4.5526.3.021.560.1	tall cabinet, 4 glass shelves, 2 doors left/right	x
4.5526.3.021.429.1	tall cabinet, 4 glass shelves, 2 doors left/right	x
4.5526.3.021.500.1	tall cabinet, 4 glass shelves, 2 doors left/right	x
4.5526.3.021.991.1	tall cabinet, 4 glass shelves, 2 doors left/right	x
4.5526.3.021.156.1	tall cabinet, 4 glass shelves, 2 doors left/right	x
4.5530.1.021.004.1	feet, 1 pair	x
4.5532.1.021.500.1	3-sheet-metal organizer for tall cabinet	x
4.5531.1.021.500.1	sheet-metal organizer to be fitted on cabinet front/door	x

deep tall cabinet



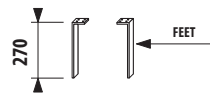
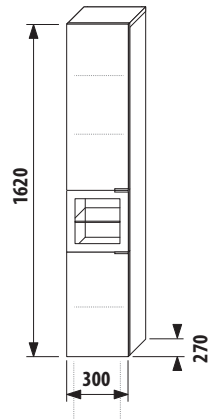
Article number	Description	Colour body/front
		crème mokka white crème/white green silver
4.5526.4.021.560.1	deep tall cabinet, 4 glass shelves, 2 doors, left/right	x
4.5526.4.021.429.1	deep tall cabinet, 4 glass shelves, 2 doors, left/right	x
4.5526.4.021.500.1	deep tall cabinet, 4 glass shelves, 2 doors, left/right	x
4.5526.4.021.991.1	deep tall cabinet, 4 glass shelves, 2 doors, left/right	x
4.5526.4.021.156.1	deep tall cabinet, 4 glass shelves, 2 doors, left/right	x
4.5530.1.021.004.1	feet, 1 pair	x
4.5532.1.021.500.1	3-sheet-metal organizer for tall cabinet	x
4.5531.1.021.500.1	sheet-metal organizer to be fitted on cabinet front/door	x

Variants in crème/white and green are available to order.



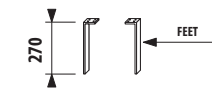
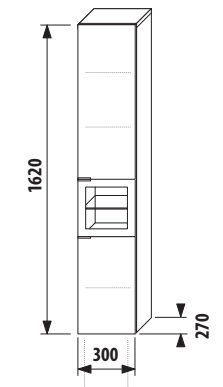
Spare parts can be found on page 322.

shallow tall cabinet



Article number	Description	Colour body/front					
		crème	mokka	white	crème/white	green	silver
4.5524.1.021.560.1	tall cabinet, 4 glass shelves, 3 left doors	x					
4.5524.1.021.429.1	tall cabinet, 4 glass shelves, 3 left doors		x				
4.5524.1.021.500.1	tall cabinet, 4 glass shelves, 3 left doors			x			
4.5524.1.021.991.1	tall cabinet, 4 glass shelves, 3 left doors				x		
4.5524.1.021.156.1	tall cabinet, 4 glass shelves, 3 left doors					x	
4.5530.1.021.004.1	feet, 1 pair						x
4.5531.1.021.500.1	sheet-metal organizer to be fitted on cabinet front/door			x			

shallow tall cabinet



Article number	Description	Colour body/front					
		crème	mokka	white	crème/white	green	silver
4.5524.2.021.560.1	tall cabinet, 4 glass shelves, 3 right doors	x					
4.5524.2.021.429.1	tall cabinet, 4 glass shelves, 3 right doors		x				
4.5524.2.021.500.1	tall cabinet, 4 glass shelves, 3 right doors			x			
4.5524.2.021.991.1	tall cabinet, 4 glass shelves, 3 right doors				x		
4.5524.2.021.156.1	tall cabinet, 4 glass shelves, 3 right doors					x	
4.5530.1.021.004.1	feet, 1 pair						x
4.5531.1.021.500.1	sheet-metal organizer to be fitted on cabinet front/door			x			

Variants in crème/white and green are available to order.



Bathtub and shower in one is no longer a choice for large bathrooms only. Ergonomically styled Tigo series bathtub is 80 cm wide within the shower area, while the remaining part is narrower by 10 centimetres, therefore nicely fitting to smaller bathrooms. Flat bottom of the wider section is an important detail, as it is necessary for safe showering; ergonomically-styled bathtub part, on the other hand, provides sufficient lumbar support. Bathtub is complemented by special screen made of safety glass, shaped precisely to fit the bathtub.



Tigo series bathtubs and side panels are made of 100% sanitary acrylics. The panel is shaped precisely to fit the bathtub, it is easy to maintain and helps keeping the bathroom hygienically clean.

bathtub

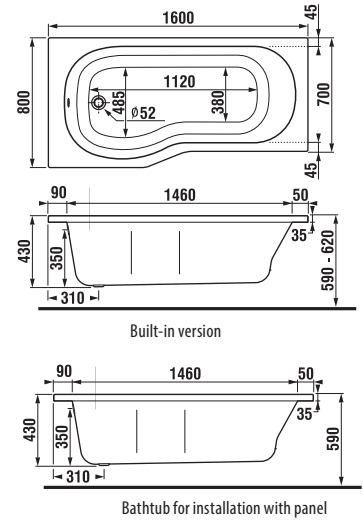


bathtub left

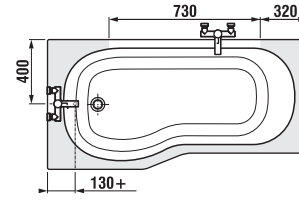
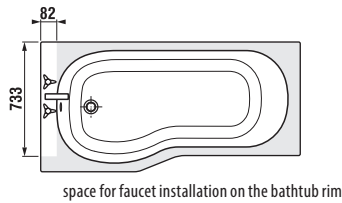


bathtub right

Article number	Description	Volume
2.2021.0.000.000.1	asymmetric bathtub 160 × 80/70, right, built-in version, without support	185 l
2.2121.0.000.000.1	asymmetric bathtub 160 × 80/70, left, built-in version, without support	185 l
2.2221.0.000.000.1	asymmetric bathtub 160 × 80/70 for installation with panel, right, without support	185 l
2.2321.0.000.000.1	asymmetric bathtub 160 × 80/70 for installation with panel, left, without support	185 l
Optional:		
2.9481.5.004.000.1	automatic overflow including siphon 40/50 mm, length 550 mm, plastic body of overflow	
2.9481.6.004.000.1	automatic overflow including siphon 40/50 mm, length 550 mm, brass body of overflow	
2.9481.7.004.000.1	automatic overflow with inlet, including siphon 40/50 mm, length 550 mm, plastic body of overflow	
2.9481.8.004.000.1	automatic overflow with inlet, including siphon 40/50 mm, length 550 mm, brass body of overflow	
2.9629.3.000.000.1	front panel, for left bathtub	
2.9629.4.000.000.1	front panel, for right bathtub	
2.9629.5.000.000.1	side panel	
2.9629.6.000.000.1	support set for built-in version	
2.9629.7.000.000.1	support set for bathtub with panel	
2.9629.8.000.000.1	2 panel clips – under the bathtub rim (spare part)	



For pictures and technical charts of bathtub outlets please see page 61 (Cubito bathtubs).



■ Areas shown in this colour that are not recommended for placing a bathtub outlet or a bathtub mixer outlet.

■ These areas are recommended for placing a bathtub outlet or a bathtub mixer outlet.

Benefits

- Acrylic bathtubs' material features good insulation properties, making their surfaces nicely warm.
- JIKA sanitary acryl keeps its colour for a long time and it is easy to clean.
- Acrylic panels provide for quick and easy attachment by means of special mounting system, thus being a suitable alternative to costly walling-in. Panels are made of the same quality.
- If necessary, they provide an easy access to piping underneath the bathtub.



Headrests made of polyurethane for your perfect comfort in the bathroom.
2.9498.0.087.000.1

Headrests are available in two colours: light and dark grey
2.9498.0.088.000.1



100% ACRYL
All our bathtubs and basins are made from 100% acryl.



Made in the European Union.



Shower basins and bathtubs.



Benefits

- extended three-year warranty
- Tigo flat bath screens are compatible with other JIKA bathtubs (except Riga and Riga mini bathtubs)
- frameless structure and 6-mm safety glass
- solid profiles in silver colour
- JIKA Perla Glass finish



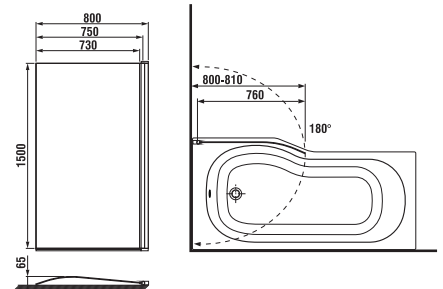
Special glass finish makes for easy maintenance and prolongs life of the product.

bath screen



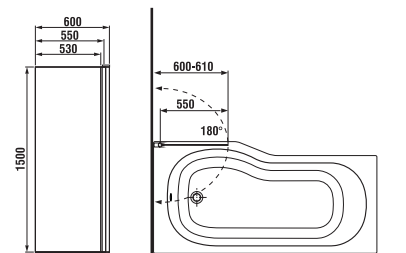
bath screen, curved, left

Article number	Description
2.5621.1.002.668.1	bath screen, curved, left, 150 × 80 cm, JIKA Perla Glass treatment, 6 mm transparent glass
2.5721.1.002.668.1	bath screen, curved, right, 150 × 80 cm, JIKA Perla Glass treatment, 6 mm transparent glass



bath screen, straight, left

Article number	Description
2.5621.2.002.668.1	bath screen, short, straight, left, 150 × 60 cm, JIKA Perla Glass treatment, 6 mm transparent glass
2.5721.2.002.668.1	bath screen, short, straight, right, 150 × 60 cm, JIKA Perla Glass treatment, 6 mm transparent glass



Spare parts can be found on page 323.



Three-year warranty.



20 000 CYCLES
Bath screen hinges are tested for 20,000 cycles.



6 mm
The thickness of bath and shower screens.

shower enclosure and shower tray / **TIGO**



Product innovations include spacious asymmetrical shower enclosure 100 × 80 cm with the height of 195 cm, which provides much more comfort in small bathrooms.



Special glass finish makes for easy maintenance and prolongs life of the product.



WARRANTY
5 years – shower enclosures



6 mm
The thickness of bath and shower screens.



20 000 CYCLES
Shower-enclosure runners are tested for 20,000 cycles.



1 950 mm
Height of shower enclosures and shower doors - 1950 mm.



Asymmetrical ceramic tray of 100 × 80 cm is available with Antislip option. This special non-slip surface treatment is applied prior to product firing, being soft and pleasant to touch.

It is also easy to clean.



Antislip surface layer is applied upon glazing and then subject to firing – which makes it merge perfectly with the surface structure. The layer offers high stability and is also easy to clean and resistant both to acids and abrasion. Antislip is tested according to German industrial norm DIN 51097 and it provides extraordinary antislip properties.

Modern Tigo shower trays made of sanitary ceramics nicely fit to any bathroom. Similarly to all JIKA ceramic products, durable use is guaranteed. The most up-to-date TRIOTECH technology is employed for the production of Tigo ceramic trays.



100% recyclable product
Sanitary ware is 100% recyclable; granulated material can be returned to the manufacturing process, or it can be employed in other fields of industry.



10-year warranty for all ceramic products and bathroom accessories.

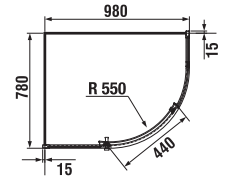
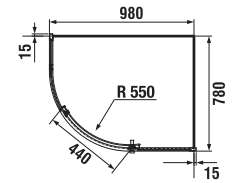
shower enclosure



Shower enclosure, asymmetric, bright chrome, JIKA perla surface treatment (inner side), transparent glass.

Article number	Dimension (mm)	Height (mm)	Thickness (mm)	Glass design
2.5121.1.002.668.1	980 × 780	1950	6	transparent
2.5121.1.002.666.1	980 × 780	1950	6	arctic

charge 668 – transparent glass
charge 666 – arctic decor

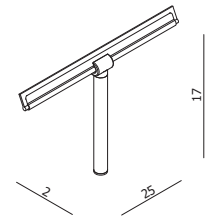


recommended



2.9471.0.004.000.1 2.9471.1.004.000.1 2.9471.2.004.000.1

Article number	Description
2.9471.0.004.000.1	glass wiper, chrome
2.9471.1.004.000.1	glass wiper with enclosure-hung holder, chrome
2.9471.2.004.000.1	glass wiper with wallhung holder, chrome



ceramic shower tray



left version

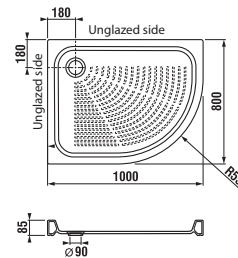
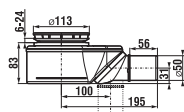


right version

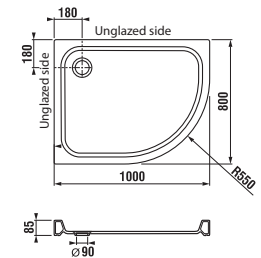
Article number	Description
8.5221.1.000.000.1	ceramic shower tray, asymmetric, 100 × 80 cm, right
8.5221.1.600.000.1	ceramic shower tray, asymmetric, 100 × 80 cm, right, antislip
8.5221.0.000.000.1	ceramic shower tray, asymmetric, 100 × 80 cm, left
8.5221.0.600.000.1	ceramic shower tray, asymmetric, 100 × 80 cm, left, antislip

charge 000 - white
charge 600 - antislip

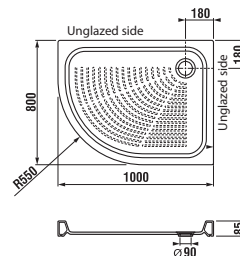
Optional:	Description
2.9423.0.000.000.1	siphon for shower trays, Ø 90 mm, stainless cover Ø 113 mm, flow rate of 54 l/min, including mounting fixtures



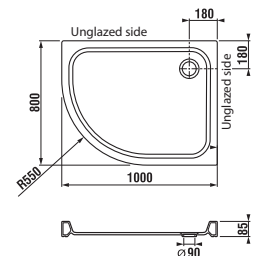
left version 8.5221.0



left version 8.5221.0



right version 8.5221.1



right version 8.5221.1



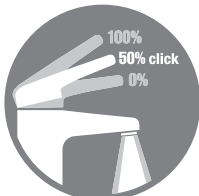
Spare parts can be found on page 323.



Benefits

- extended five-year warranty
- Ecodisk system (Spain) ceramic cartridges
- Neoperl (Germany) aerators are made from a special material preventing scale deposition.
- selectors - non-return valve preventing siphonage of dirty water
- Tucai (Spain) stainless connecting hoses

ECODISK



Ecodisk cartridge can control water flow and temperature, achieving up to 50% savings!

CLEAN TOUCH



Function that facilitates cleaning of shower jets; soft rubbers guarantee easy removal of limescale.

ANTI TWIST



All shower hoses feature this anti-twist system, concealed in the hose cone.



Two-year guarantee for shower accessories.



Five-year guarantee for all faucets (surface and cartridges).



All faucets are tested for 70 000 cycles.

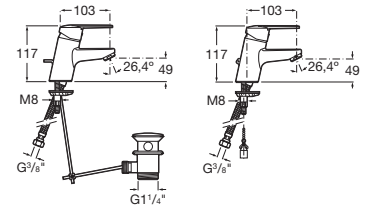


SHOWER SET
Shower set includes a hand shower, a hose, and a holder or a shower bar.

washbasin faucet



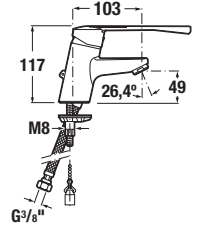
Article number	Description
3.1118.1.004.001.1	washbasin faucet with pop-up waste
3.1118.1.004.000.1	washbasin faucet without pop-up waste
3.1118.1.004.004.1	washbasin high spout faucet with Click-Clack waste, chrome-plated



washbasin faucet with medical lever



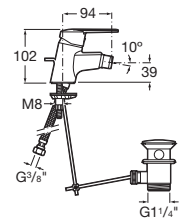
Article number	Description
3.1118.1.004.119.1	pedestal washbasin mixer (with medical lever), without automatic outlet, chrome-plated



bidet faucet



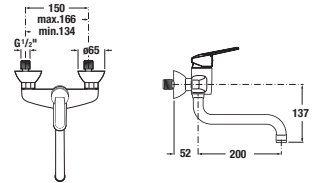
Article number	Description
3.4118.1.004.001.1	bidet faucet with pop-up waste



wall-mounted washbasin faucet



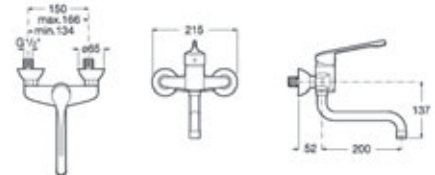
Article number	Description
3.1118.7.004.230.1	wall-mounted washbasin faucet, swivel spout 210 mm, without pop-up waste, chrome



wall-mounted washbasin faucet with medical lever



Article number	Description
3.5118.7.004.239.1	wall-mounted washbasin mixer, with medical lever, swivel spout 200 mm, without pop-up waste, chrome



It is recommended to combine shower sets, accessories and siphons found in MIO, LYRA and RIO sections.



Spare parts can be found on page 324.



Five-year guarantee for all faucets (surface and cartridges).



Two-year guarantee for shower accessories.



All faucets are tested for 70 000 cycles.

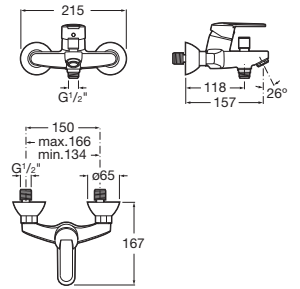


ECODISK
Ecodisk cartridge can control water flow and temperature, achieving up to 50% savings!

bath/shower faucet without shower set



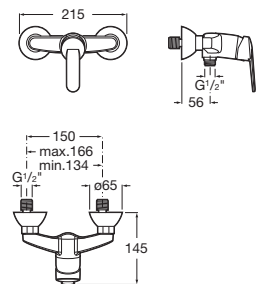
Article number	Description
3.2118.7.004.000.1	wall-mounted bath & shower faucet without shower set



wall-mounted shower faucet without shower set



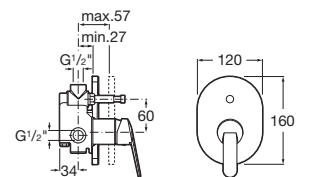
Article number	Description
3.2118.7.004.000.1	wall-mounted shower faucet without shower set



bath/shower concealed faucet without shower set



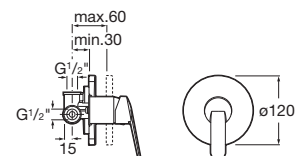
Article number	Description
3.2118.6.004.000.1	bath/shower concealed faucet without shower set



bath/shower concealed faucet without shower set



Article number	Description
3.2118.6.004.000.1	shower concealed faucet without shower set



It is recommended to combine shower sets, accessories and siphons found in MIO, LYRA and RIO sections.

GUARANTEE 5 YEARS
Five-year guarantee for all faucets (surface and cartridges).

GUARANTEE 2 YEARS
Two-year guarantee for shower accessories.

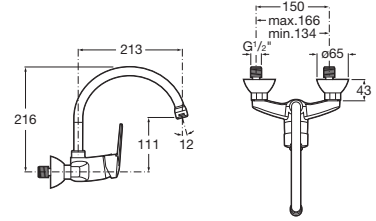
10 000 cycles
All faucets are tested for 70 000 cycles.

ECODISK
Ecodisk cartridge can control water flow and temperature, achieving up to 50% savings!

wall-mounted sink faucet



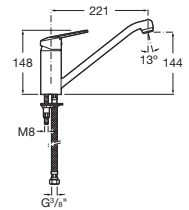
Article number	Description
3.5118.7.004.210.1	wall-mounted sink faucet



sink faucet



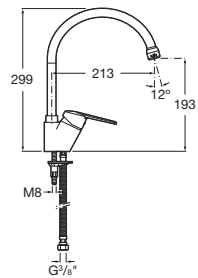
Article number	Description
3.5118.1.004.200.1	low spout monoblock sink faucet



sink faucet



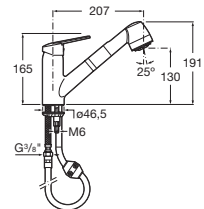
Article number	Description
3.5118.1.004.000.1	high spout monoblock sink faucet



pull-out sink faucet



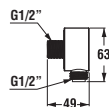
Article number	Description
3.5118.1.004.300.1	pull-out sink faucet



elbow connection



Article number	Description
3.6371.0.004.000.1	Mio elbow connection 1/2", brass, check valve, chrome



It is recommended to combine shower sets, accessories and siphons found in MIO, LYRA and RIO sections.



Spare parts can be found on page 324.



Five-year guarantee for all faucets (surface and cartridges).



Two-year guarantee for shower accessories.




All faucets are tested for 70 000 cycles.



ECODISK
Ecodisk cartridge can control water flow and temperature, achieving up to 50% savings!

Olymp Deep



bathroom series / **OLYMP DEEP**

Bring a piece of nature to your bathroom! The new Olymp Deep series is based on extremely pleasant sensations evoked by touching smooth wood, as well as discreet and clean white colour tones, and crisp ash-tree or golden oak décor to caress your eyes. Marked rounding of the vanity unit creates a striking solitary piece in the bathroom, reminiscent of a giant tree in the middle of a forest.





This picture shows our new products - wall and floor tiles by Jika. Specifically, FLY Beige 25×70 wall tiles and RENO Sapeli 16×101 R (24.6×101 R) floor tiles are depicted.



MAGIC FIX





OLYMP Deep washbasin draws attention in your bathroom not only when combined with Olymp Deep furniture, but also with a siphon, a siphon cover or a column. Its round shapes are a perfect match to our new WCs and bidets. Ceramic products are in perfect tune with our new Olymp Deep faucets. The washbasin is highlighted by the robust faucet in its taller variant; the low faucet variant is an ideal choice for smaller washbasins.

Olymp Deep



Simple and clean lines, softly rounded edges. Design presented by Olymp Deep washbasins and furniture is also characteristic for WCs and bidets complementing this series. You can choose from floorstanding or wallhung WCs or WC combinations. All variants are attractive for their modern shapes, perfect detailing of all elements, and namely minimum water consumption. Olymp Deep WCs can do with merely 3 litres of water for small flush; large flush takes 4.5 litres.



ceramic products

OLYMP DEEP




OLYMP



furniture

OLYMP DEEP



shower trays



Olymp shower trays can be combined with Cubito Pure and Lyra Plus shower enclosures.

faucets



recommended accessories



Heritage and Generic series bathroom accessories can be found in the Bathroom Accessories section.



The new Olymp Deep washbasin is simply unconventional. It attracts attention by its beautiful and clean lines, and it is spacious thanks to ample storage spaces and its width, it is sufficiently deep, and it boasts with smart and simple design. It can be combined with siphons, ceramic covers, columns, or original furniture.



ANTIBAK

Glazed inner ring and water closets drain which prevents dirt from being trapped.



SLOWCLOSE

Sophisticated mechanism slowing down closing of the seat.



WC features a lateral mounting system for easy cleaning.



10 years guarantee on Ceramic products.



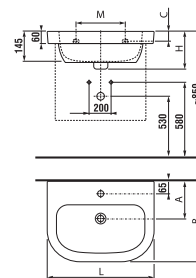
MAGIC FIX



washbasins 50, 55, 60 and 65 cm



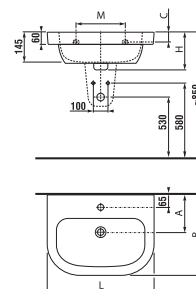
Article number	Description	yyy: 104	109	134	139
8.1261.1.xxx.yyy.1	washbasin 50 cm	x	x	x	x
8.1261.2.xxx.yyy.1	washbasin 55 cm	x	x		
8.1261.3.xxx.yyy.1	washbasin 60 cm	x	x		
8.1261.4.xxx.yyy.1	washbasin 65 cm	x	x		



washbasins 50, 55, 60 and 65 cm with siphon cover



Article number	Description	yyy: 104	109	134	139
8.1261.1.xxx.yyy.1	washbasin 50 cm	x	x	x	x
8.1261.2.xxx.yyy.1	washbasin 55 cm	x	x		
8.1261.3.xxx.yyy.1	washbasin 60 cm	x	x		
8.1261.4.xxx.yyy.1	washbasin 65 cm	x	x		
8.1961.1.xxx.000.1	siphon cover with installation kit (art. nr.: 8.9001.3.000.000.1)				



washbasins 50, 55, 60 and 65 cm with pedestal

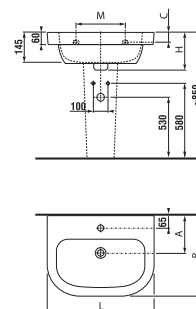


Article number	Description	yyy: 104	109	134	139
8.1261.1.xxx.yyy.1	washbasin 50 cm	x	x	x	x
8.1261.2.xxx.yyy.1	washbasin 55 cm	x	x		
8.1261.3.xxx.yyy.1	washbasin 60 cm	x	x		
8.1261.4.xxx.yyy.1	washbasin 65 cm	x	x		
8.1961.0.xxx.000.1	pedestal				

Optional:

8.9034.9.000.000.1	installation kit for washbasins
3.7271.0.004.010.1	Mio angle valve 3/8" - 1/2", chrome, 2 pcs
3.7471.0.004.000.1	Mio washbasin siphon, 5/4" - 32 mm, chrome, brass
8.9424.9.000.000.1	siphon, chromed ABS, height-adjustable from 175 to 270 mm, high of water seal 75 mm, flow-rate capacity of 45 l, with decorative rings (can also be used without decorative rings)

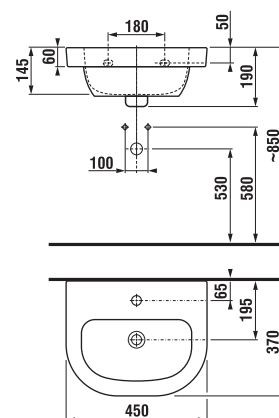
	L	B	A	H	C	D
50 cm	500	410	190	180	50	180
55 cm	550	420	195	190	50	280
60 cm	600	450	195	190	50	280
65 cm	650	480	195	190	50	280



small washbasin 45 cm

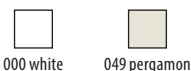


Article number	Description	yyy: 104	109	134	139
8.1561.4.xxx.yyy.1	washbasin 45 cm	x	x	x	x



Spare parts can be found on page 321.

Article number xxx = colour number (000 white, 049 pergamon)



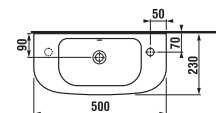
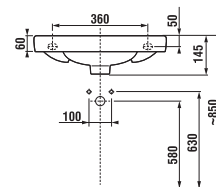
small washbasin 50 x 23 cm



NEW

Article number	Description	yyy: 105	106
8.1561.5.xxx.yyy.1	small washbasin 50 x 23 cm	x	x

- Optional:
- 8.9034.9.000.000.1 installation kit for washbasins
 - 3.7271.0.004.010.1 Mio angle valve 3/8"-1/2", chrome, 2 pcs
 - 3.7471.0.004.000.1 Mio washbasin siphon, 5/4" - 32 mm, chrome, brass
 - 8.9424.9.000.000.1 siphon, chromed ABS, height-adjustable from 175 to 270 mm, high of water seal 75 mm, flow-rate capacity of 45 l with decorative rings (can also be used without decorative rings).



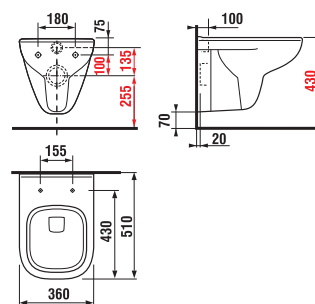
wallhung WC



NEW

Article number	Description
8.2061.0.xxx.000.1	wallhung WC, washdown flushing

- Optional:
- 8.9361.0.3xx.063.1 thermostet seat and cover, anti-bacterial surface-finish, removable, metal clamps
 - 8.9361.1.3xx.063.1 thermostet seat and cover, anti-bacterial surface-finish, removable, metal clamps, Slowclose mechanism
 - 8.9461.4.000.000.1 smoothing compound
 - 8.9269.4.000.000.1 anti-noise and levelling pad



Please mind the connection height.



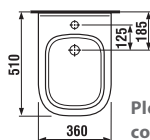
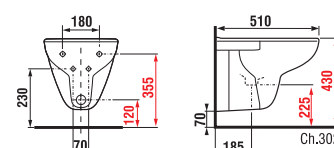
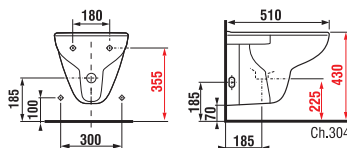
wallhung bidet



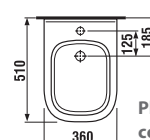
NEW

Article number	Description	yyy: 304	302
8.3061.2.xxx.yyy.1	wallhung bidet	x	x


- Optional:
- 8.9034.9.000.890.1 installation kit with white covers
 - 8.9034.9.000.891.1 installation kit with chrome-plated covers



Please mind the connection height.



Please mind the connection height.



DUAL FLUSH
Flow flushing mechanism with a 4,5 litre or 3 litre water volume option.



SLOWCLOSE
Sophisticated mechanism slowing down seat closing.



WARRANTY
Ceramic products.

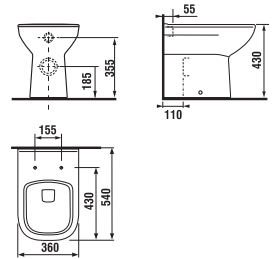
Article number xxx = colour number (000 white, 049 pergamon)



floorstanding WC



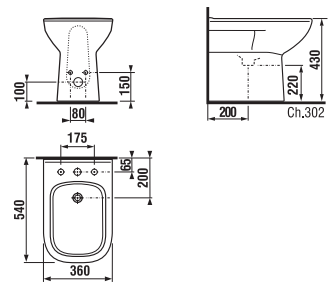
Article number	Description	Outlet	Installation kit included
8.2161.5.xxx.000.1	floorstanding WC, with lid, leaning directly to the wall (including installation kit)	x	x
Optional:			
8.9361.0.3xx.063.1	thermoset seat and cover, anti-bacterial surface-finish, removable, metal clamps		
8.9361.1.3xx.063.1	thermoset seat and cover, anti-bacterial surface-finish, removable, metal clamps, Slowclose mechanism		
8.9009.2.000.000.1	outlet elbow Vario for distances 70-220 mm		



floorstanding bidet



Article number	Description	302
8.3261.2.xxx.302.1	floorstanding bidet, with lid, leaning directly to the wall (including installation kit)	x

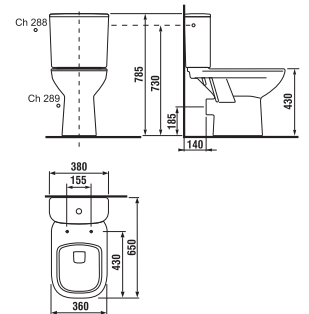


WC combination with horizontal outlet

NEW



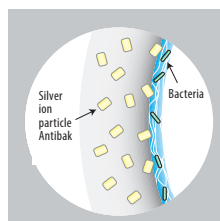
Article number	Description	Water inlet	Flushing mechanism included	Outlet	Installation kit included
8.2661.6.xxx.288.1	WC combination (including installation kit)	x	x	x	x
8.2661.6.xxx.289.1	WC combination (including installation kit)	x	x	x	x
Optional:					
8.9361.0.3xx.063.1	duroplast seat and cover Olymp with antibacterial treatment, removable, steel hinges				
8.9361.1.3xx.063.1	duroplast seat and cover Olymp with antibacterial treatment, removable, steel hinges, Slowclose				



ANTIBAK
Glazed inner ring and water closets drain which prevents dirt from being trapped.



ANTIBAK
The material used in these seats contains a component with anti-bacterial and antifungal effect.



VARIO
Vario outlet permits a horizontal, vertical as well as oblique connection.



Spare parts can be found on page 321.

WC combination with vertical outlet

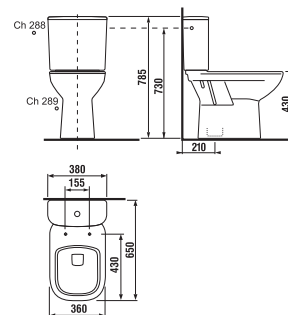


NEW

Article number	Description	Water inlet	Flushing mechanism included	Outlet	Installation kit included
8.2661.7.xxx.288.1	WC combination (including installation kit)	x	x	x	x
8.2661.7.xxx.289.1	WC combination (including installation kit)		x	x	x

Optional:

8.9361.0.3xx.063.1	duroplast seat and cover Olymp with antibacterial treatment, removable, steel hinges
8.9361.1.3xx.063.1	duroplast seat and cover Olymp with antibacterial treatment, removable, steel hinges, Slowclose



spare parts for WC combinations Olymp Deep

Article number	Description	Water inlet	Flushing mechanism included	Outlet	Outlet	Outlet
8.2561.6.xxx.000.1	combined flush-bowl, washdown system			x		
8.2561.7.xxx.000.1	combined flush-bowl, washdown system				x	
8.2861.2.xxx.000.1	cistern, side water inlet 3/8", without flushing mechanism	x				
8.2861.2.xxx.288.1	cistern, side water inlet 3/8", plastic, dual flush	x	x			
8.2861.3.xxx.000.1	cistern, bottom water inlet 1/2", without flushing mechanism		x			
8.2861.3.xxx.289.1	cistern, bottom water inlet 1/2", plastic, dual flush		x	x		
8.2861.4.xxx.000.1	cistern lid, spare part					
8.9777.2.000.000.1	installation kit for mounting cistern and WC bowls Cubito, Mio, Olymp Deep and Lyra, 1 pc					
8.9175.3.000.000.1	installation kit for floorstanding WCs and bidets Olymp and Olymp Deep					

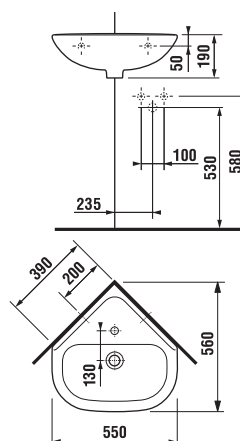
corner washbasin Olymp 55 cm



Article number	Description	yyy: 104
8.1661.4.xxx.yyy.1	corner washbasin 55 cm	x

Optional:

8.9034.9.000.000.1	installation kit for washbasins
8.9424.9.000.000.1	siphon, chromed ABS, height-adjustable from 175 to 270 mm, high of water seal 75 mm, flow-rate capacity of 45 l with decorative rings (can also be used without decorative rings).



Article number xxx = colour number (000 white, 049 pergamon)



000 white



049 pergamon

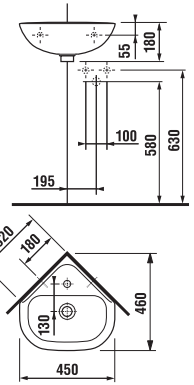
small corner washbasin Olymp 45 cm



Article number	Description	yyy: 104
8.1661.2.xxx.yyy.1	corner small washbasin 45 cm	 x

Optional:

8.9034.9.000.000.1	installation kit for washbasins
8.9424.9.000.000.1	siphon, chromed ABS, height-adjustable from 175 to 270 mm, high of water seal 75 mm, flow-rate capacity of 45 l with decorative rings (can also be used without decorative rings).



wallhung WC Olymp



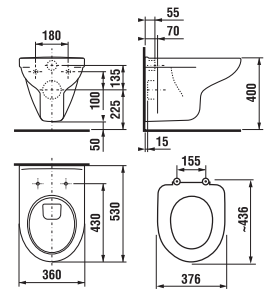
Available until September 2015.



Article number	Description
8.2061.1.xxx.000.1	wallhung WC, washdown flushing

Optional:

8.9328.1.3xx.063.1	duroplast seat and cover Olymp with antibacterial treatment, steel hinges
8.9328.4.3xx.000.1	duroplast seat and cover Olymp with antibacterial treatment, with lowering system Slowclose, steel hinges




wallhung bidet Olymp



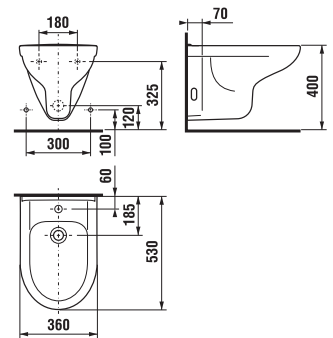
Available until September 2015.



Article number	Description	yyy: 304	Installation kit included
8.3061.1.xxx.304.1	wallhung bidet	 x	x

Optional:

8.9034.9.000.890.1	installation kit with white covers
8.9034.9.000.891.1	installation kit with chrome-plated covers




floorstanding WC Olymp



Available until September 2015.



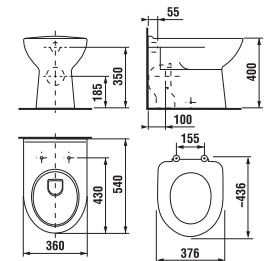
Article number	Description	Outlet	Installation kit included
8.2361.5.xxx.000.1	floorstanding WC	 x	x

Optional:

8.9328.1.3xx.063.1	duroplast seat and cover Olymp with antibacterial treatment, steel hinges
8.9328.4.3xx.000.1	duroplast seat and cover Olymp with antibacterial treatment, with lowering system Slowclose, steel hinges
8.9009.2.000.000.1	outlet elbow Vario for distances 70–220 mm

Spare parts:

8.9175.3.000.000.1	installation kit for WC
--------------------	-------------------------



Spare parts can be found on page 321.

Article number xxx = colour number (000 white, 049 pergamon)




000 white

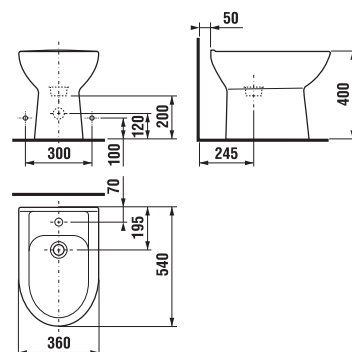


049 pergamon

floorstanding bidet Olymp



Article number	Description	yyy: 304	Installation kit included
8.3261.1.xxx.304.1	floorstanding bidet	 x	x
Spare parts:			
8.9175.3.000.000.1	installation kit for bidet		





Available until September 2015.



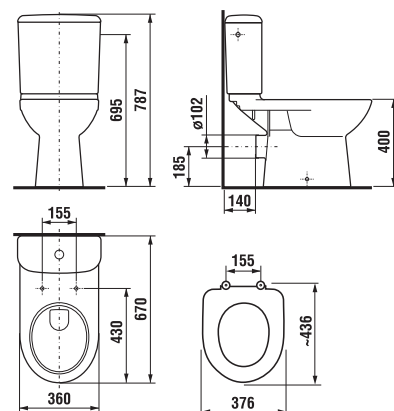
WC combination with horizontal outlet



Article number	Description	Water inlet	Flushing mechanism included	Outlet	Installation kit included
8.2261.6.xxx.241.1	WC combination	 x	x	 x	x
8.2261.6.xxx.242.1	WC combination		x	x	x

Optional:

8.9328.1.3xx.000.1	duroplast seat and cover Olymp with antibacterial treatment, plastic hinges
8.9328.1.3xx.063.1	duroplast seat and cover Olymp with antibacterial treatment, steel hinges
8.9328.4.3xx.000.1	duroplast seat and cover Olymp with antibacterial treatment, with lowering system Slowclose, steel hinges





Available until September 2015.



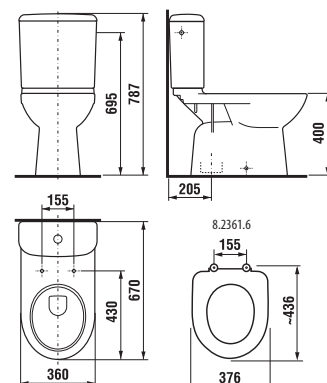
WC combination with vertical outlet Olymp



Article number	Description	Water inlet	Flushing mechanism included	Outlet	Installation kit included
8.2261.7.xxx.241.1	WC combination	 x	x	 x	x
8.2261.7.xxx.242.1	WC combination		x	x	x

Optional:

8.9328.1.3xx.000.1	duroplast seat and cover Olymp with antibacterial treatment, plastic hinges
8.9328.1.3xx.063.1	duroplast seat and cover Olymp with antibacterial treatment, steel hinges
8.9328.4.3xx.000.1	duroplast seat and cover Olymp with antibacterial treatment, with lowering system Slowclose, steel hinges



Available until September 2015.



Article number xxx = colour number (000 white, 049 pergamon)



000 white



049 pergamon

raised WC combination Olymp

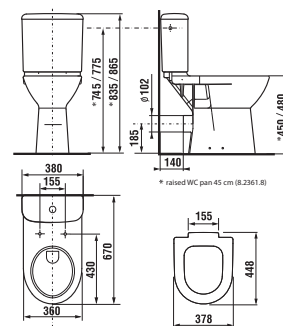


50 cm



Article number	Description	Water inlet	Flushing mechanism included	Outlet	Installation kit included
8.2361.6.xxx.000.1	raised WC pan 50 cm			x	x
8.2361.7.xxx.000.1	raised WC pan 50 cm			x	x
8.2761.2.xxx.241.1	WC cistern	x	x		
8.2761.3.xxx.242.1	WC cistern		x	x	

Article number	Description	Water inlet	Flushing mechanism included	Outlet	Installation kit included
8.2361.9.xxx.000.1	raised WC pan 46 cm			x	x
8.2361.8.xxx.000.1	raised WC pan 46 cm			x	x
8.2761.2.xxx.241.1	WC cistern	x	x		
8.2761.3.xxx.242.1	WC cistern		x	x	

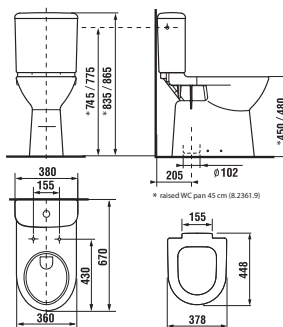


46 cm



Optional:

8.9328.1.3xx.063.1	duroplast seat and cover Olymp with antibacterial treatment, steel hinges
8.9328.1.3xx.000.1	duroplast seat and cover Olymp with antibacterial treatment, plastic hinges
8.9328.2.300.000.1	duroplast seat without cover, with antibacterial treatment, plastic hinges
8.9328.2.300.063.1	duroplast seat without cover, with antibacterial treatment, steel hinges, only in white colour
8.9328.4.3xx.000.1	duroplast seat and cover Olymp with antibacterial treatment, with lowering system Slowclose
8.9011.0.000.000.1	extension mounting kit, 1 m, including wrapping insert



spare parts for WC combinations Olymp

Article number	Description	Water inlet	Flushing mechanism included	Outlet	Outlet	Outlet
8.2461.7.xxx.000.1	WC pan				x	
8.2461.6.xxx.000.1	WC pan			x		
8.9135.3.000.000.1	inlet valve	x				
8.9135.4.000.000.1	inlet valve		x			
8.9136.3.000.000.1	push button D2D					
8.9136.2.000.000.1	outlet valve D2D					
8.2761.2.xxx.000.1	WC cistern	x				
8.2761.3.xxx.000.1	WC cistern		x			
8.9175.3.000.000.1	installation kit for WC					
8.2761.4.xxx.000.1	cover for cistern					



Spare parts can be found on page 321.

Article number xxx = colour number (000 white, 049 pergamon)



Olymp Deep


benefits of furniture / **OLYMP DEEP**



Vanity unit with fully-extendable drawers provides practical interior layout. The drawer is divided to two sections for clear arrangement and order.



Rounded Olymp Deep furniture handles are shaped nicely to fit one's hand. They are made of stainless steel.



The small Olymp Deep wall-hung cabinet complements perfectly stylish bathroom furnishings no matter which of the three available décors you choose. Left and right doors are available depending on the bathroom layout.



Olymp Deep mirror cabinets provide two interior shelves. They can be complemented with a socket and a switch.



Tall cabinets can be used to store clean towels and a number of other necessary items. Interior shelves are made of the same material as the cabinet body.



Ceramic washbasin makes up an elegant top for the cabinet of an exceptional shape.



white option



golden oak option



ash-tree option



30 000 CYCLES
The highest quality of the door fitting, tested 30 000 open/close cycles.



WATERPROOF + ABS
ABS edges glued by PUR glue = maximum level of the water resistance and adhesion.

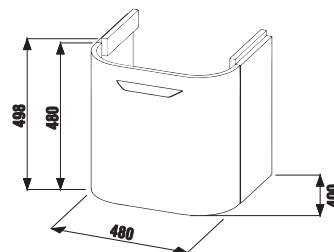


Runners of the drawers with self close system.



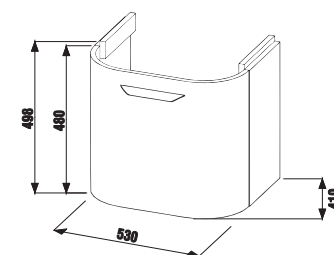
Full draw out runner on the drawers.

vanity unit for washbasin 50 cm



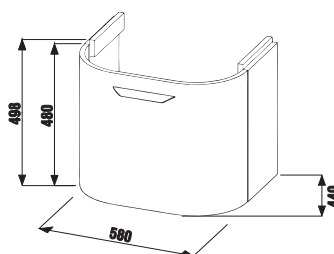
Article number	Description	Body colour/Front
		<div style="display: flex; justify-content: space-around;"> <div style="text-align: center;"><input type="checkbox"/> white</div> <div style="text-align: center;"><input type="checkbox"/> ash</div> <div style="text-align: center;"><input type="checkbox"/> golden oak</div> </div>
4.5413.1.434.500.1	vanity unit for WB 50 cm, 1 drawer, rounded front	x
4.5413.1.434.340.1	vanity unit for WB 50 cm, 1 drawer, rounded front	x
4.5413.1.434.341.1	vanity unit for WB 50 cm, 1 drawer, rounded front	x

vanity unit for washbasin 55 cm



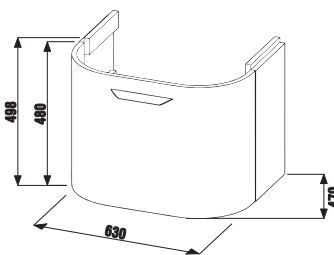
Article number	Description	Body colour/Front
		<div style="display: flex; justify-content: space-around;"> <div style="text-align: center;"><input type="checkbox"/> white</div> <div style="text-align: center;"><input type="checkbox"/> ash</div> <div style="text-align: center;"><input type="checkbox"/> golden oak</div> </div>
4.5413.2.434.500.1	vanity unit for WB 55 cm, 1 drawer, rounded front	x
4.5413.2.434.340.1	vanity unit for WB 55 cm, 1 drawer, rounded front	x
4.5413.2.434.341.1	vanity unit for WB 55 cm, 1 drawer, rounded front	x

vanity unit for washbasin 60 cm



Article number	Description	Body colour/Front
		<div style="display: flex; justify-content: space-around;"> <div style="text-align: center;"><input type="checkbox"/> white</div> <div style="text-align: center;"><input type="checkbox"/> ash</div> <div style="text-align: center;"><input type="checkbox"/> golden oak</div> </div>
4.5413.3.434.500.1	vanity unit for WB 60 cm, 1 drawer, rounded front	x
4.5413.3.434.340.1	vanity unit for WB 60 cm, 1 drawer, rounded front	x
4.5413.3.434.341.1	vanity unit for WB 60 cm, 1 drawer, rounded front	x

vanity unit for washbasin 65 cm



Article number	Description	Body colour/Front
		<div style="display: flex; justify-content: space-around;"> <div style="text-align: center;"><input type="checkbox"/> white</div> <div style="text-align: center;"><input type="checkbox"/> ash</div> <div style="text-align: center;"><input type="checkbox"/> golden oak</div> </div>
4.5413.4.434.500.1	vanity unit for WB 65 cm, 1 drawer, rounded front	x
4.5413.4.434.340.1	vanity unit for WB 65 cm, 1 drawer, rounded front	x
4.5413.4.434.341.1	vanity unit for WB 65 cm, 1 drawer, rounded front	x



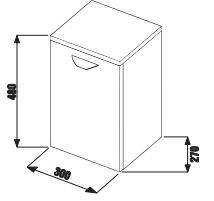
Spare parts can be found on page 322.

bathroom furniture / OLYMP DEEP

medium cabinet, wallhung



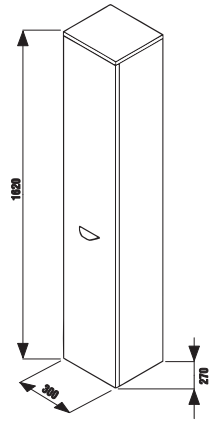
Article number	Description	Body colour/Front		
		white	ash	golden oak
4.5414.1.434.500.1	medium cabinet, wallhung, left door	x		
4.5414.1.434.340.1	medium cabinet, wallhung, left door		x	
4.5414.1.434.341.1	medium cabinet, wallhung, left door			x
4.5414.2.434.500.1	medium cabinet, wallhung, right door	x		
4.5414.2.434.340.1	medium cabinet, wallhung, right door		x	
4.5414.2.434.341.1	medium cabinet, wallhung, right door			x




tall cabinet, wallhung



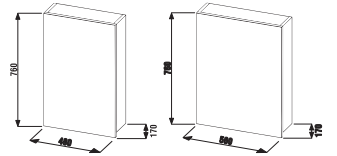
Article number	Description	Body colour/Front		
		white	ash	golden oak
4.5415.1.434.500.1	tall cabinet, wallhung, left door	x		
4.5415.1.434.340.1	tall cabinet, wallhung, left door		x	
4.5415.1.434.341.1	tall cabinet, wallhung, left door			x
4.5415.2.434.500.1	tall cabinet, wallhung, right door	x		
4.5415.2.434.340.1	tall cabinet, wallhung, right door		x	
4.5415.2.434.341.1	tall cabinet, wallhung, right door			x



mirror cabinet



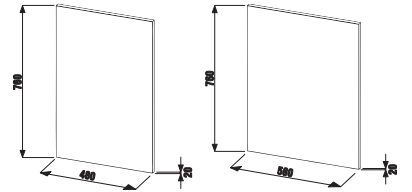
Article number	Description	Body colour/Front		
		white	ash	golden oak
4.5416.1.434.500.1	mirror cabinet left/right 50 cm, full door	x		
4.5416.1.434.340.1	mirror cabinet left/right 50 cm, full door		x	
4.5416.1.434.341.1	mirror cabinet left/right 50 cm, full door			x
4.5416.3.434.500.1	mirror cabinet left/right 60 cm, full door	x		
4.5416.3.434.340.1	mirror cabinet left/right 60 cm, full door		x	
4.5416.3.434.341.1	mirror cabinet left/right 60 cm, full door			x



mirrors



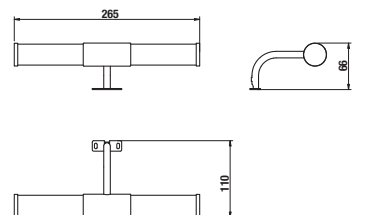
Article number	Description
4.5416.5.434.500.1	mirror 50 cm, on a baseboard
4.5416.7.434.500.1	mirror 50 cm, on a baseboard



Horizon lightning



Article number	Description
4.9430.1.039.000.1	Horizon lightning, IP44, 2x G9, max. 33 W



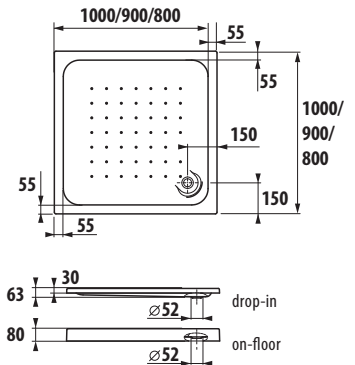
acrylic shower trays Olymp



Article number	Description
2.1182.1.000.000.1	square shower tray, on-floor, 800 × 800 mm, white
2.1182.2.000.000.1	square shower tray, on-floor, 900 × 900 mm, white
2.1182.3.000.000.1	square shower tray, on-floor, 1000 × 1000 mm, white
2.1183.1.000.000.1	square shower tray, drop-in, 800 × 800 mm, white
2.1183.2.000.000.1	square shower tray, drop-in, 900 × 900 mm, white

Optional:

2.9482.4.000.000.1	siphon for shower trays 50/40 mm, stainless steel cover with JIKA logo; flowrate of 39 l/min
2.9555.6.000.000.1	feet for acrylic shower trays



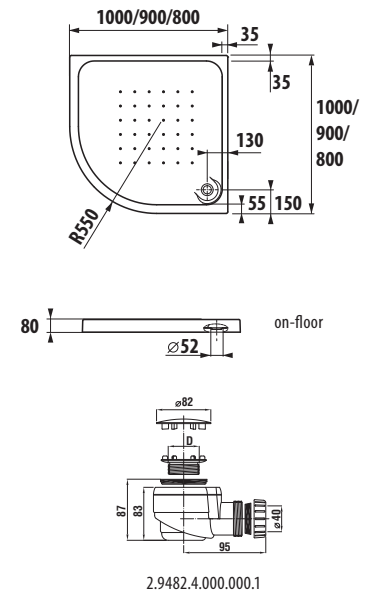
acrylic shower trays Olymp



Article number	Description
2.1382.1.000.000.1	corner shower tray, on-floor, 800 × 800 mm, radius 550 mm, white
2.1382.2.000.000.1	corner shower tray, on-floor, 900 × 900 mm, radius 550 mm, white
2.1382.3.000.000.1	corner shower tray, on-floor, 1000 × 1000 mm, radius 550 mm, white

Optional:

2.9482.4.000.000.1	siphon for shower trays 50/40 mm, stainless steel cover with JIKA logo; flowrate of 39 l/min
2.9555.6.000.000.1	feet for acrylic shower trays



ANTISLIP

You will not slip in your shower tray thanks to the special anti-slip surface.

Benefits

- Extended five-year warranty
- All our bathtubs and basins are made from 100% acryl.
- On-floor and drop-in version
- Antislip finish
- Good insulation properties
- Warm surface
- Colour stability
- Easy maintenance

Combination with JIKA shower enclosures and doors is recommended (Cubito, Cubito pure, Lyra plus).



Spare parts can be found on page 323.



100% ACRYL
All our bathtubs and shower trays are made from 100% acryl.



Made in the European Union.



WARRANTY
Shower trays and bathtubs.



Benefits

- Extended five-year warranty
- Broad product range
- Quality ceramic cartridges dia. 37 mm with Ecodisk system (Spain)
- Washbasin faucets with water-saving aerators
- Flow rate of 5.7 l/min, Neoperl
- Aerators are made from a special material that prevents scale deposition.
- Two height variants of washbasin pedestal-type faucets
- With metal outlet or the Click-Clack mechanism
- Wall-mounted bathtub and shower faucets feature non-return valves preventing siphonage of dirty water.
- Certified quality connection hoses made of stainless steel by Tucai (Spain).
- Comprehensive range of models with medical lever
- Complete assembly, including 100% testing of all faucets in our Znojmo plant.
- Broad range of shower accessories

Thermostatic faucets



Main benefits of thermostatic faucets include quick temperature setting and the ability to maintain constant water temperature regardless of supply water pressure/temperature variations. Safety is also an important factor; that is why faucets provide several safety features. The thermostat reacts instantly in case of cold water supply failure, blocking faucet output to prevent user's scalding. Another safety feature is provided by the integrated button set precisely to 38 °C. In case the user wishes to set a higher temperature, he/she must press this button to continue with temperature control, up to the maximum of 50 °C. This safety feature is of key importance for the smallest users – children.

Thermostat benefits

- **Speed and precision – Quick reaction**
High-quality thermostatic valve provides for instant supply of mixed water at the required temperature level (within 7 seconds).
- **Water savings – Eco stop – the button that saves water.**
Mio thermostatic shower column provides water-flow control valve that informs the user of reaching 50 percent of the faucet's design flow-rate. In order to set a higher flow-rate, you need to press the button to unlock.
- **Safety – Safety stop – the button that protects.**
Thermostatic valve control includes a built-in safety button that prevents water temperature setting above the comfortable and safe level of 38 °C. In order to set water temperature above 38 °C (but not more than 50 °C), you need to press the button to unlock.
- **Hot water supply blocking** - in case of cold water supply failure, the smart thermostat reacts instantly, blocking hot water supply to prevent user's scalding.
- **Stable water temperature setting** - the smart thermostat ensures constant water temperature with no temperature fluctuations.



Two-year guarantee for shower accessories.



Five-year guarantee for all faucets (surface and cartridges).



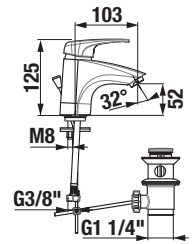
OPTIM ECO
by turning the knob on the cartridge you can easily control the temperature of mixed water; by unscrewing the limiting bolt on the control cartridge valve, you can reduce the water flow

washbasin faucet



NEW

Article number	Description
3.111U.1.004.111.1	washbasin faucet, pedestal type, with automatic outlet, spout 103 mm, flow rate 5,7 l/min. Available in 3 Q 2015.
3.111U.1.004.119.1	washbasin faucet, pedestal type, without automatic outlet, with medical lever, spout 103 mm, flow rate 5,7 l/min. Available in 3 Q 2015.
3.111U.1.004.110.1	washbasin faucet, pedestal type, without automatic outlet, spout 103 mm, flow rate 5,7 l/min. Available in 3 Q 2015.

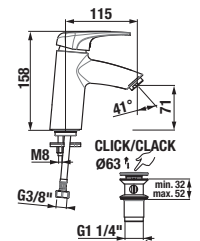


washbasin faucet



NEW

Article number	Description
3.111U.8.004.120.1	washbasin faucet, pedestal type, without automatic outlet, tall version, spout 120 mm, flow rate 5,7 l/min. . Available from june 2015.
3.111U.8.004.129.1	washbasin faucet, pedestal type, without automatic outlet, medical lever, tall version, spout 120 mm, flow rate 5,7 l/min. Available from june 2015.
3.111U.8.004.124.1	washbasin faucet, pedestal type, with Click-Clack outlet, tall version, spout 120 mm, flow rate 5,7 l/min. Available from june 2015.

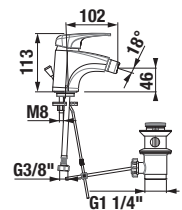


bidet faucet



NEW

Article number	Description
3.411U.1.004.111.1	bidet faucet, pedestal type, with automatic outlet. Available in 3 Q 2015.



It is recommended to combine shower sets, accessories and siphons found in Mio, Lyra and Rio sections.



Spare parts can be found on page 324.



Five-year guarantee for all faucets (surface and cartridges).



All faucets are tested for 70 000 cycles.



6 l/min
Water flow rate of 6 l/min.



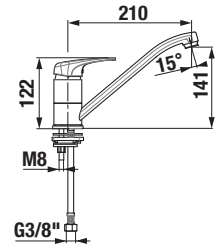
ECODISK
Ecodisk cartridge can control water flow and temperature, achieving up to 50% savings!

sink faucet with bottom spout



NEW

Article number	Description
3.511U.1.004.230.1	sink faucet, pedestal type, bottom spout, length 210 mm. Available in 3 Q 2015.

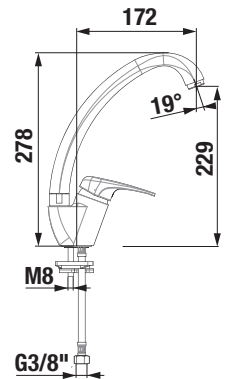


sink faucet with high spout



NEW

Article number	Description
3.511U.1.004.260.1	sink faucet, pedestal type, with high spout. Available in 3 Q 2015.

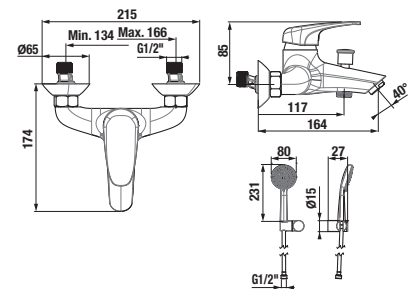


bath tub faucet with a shower kit



NEW

Article number	Description
3.211U.7.004.131.1	bath tub faucet, wall-mounted, with a shower kit (hand shower \varnothing 80 mm, 3 different functions, shower hose 170 cm, hand shower holder). Available in 3 Q 2015.
3.211U.7.004.400.1	bath tub faucet, wall-mounted, without a shower kit. Available from june 2015.
3.211U.7.004.409.1	bath tub faucet, wall-mounted, without a shower kit, medical lever. Available from june 2015.

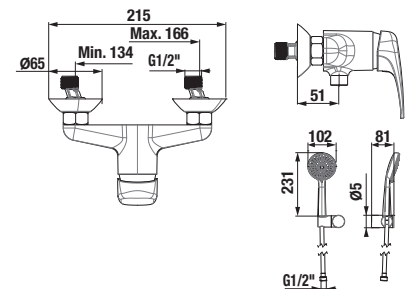


shower faucet with a shower kit



NEW

Article number	Description
3.311U.7.004.131.1	shower faucet, wall-mounted, with a shower kit (hand shower \varnothing 80 mm, 3 different functions, shower hose 170 cm, hand shower holder). Available in 3 Q 2015.
3.311U.7.004.400.1	shower faucet, wall-mounted, without a shower kit. Available from june 2015.
3.311U.7.004.409.1	shower faucet, wall-mounted, without a shower kit, medical lever. Available from june 2015.

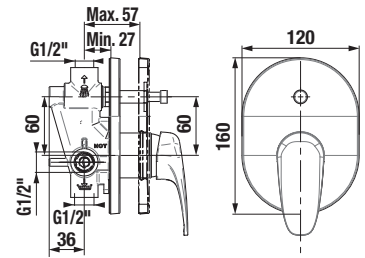


concealed bathtub faucet



NEW

Article number Description
 3.211U.6.004.000.1 concealed bathtub faucet, with a diverter.
Available from june 2015.

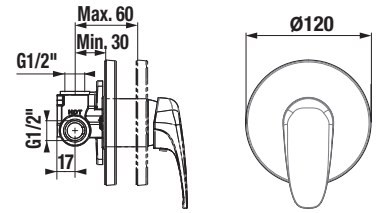


concealed shower faucet



NEW

Article number Description
 3.311U.6.004.000.1 concealed shower faucet.
Available from june 2015.

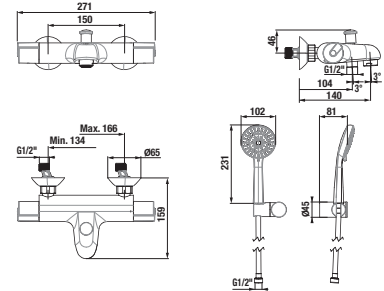


bathtub thermostatic faucet with a shower kit



NEW

Article number Description
 3.231U.7.004.271.1 bathtub thermostatic faucet, wall-mounted, with a shower kit (hand shower Ø 100 mm, 3 different functions, hand shower holder, shower hose 1.7 m). **Available in 3 Q 2015.**
 3.231U.7.004.400.1 bathtub thermostatic faucet, wall-mounted, without a shower kit. **Available from june 2015.**

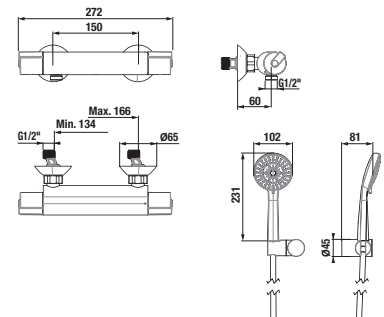


shower thermostatic faucet with a shower kit



NEW

Article number Description
 3.331U.7.004.271.1 shower thermostatic faucet, wall-mounted, with a shower kit (hand shower Ø 100 mm, 3 different functions, hand shower holder, shower hose 1.7 m). **Available in 3 Q 2015.**
 3.331U.7.004.400.1 shower thermostatic faucet, wall-mounted, without a shower kit. **Available from june 2015.**

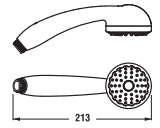
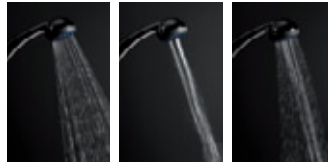


Spare parts can be found on page 324.

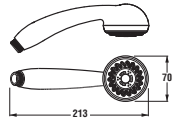
hand showers



Article number	Description
3.6127.0.004.010.1	Lyra hand shower 1 function, chrome
3.6127.0.004.011.1	Lyra hand shower 3 functions, chrome



1 function

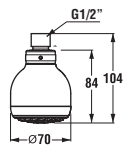



3 functions

head showers

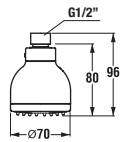


Article number	Description
3.6727.0.004.011.1	Lyra head shower 3 functions, adjustable by 30°, chrome
3.661R.0.004.004.1	shower arm, chrome (upon request)

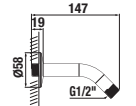


3 functions

Article number	Description
3.6727.0.004.010.1	Lyra head shower 1 function, adjustable by 30°, chrome
3.661R.0.004.004.1	shower arm, chrome (upon request)



1 function



shower set



Article number	Description
3.6027.0.004.011.1	shower set (hand shower 3 functions, holder, shower hose 1.7 m), chrome
3.6027.0.004.010.1	shower set (hand shower 1 function, holder, shower hose 1.7 m), chrome
3.6027.1.004.010.1	shower set (hand shower 1 function, sliding bar, hose 1.7 m), chrome
3.6027.1.004.011.1	shower set (hand shower 3 functions, sliding bar, hose 1.7 m), chrome
3.6371.0.004.000.1	elbow connection 1/2", brass, check valve, chrome



SHOWER SET
Shower set includes a hand shower, a hose and a holder or a shower bar.



We recommend Rio shower accessories.



Two-year guarantee for shower accessories.



Clean Touch
Function that facilitates cleaning of shower jets; soft rubbers guarantee easy removal of limescale.

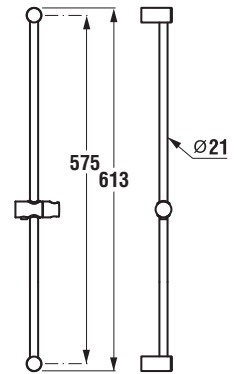


ANTI TWIST
all shower hoses feature this anti-twist system, concealed in the hose cone

sliding bar



Article number	Description
3.6427.0.004.000.1	Lyra sliding bar with shower holder, 600 mm, chrome



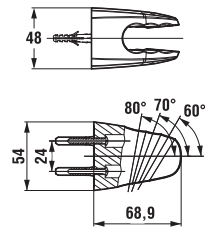
hand shower holder



Article number	Description
3.6527.0.004.000.1	Lyra hand shower holder, 3 positions, chrome



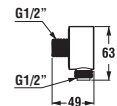
ADJUSTABLE HAND SHOWER HOLDER



elbow connection



Article number	Description
3.6371.0.004.000.1	Mio elbow connection 1/2", brass, check valve, chrome



shower hose



Article number	Description
3.6227.0.004.011.1	Lyra shower hose 1.7 m, brass with double-lock, chrome
3.6227.0.004.021.1	Lyra shower hose 2 m, brass with double-lock, chrome

All shower hoses feature this anti-twist system, concealed in the hose cone.



Spare parts can be found on page 324.

We recommend Rio shower accessories.



Two-year guarantee for shower accessories.




Clean Touch
Function that facilitates cleaning of shower jets; soft rubbers guarantee easy removal of limescale.



ANTI TWIST
all shower hoses feature this anti-twist system, concealed in the hose cone

CUBE | PETIT



bathroom series / **CUBE a PETIT**

Cube bathroom series is based on current trends. Clean geometric shapes of bathroom furniture and the conspicuous washbasin with flat storage space are complemented by prominent mirrors that make every bathroom look much larger.

Perfect minimalist bathroom. The basic Petit set consists of a small washbasin, optionally available for the right corner (40 × 23 cm), together with a cabinet; it can also be complemented by a mirror cabinet or a separate mirror, with illumination in all cases.



CUBE
PETIT

bathroom series / CUBE



Cube bathroom series is based on current trends. Clean geometric shapes of bathroom furniture and the conspicuous washbasin with flat storage space are complemented by prominent mirrors that make every bathroom look much larger. Vanity units are available at eight different widths (from 45 to 120 cm) and two colour options, either in white varnish or elegant dark oak décor. Storage space is provided by a cabinet or fully extendable drawers.

This picture shows our new products – wall and floor tiles by Jika. Specifically, Cool Azul 25×70 and Cool Blanco 25×70 wall tiles and Planet Blanco 31×31 and Planet Azul 31×31 floor tiles are depicted.

20 000 cycles
The highest quality of the door fitting, tested 20 000 open/close cycles.

2-YEAR WARRANTY
for bathroom furniture.

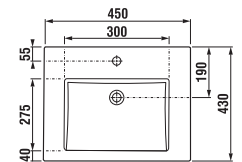
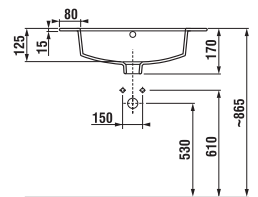
vanity unit with washbasin 45 cm



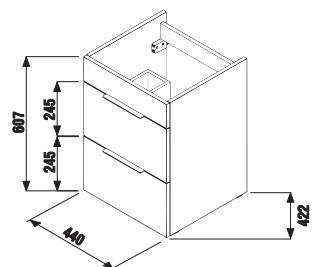
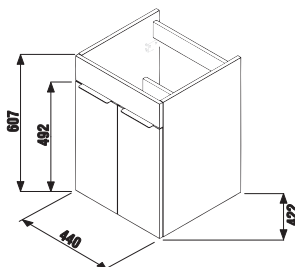
* Cabinets are supplied with black handles.

PACK 1+1

- 1+1 PACK**
small cabinet + washbasin
- Safe delivery
- Space-saving transport packaging
- Simple handling



Article number	Description	Body colour/Front colour	
		white	dark oak
4.5362.1.176.300.1	vanity unit with 2 doors incl. WB 45 × 43 cm	x	
4.5362.1.176.302.1	vanity unit with 2 doors incl. WB 45 × 43 cm		x
4.5362.2.176.300.1	vanity unit with 2 drawers incl. WB 45 × 43 cm	x	
4.5362.2.176.302.1	vanity unit with 2 drawers incl. WB 45 × 43 cm		x



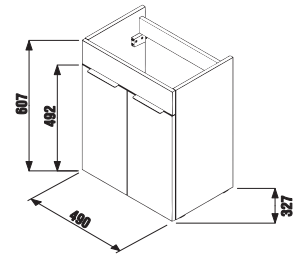
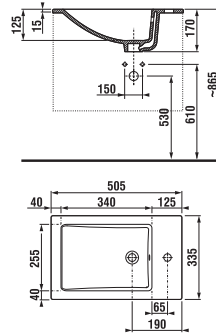
vanity unit with washbasin 50 cm



1+1 PACK
small cabinet + washbasin
- Safe delivery
- Space-saving transport packaging
- Simple handling

* Cabinets are supplied with black handles.

Can be mounted with faucet either on the right or on the left.



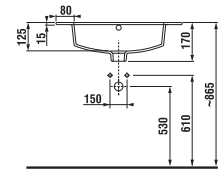
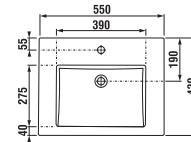
Article number	Description	Body colour/Front colour
		<div style="display: flex; justify-content: space-around;"> <div style="text-align: center;"> <input type="checkbox"/> white </div> <div style="text-align: center;"> <input type="checkbox"/> dark oak </div> </div>
4.5364.1.176.300.1	vanity unit with 2 doors incl. WB 50 × 34 cm	x
4.5364.1.176.302.1	vanity unit with 2 doors incl. WB 50 × 34 cm	x

vanity unit with washbasin 55 cm

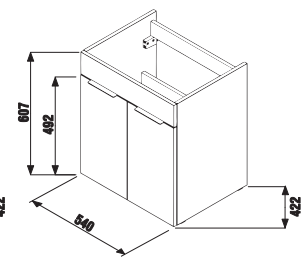
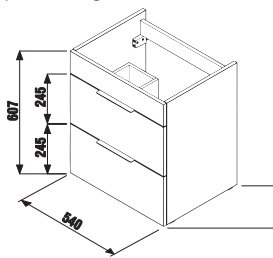


1+1 PACK
small cabinet
+ washbasin
- Safe delivery
- Space-saving transport packaging
- Simple handling

* Cabinets are supplied with black handles.



Article number	Description	Body colour/Front colour
		<div style="display: flex; justify-content: space-around;"> <div style="text-align: center;"> <input type="checkbox"/> white </div> <div style="text-align: center;"> <input type="checkbox"/> dark oak </div> </div>
4.5361.1.176.300.1	vanity unit with 2 doors incl. WB 55 × 43 cm	x
4.5361.1.176.302.1	vanity unit with 2 doors incl. WB 55 × 43 cm	x
4.5361.2.176.300.1	vanity unit with 2 drawers incl. WB 55 × 43 cm	x
4.5361.2.176.302.1	vanity unit with 2 drawers incl. WB 55 × 43 cm	x



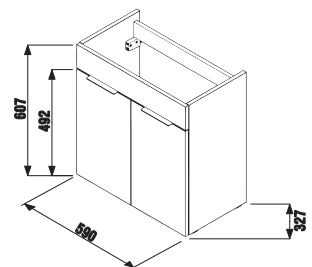
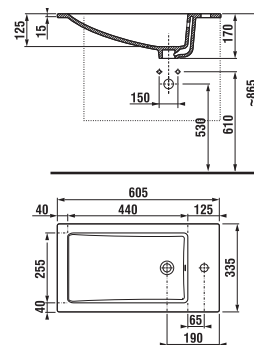
vanity unit with washbasin 60 cm



1+1 PACK
small cabinet + washbasin
- Safe delivery
- Space-saving transport packaging
- Simple handling

* Cabinets are supplied with black handles.

Can be mounted with faucet either on the right or on the left.



Article number	Description	Body colour/Front colour
		<div style="display: flex; justify-content: space-around;"> <div style="text-align: center;"> <input type="checkbox"/> white </div> <div style="text-align: center;"> <input type="checkbox"/> dark oak </div> </div>
4.5363.1.176.300.1	vanity unit with 2 doors incl. WB 60 × 34 cm	x
4.5363.1.176.302.1	vanity unit with 2 doors incl. WB 60 × 34 cm	x



Spare parts can be found on page 322.

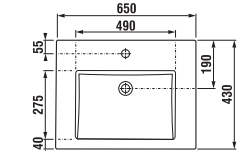
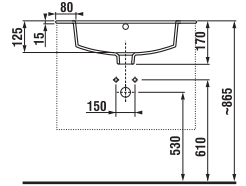
CUBE
PETIT

bathroom series / CUBE

vanity unit with washbasin 65 cm

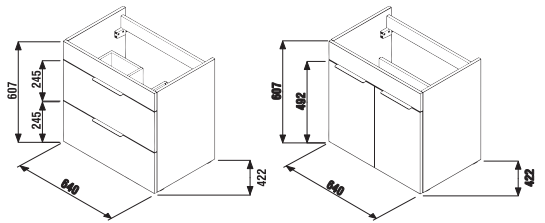


1+1 PACK
small cabinet + washbasin
- Safe delivery
- Space-saving transport packaging
- Simple handling



* Cabinets are supplied with black handles.

Article number	Description	Body colour/Front colour	
		white	dark oak
4.5360.1.176.300.1	vanity unit with 2 doors incl. WB 65 × 43 cm	x	
4.5360.1.176.302.1	vanity unit with 2 doors incl. WB 65 × 43 cm		x
4.5360.2.176.300.1	vanity unit with 2 drawers incl. WB 65 × 43 cm	x	
4.5360.2.176.302.1	vanity unit with 2 drawers incl. WB 65 × 43 cm		x

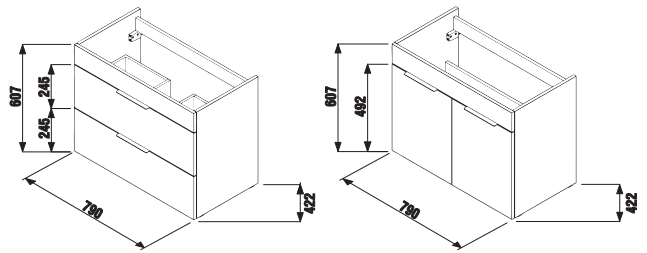
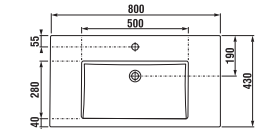
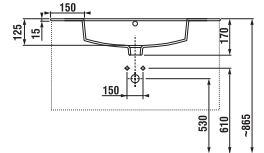


vanity unit with washbasin 80 cm



* Cabinets are supplied with black handles.

Article number	Description	Body colour/Front colour	
		white	dark oak
4.5375.2.176.300.1	vanity unit with 2 doors incl. WB 80 × 43 cm	x	
4.5375.2.176.302.1	vanity unit with 2 doors incl. WB 80 × 43 cm		x
4.5376.2.176.300.1	vanity unit with 2 drawers incl. WB 80 × 43 cm	x	
4.5376.2.176.302.1	vanity unit with 2 drawers incl. WB 80 × 43 cm		x



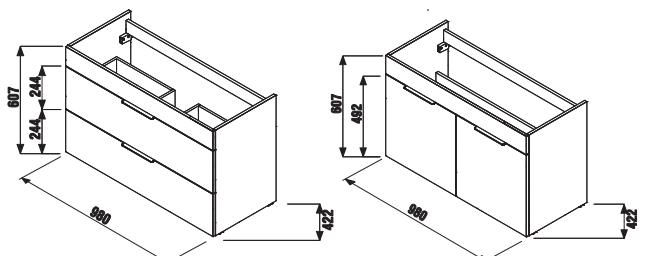
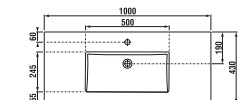
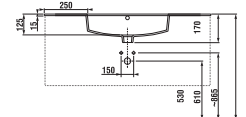
vanity unit with washbasin 100 cm



* Cabinets are supplied with black handles.

NEW

Article number	Description	Body colour/Front colour	
		white	dark oak
4.5365.1.176.300.1	vanity unit with 2 doors incl. WB 100 × 43 cm	x	
4.5365.1.176.302.1	vanity unit with 2 doors incl. WB 100 × 43 cm		x
4.5365.2.176.300.1	vanity unit with 2 drawers incl. WB 100 × 43 cm	x	
4.5365.2.176.302.1	vanity unit with 2 drawers incl. WB 100 × 43 cm		x



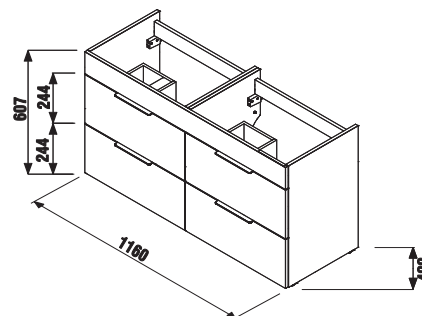
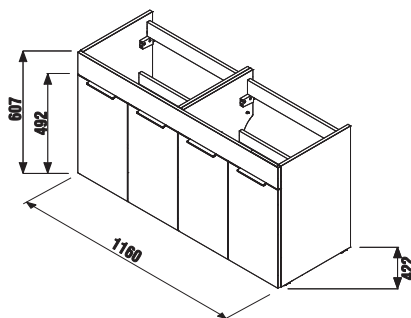
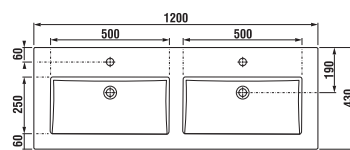
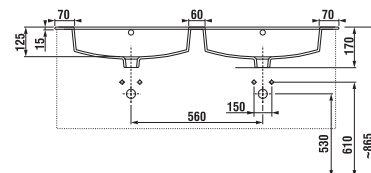
vanity unit with double washbasin 120 cm



* Cabinets are supplied with black handles.

NEW

Article number	Description	Body colour/Front colour	
		white	dark oak
4.5366.1.176.300.1	vanity unit with 4 doors incl. double WB 120 × 43 cm	x	
4.5366.1.176.302.1	vanity unit with 4 doors incl. double WB 120 × 43 cm		x
4.5366.2.176.300.1	vanity unit with 4 drawers incl. double WB 120 × 43 cm	x	
4.5366.2.176.302.1	vanity unit with 4 drawers incl. double WB 120 × 43 cm		x



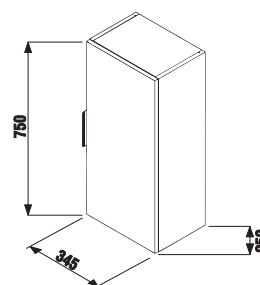
CUBE
PETIT

medium cabinet 75 cm




* Cabinets are supplied with black handles.

Article number	Description	Body colour/Front colour	
		white	dark oak
4.5371.1.176.300.1	medium cabinet 75 cm	x	
4.5371.1.176.302.1	medium cabinet 75 cm		x





mirror on board



NEW


Article number	Description	Colour	
		white	dark oak
4.5555.6.039.304.1	mirror on board 75 × 100 cm	x	
4.5555.6.039.316.1	mirror on board 75 × 100 cm		x
4.5555.7.039.304.1	mirror on board 75 × 120 cm	x	
4.5555.7.039.316.1	mirror on board 75 × 120 cm		x



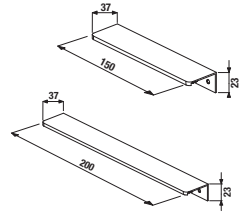
Spare parts can be found on page 322.

bathroom series / CUBE

door handle 150 and 200 mm



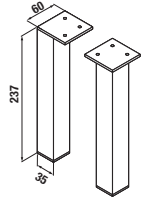
Article number	Description
4.9158.3.176.000.1	Cube handle 150 mm for vanity units with doors, chrome-plated, 1 pc
4.9158.4.176.000.1	Cube handle 200 mm for vanity units with drawers and for medium cabinets, chrome-plated, 1 pc




feet for furniture



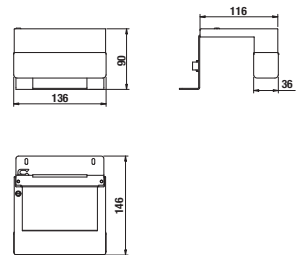
Article number	Description
4.9440.2.176.000.1	Cube feet, chrome-plated, 1 pair, 240 mm



Moonbox lighting



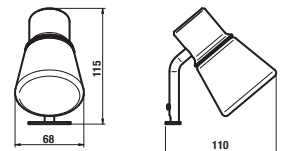
Article number	Description
4.9430.3.176.000.1	Moonbox lighting IP44, 2x G9, max. 33 W



Sunrise lighting



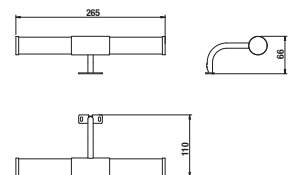
Article number	Description
4.9430.2.039.000.1	double Sunrise lighting for Lyra, IP 44, 2x G9, max. 33 W



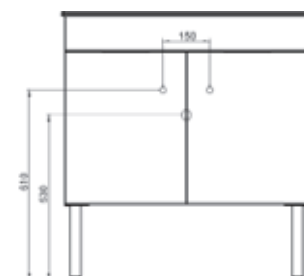
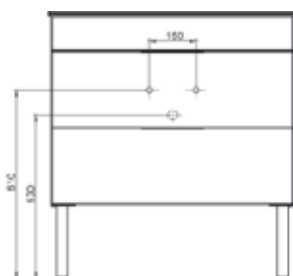
Horizon lighting



Article number	Description
4.9430.1.039.000.1	halogen Horizon lighting, IP44, 2x G9, max. 33 W



installation dimensions for CUBE furniture



It is recommended to combine Cube series with Clear and Lyra series mirrors.



Perfect minimalist bathroom. The basic Petit set consists of a small washbasin, optionally available for the right corner (40 × 23 cm), together with a cabinet; it can also be complemented by a mirror cabinet or a separate mirror, with illumination in all cases. It is available in four colour variations.



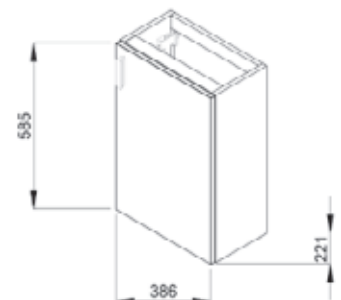
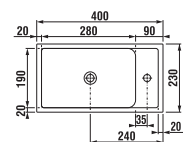
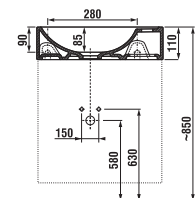
20 000 CYCLES
The highest quality of the door fitting, tested 20 000 open/close cycles.



2-YEAR WARRANTY
for bathroom furniture.

CUBE
PETIT

vanity unit with washbasin 40 cm



Article number	Description	Body colour/Front colour			
		white	grey	dark oak	cherry
4.5351.1.175.300.1	vanity unit with 1 reversible door, incl. WB 40 × 23 cm, with tap hole on the right	x			
4.5351.1.175.301.1	vanity unit with 1 reversible door, incl. WB 40 × 23 cm, with tap hole on the right		x		
4.5351.1.175.302.1	vanity unit with 1 reversible door, incl. WB 40 × 23 cm, with tap hole on the right			x	
4.5351.1.175.308.1	vanity unit with 1 reversible door, incl. WB 40 × 23 cm, with tap hole on the right				x



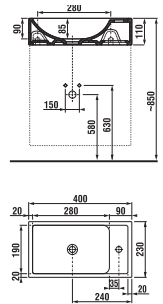

1+1 PACK
small cabinet + washbasin
- Safe delivery
- Space-saving transport packaging
- Simple handling



Spare parts can be found on page 322.



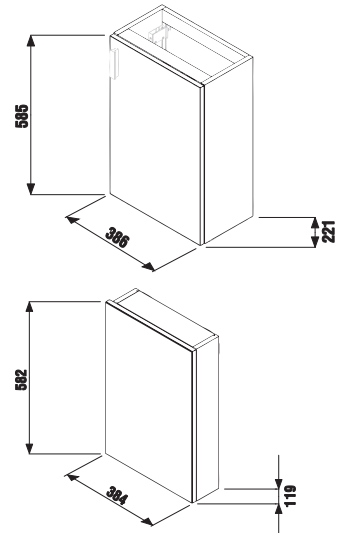
set with washbasin 40 cm



Article number	Description	Body colour/Front colour			
		white	grey	dark oak	cherry
4.5351.2.175.300.1	vanity unit with 1 reversible door, incl. WB 40 × 23 cm, with tap hole on the right, mirror cabinet and lighting	x			
4.5351.2.175.301.1	vanity unit with 1 reversible door, incl. WB 40 × 23 cm, with tap hole on the right, mirror cabinet and lighting		x		
4.5351.2.175.302.1	vanity unit with 1 reversible door, incl. WB 40 × 23 cm, with tap hole on the right, mirror cabinet and lighting			x	
4.5351.2.175.308.1	vanity unit with 1 reversible door, incl. WB 40 × 23 cm, with tap hole on the right, mirror cabinet and lighting				x

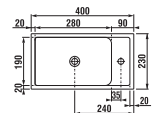
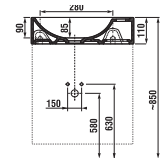



1+3 PACK
 Vanity unit plus washbasin, mirror cabinet and illumination
 - Safe delivery
 - Space-saving transport packaging
 - Simple handling





set with washbasin 40 cm

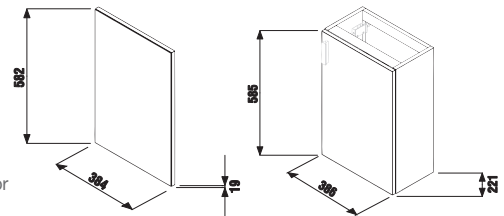


CUBE
PETIT

Article number	Description	Body colour/Front colour			
		white	grey	dark oak	cherry
4.5351.4.175.300.1	vanity unit with 1 reversible door, incl. WB 40 × 23 cm, with tap hole on the right, mirror and lighting	x			
4.5351.4.175.301.1	vanity unit with 1 reversible door, incl. WB 40 × 23 cm, with tap hole on the right, mirror and lighting		x		
4.5351.4.175.302.1	vanity unit with 1 reversible door, incl. WB 40 × 23 cm, with tap hole on the right, mirror and lighting			x	
4.5351.4.175.308.1	vanity unit with 1 reversible door, incl. WB 40 × 23 cm, with tap hole on the right, mirror and lighting				x



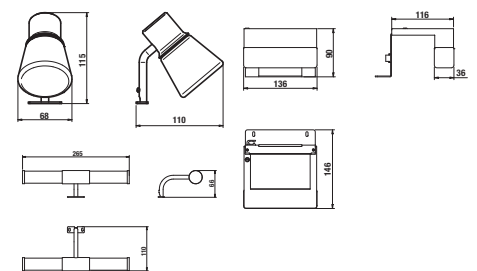
1+3 PACK
Vanity unit plus washbasin, mirror cabinet and illumination
- Safe delivery
- Space-saving transport packaging
- Simple handling



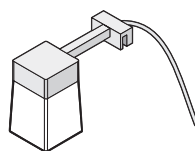
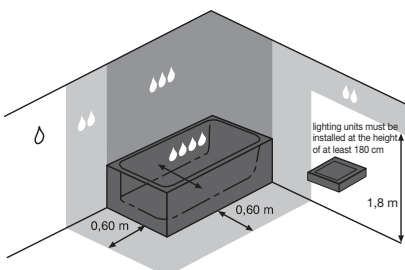
lighting



Article number	Description
4.9430.2.039.000.1	double Sunrise lighting for Lyra, IP 44, 2x G9, max. 33 W
4.9430.1.039.000.1	halogen Horizon lighting, IP44, 2x G9, max. 33 W
4.9430.3.176.000.1	Moonbox lighting IP44, 2x G9, max. 33 W




lighting in the bathroom



Moonbox lighting units comply with strict European standards IEC 364-7-701.
RECOMMENDED:
Installation of the mains cable should be performed by a specialist – electrician.

MIRRORS



mirrors and lighting

Mirror is an indispensable item in any bathroom. Clear mirrors perfectly fit to any bathroom, but you will certainly be happy with other mirrors as well. In order to ensure their perfect daily use, you can complement these mirrors by any of our Jika lightings.



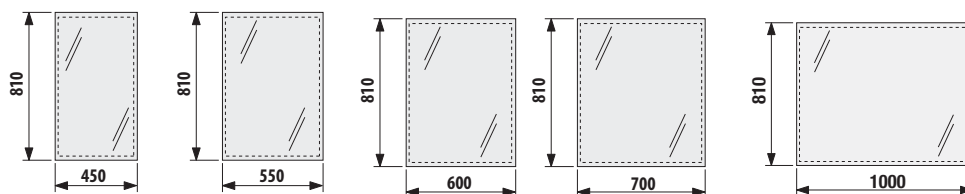
mirrors and lighting

The mirrors in the Clear series might have a special foil against fogginess? Just remember what it looks like in a small bathroom when you take a good shower. No difficult polishing from now on! The Clear series is fitted with lighting that lights up the space around the mirror with Clear but pleasant light. It can be used in particular in small bathrooms of prefabricated buildings without any daylight. Thanks to the safe shielding level IP44, it can be installed 60cm from the bathtub.

mirrors without lighting



Article number	Description	Dimension
4.5570.1.173.144.1	rectangle, incl. wall fixation, bevel 5 mm around, base 3 side AL frame, with possibility of installation with light or/and demister foil max 574 × 274 mm	45 × 81 cm
4.5571.1.173.144.1	rectangle, incl. wall fixation, bevel 5 mm around, base 3 side AL frame, with possibility of installation with light or/and demister foil max 574 × 274 mm	55 × 81 cm
4.5572.1.173.144.1	rectangle, incl. wall fixation, bevel 5 mm around, base 3 side AL frame, with possibility of installation with light or/and demister foil max 574 × 274 mm	60 × 81 cm
4.5573.1.173.144.1	rectangle, incl. wall fixation, bevel 5 mm around, base 3 side AL frame, with possibility of installation with light or/and demister foil max 574 × 274 mm	70 × 81 cm
4.5576.1.173.144.1	rectangle 100x81, incl. wall fixation, bevel 5 mm around, base 3 side AL frame, with possibility to collect with light or/and demister foil max 574 × 274 mm	100 × 81 cm



accessories for mirrors without lighting

Article number	Description
4.9420.1.173.000.1	Celina light for mirrors type 1., dimension ca. 280 × 120 × 30 mm, IP44, with connection box 230 V, assemble on the mirror edge, Power LED technology
4.9421.1.173.000.1	Alena of light for mirrors type 1., dimension ca. 190 × 55 × 70 mm, IP44, with connection box 230 V, assemble on the mirror edge, Power LED technology
4.9422.1.173.000.1	Stella light for mirrors type 1., dimension ca. 160 × 90 × 50 mm, IP44, with connection box 230 V, assemble on the mirror edge, Power LED technology
4.9423.1.173.000.1	Viola light for mirrors type 1., dimension ca. 130 × 90 × 60 mm, IP44, with connection box 230 V, assemble on the mirror edge, 40 W



Celina



Stella



Alena



Viola

Lighting on the edge of the mirror

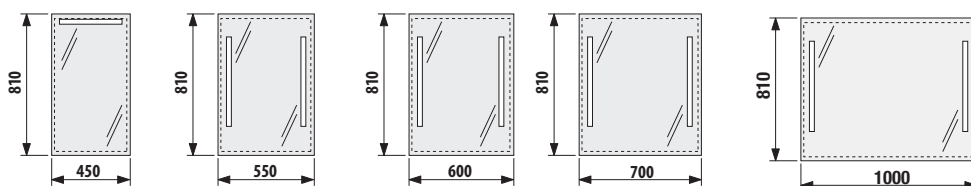
mirrors and lighting

mirror with integrated lighting



Mirror with integrated lighting - fluorescent tube

Article number	Description	Dimension
4.5570.3.173.144.1	mirror with the light integrated, sand blasting places, 1 light, IP44, without switch, with connection box 230 V, bevel 5 mm, with possibility of demister foil max 274 x 274 mm	45 x 81 cm
4.5571.3.173.144.1	mirror with the light integrated, sand blasting places, 2 lights, IP44, without switch, with connection box 230 V, bevel 5 mm, with possibility of demister foil max 274 x 274 mm	55 x 81 cm
4.5572.3.173.144.1	mirror with the light integrated, sand blasting places, 2 lights, IP44, without switch, with connection box 230 V, bevel 5 mm, with possibility of demister foil max 274 x 274 mm	60 x 81 cm
4.5573.3.173.144.1	mirror with the light integrated, sand blasting places, 2 lights, IP44, without switch, with connection box 230 V, bevel 5 mm, with possibility of demister foil max 574 x 274 mm	70 x 81 cm
4.5576.3.173.144.1	mirror 100 x 81 with the light integrated, sand blasting places, 2 lights, IP44, without switch, with connection box 230 V, bevel 5 mm, with possibility demister foil max 574 x 274 mm	100 x 81 cm

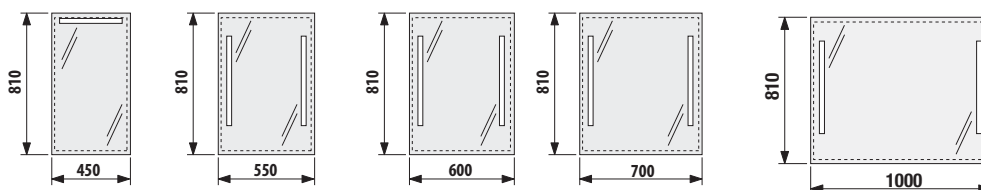


mirror with integrated lighting Clear



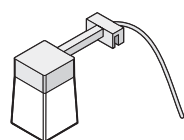
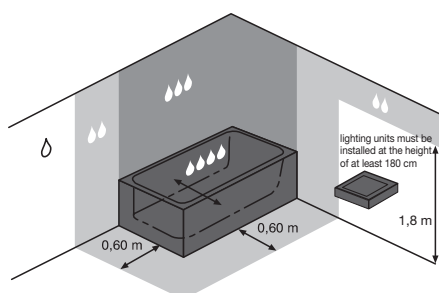
Mirror with integrated LED lighting

Article number	Description	Dimension
4.5570.5.173.144.1	mirror with LED lighting, IP44, without switch, for 1 light connection 230 V, bevel 5 mm, with possibility demister foil max 274 x 274 mm	45 x 81 cm
4.5571.5.173.144.1	mirror with LED lighting, IP44, without switch, for 2 lights connection 230 V, bevel 5 mm, with possibility demister foil max 274 x 274 mm	55 x 81 cm
4.5572.5.173.144.1	mirror with LED lighting, IP44, without switch, for 2 lights connection 230 V, bevel 5 mm, with possibility demister foil max 274 x 274 mm	60 x 81 cm
4.5573.5.173.144.1	mirror with LED lighting, IP44, without switch, for 2 lights connection 230 V, bevel 5 mm, with possibility demister foil max 574 x 274 mm	70 x 81 cm
4.5576.5.173.144.1	mirror 100 x 81 with LED lighting, IP44, without switch, for connection 230 V, bevel 5 mm, with possibility demister foil max 574 x 274 mm	100 x 81 cm



Heating foils prevent condensation of air humidity at mirror surfaces. While you are taking a bath or a shower, causing air humidity increase temporarily, your mirrors do not get steamed up thanks to these foils. The principle is very simple (similarly to heated rear windows of a car) – mirror's back panel is heated by means of a resistance wire placed on a self-adhesive foil and connected to power supply.


lighting in the bathroom



Clear mirror lighting units comply with strict European standards IEC 364-7-701. **RECOMMENDED:** Installation of the mains cable should be performed by a specialist – electrician.

mirrors and lighting

accessories – demister foils and switch




Article number	Description	Dimension
4.9427.1.173.000.1	demister foil 290 × 210 mm for the mirror, with connection box 230 V, IP44	29×21 cm
4.9428.1.173.000.1	demister foil 274 × 274 mm for the mirror, with connection box 230 V, IP44	27,4×27,4 cm
4.9429.1.173.000.1	demister foil 574 × 274 mm for the mirror, with connection box 230 V, IP44	57,4×27,4 cm
4.9426.1.173.000.1	Touchless switch for fluorescent and LED lights in mirrors CLEAR	

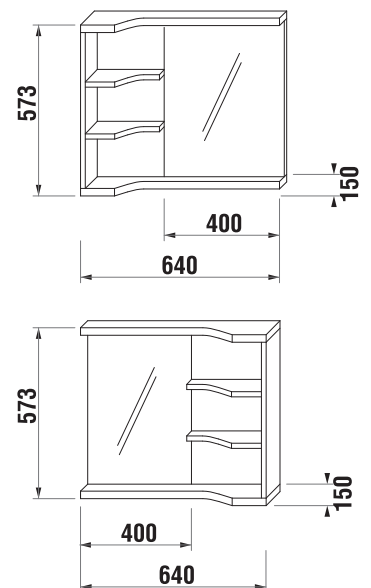
Heating foils are recommended for mirrors




Small light produced by the touchless-sensor diode can also serve as comfortable night illumination.

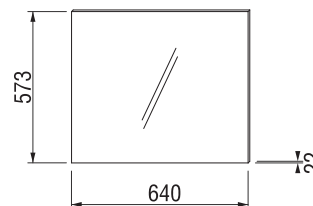
mirror with shelves Mio

Article number	Description	Body colour
		
		500 white
4.3421.1.171.500.1	mirror with shelves, right/left	x




mirror on board Mio



Article number	Description	Body colour
		
		500 white
4.3422.1.171.500.1	mirror on board, 640 × 573 mm, rotating to 90°	x

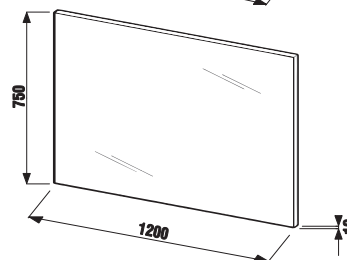
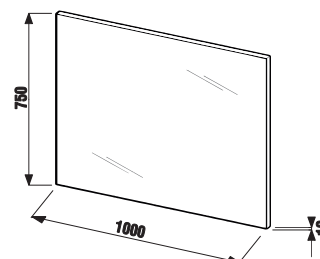


mirror on board Cube



NEW




Article number	Description	Body colour	
			
		white	dark oak
4.5555.6.039.304.1	mirror on board 75 × 100 cm	x	
4.5555.6.039.316.1	mirror on board 75 × 100 cm		x
4.5555.7.039.304.1	mirror on board 75 × 120 cm	x	
4.5555.7.039.316.1	mirror on board 75 × 120 cm		x

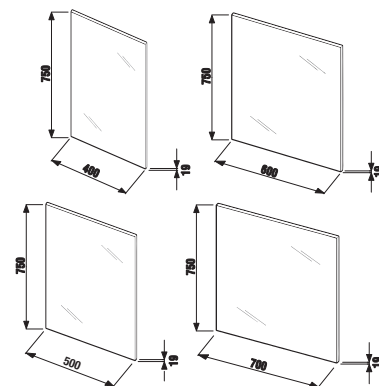


mirrors

mirror on board Lyra 75x40, 50, 60 and 70



Article number	Description	Body colour		
				
		white	cherry	dark oak
4.5318.1.038.304.1	mirror on board 75 × 40 cm	x		
4.5318.1.038.316.1	mirror on board 75 × 40 cm			x
4.5318.1.038.318.1	mirror on board 75 × 40 cm		x	
4.5319.1.038.304.1	mirror on board 75 × 50 cm	x		
4.5319.1.038.316.1	mirror on board 75 × 50 cm			x
4.5319.1.038.318.1	mirror on board 75 × 50 cm		x	
4.5320.1.038.304.1	mirror on board 75 × 60 cm	x		
4.5320.1.038.316.1	mirror on board 75 × 60 cm			x
4.5320.1.038.318.1	mirror on board 75 × 60 cm		x	
4.5321.1.038.304.1	mirror on board 75 × 70 cm	x		
4.5321.1.038.316.1	mirror on board 75 × 70 cm			x
4.5321.1.038.318.1	mirror on board 75 × 70 cm		x	

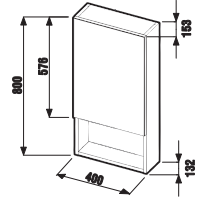


mirrors and lighting

mirror cabinet Lyra 80 × 40 cm



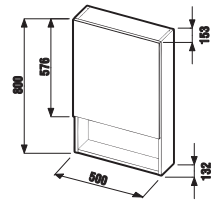
Article number	Description	Body colour		
		white	cherry	dark oak
4.5322.1.038.302.1	mirror cabinet 80 × 40 cm			x
4.5322.1.038.304.1	mirror cabinet 80 × 40 cm	x		
4.5322.1.038.308.1	mirror cabinet 80 × 40 cm		x	



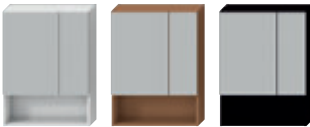
mirror cabinet Lyra 80 × 50 cm



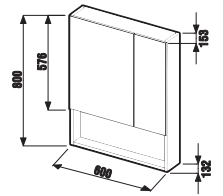
Article number	Description	Body colour		
		white	cherry	dark oak
4.5323.1.038.302.1	mirror cabinet 80 × 50 cm			x
4.5323.1.038.304.1	mirror cabinet 80 × 50 cm	x		
4.5323.1.038.308.1	mirror cabinet 80 × 50 cm		x	



mirror cabinet Lyra 80 × 60 cm



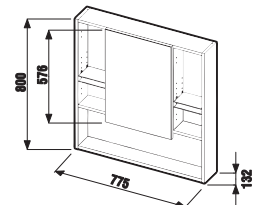
Article number	Description	Body colour		
		white	cherry	dark oak
4.5324.1.038.302.1	mirror cabinet 80 × 60 cm			x
4.5324.1.038.304.1	mirror cabinet 80 × 60 cm	x		
4.5324.1.038.308.1	mirror cabinet 80 × 60 cm		x	




mirror cabinet Lyra 80 × 77,5 cm



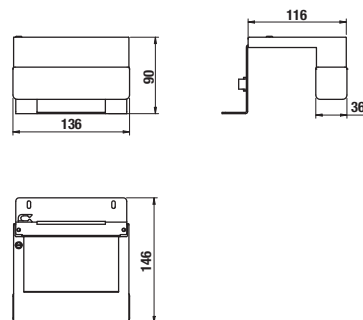
Article number	Description	Body colour		
		white	cherry	dark oak
4.5325.1.038.302.1	mirror cabinet 80 × 77,5 cm			x
4.5325.1.038.304.1	mirror cabinet 80 × 77,5 cm	x		
4.5325.1.038.308.1	mirror cabinet 80 × 77,5 cm		x	



Moonbox lighting



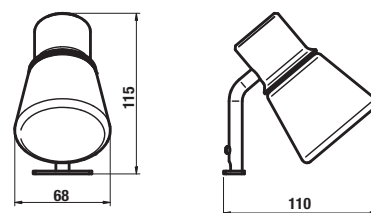
Article number	Description
4.9430.3.176.000.1	Moonbox lighting IP44, 2x G9, max. 33 W



Sunrise lighting



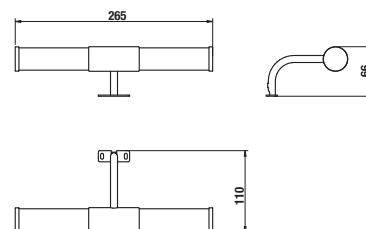
Article number	Description
4.9430.2.039.000.1	double Sunrise lighting for Lyra, IP 44, 2x G9, max. 33 W



Horizon lighting



Article number	Description
4.9430.1.039.000.1	halogen Horizon lighting, IP44, 2x G9, max. 33 W



BATHROOM ACCESSORIES



bathroom accessories

Accessories are an integral part of any bathroom. Define specific features to choose the best products for you. Are you going to opt for Design series accessories with their square detailings, or rather Heritage accessories with their round element?



bathroom accessories



Benefits

- product design by Spanish designers
- two manufacturing plants on the area of 30,000 m², more than 1 million products made in 2013
- made of high-quality metallic material – brass, stainless steel and zamac
- quality chrome plating according to EN 248 standard
- soap dispensers, cups, toilet brush holders, shelves made of moulded and float glass
- products are load-tested as follows:
 - soap dispensers, toilet paper holders, WC sets, hooks – 5 kg/24hrs
 - glass shelves, towel and bath towel rails – 10 kg/24hrs
- **10-year** warranty



10 years – bathroom accessories.

bathroom accessories

bathroom accessories **CUBITO**



For product assortment please see Cubito chapter.

bathroom accessories **MIO**



For product assortment please see Mio chapter.

bathroom accessories **PURE**



For product assortment please see Pure chapter.

bathroom accessories **DESIGN**



bathroom accessories **HERITAGE**



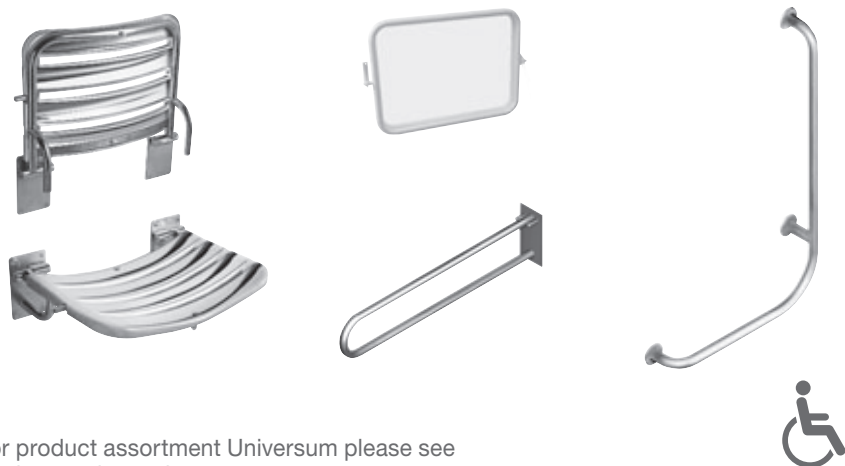
bathroom accessories **BASIC**



bathroom accessories **GENERIC**



bathroom accessories **UNIVERSUM** for barrier-free bathrooms

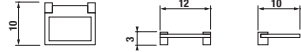


For product assortment Universum please see Design products chapter.

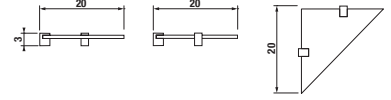
bathroom accessories / DESIGN



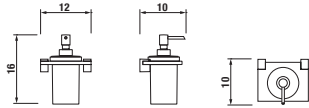
Article number Description
3.833C.1.004.000.1 glass soap dish wall model, complete, 11 cm, chrome



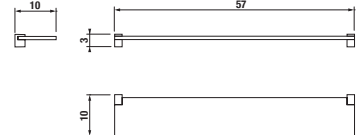
Article number Description
3.853C.4.004.000.1 corner glass shelf, including handles, chrome



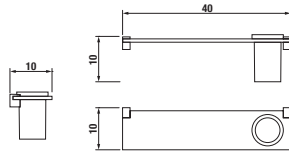
Article number Description
3.833C.2.004.100.1 glass lotion dispenser wall model, complete, chrome, volume 203 ml, chrome



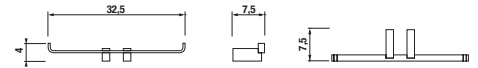
Article number Description
3.853C.2.004.000.1 glass shelf 57 cm, including handles, chrome



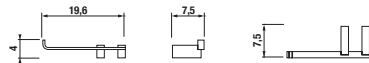
Article number Description
3.853C.1.004.020.1 glass shelf, 40 cm, chrome



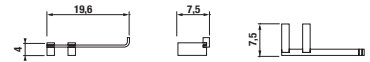
Article number Description
3.843C.2.004.130.1 double paper holder, 32.5 cm, chrome



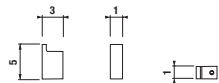
Article number Description
3.843C.2.004.120.1 left paper holder, 19.6 cm, chrome




Article number Description
3.843C.2.004.110.1 right paper holder, 19.6 cm, chrome



Article number Description
3.813C.3.004.000.1 hanger, 5 cm high, chrome



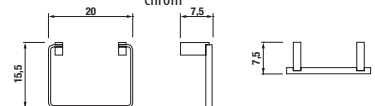
Article number Description
3.813C.2.004.000.1 towel bar, 60 cm, chrome



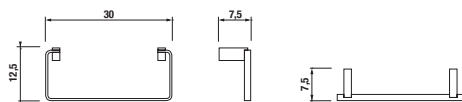
Article number Description
3.813C.1.004.000.1 towel bar, 40 cm, chrome



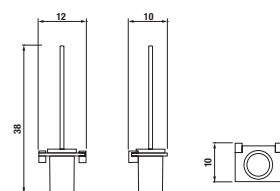
Article number Description
3.813C.4.004.400.1 towel ring 20 x 15.5 cm, chrom



Article number Description
3.813C.4.004.000.1 towel ring 30 x 12.5 cm, chrom



Article number Description
3.843C.1.004.000.1 glass toilet brush set, wall model, complete, 38 cm high, chrome

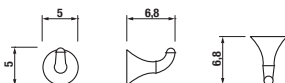


Spare parts can be found at www.jika.eu, section FOR PROFESSIONALS.

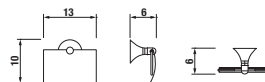




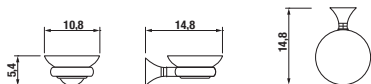
Article number Description
3.813H.3.004.000.1 hook, chrome-plated



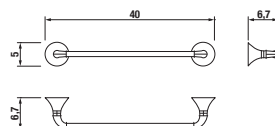
Article number Description
3.843H.2.004.000.1 paper holder with cover, chrome



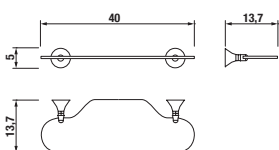
Article number Description
3.833H.3.004.000.1 glass soap dish wall model, complete, chrome




Article number Description
3.813H.1.004.000.1 towel rack 40 cm, chrome



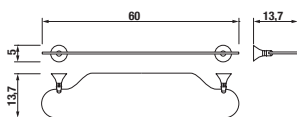
Article number Description
3.853H.1.004.000.1 glass shelf 40 cm, chrome



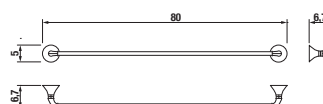
Article number Description
3.813H.2.004.000.1 towel rack 60 cm, chrome



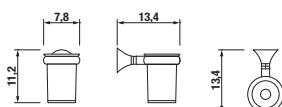
Article number Description
3.853H.2.004.000.1 glass shelf 60 cm, chrome



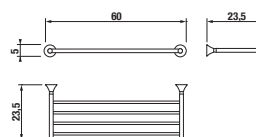
Article number Description
3.813H.2.004.500.1 towel rack 80 cm, chrome



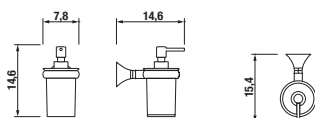
Article number Description
3.823H.1.004.000.1 glass tumbler holder, wall model, complete, chrome



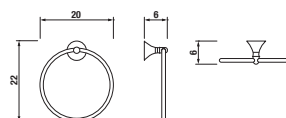
Article number Description
3.813H.6.004.000.1 bath towel rack, chrome



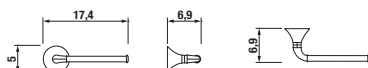
Article number Description
3.833H.2.004.100.1 glass lotion dispenser wall model, complete, chrome



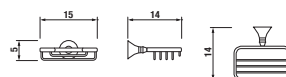
Article number Description
3.813H.4.004.000.1 towel ring 20 cm, chrome



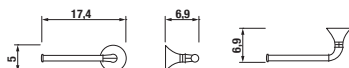
Article number Description
3.843H.2.004.110.1 paper holder without cover, right, chrome



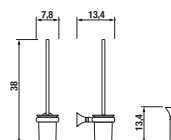
Article number Description
3.853H.3.004.000.1 grated container, chrome



Article number Description
3.843H.2.004.120.1 paper holder without cover, left, chrome



Article number Description
3.843H.1.004.000.1 toilet brush, chrome



bathroom accessories



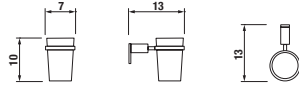
Spare parts can be found at www.jika.eu, section **FOR PROFESSIONALS**.



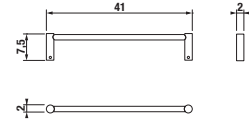
bathroom accessories / **BASIC**



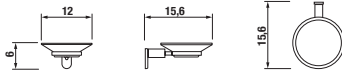
Article number	Description
3.823A.1.004.000.1	glass tumbler holder, wall model, complete, chrome



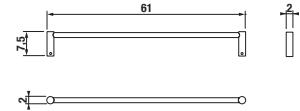
Article number	Description
3.813A.1.004.000.1	towel rack 40 cm, chrome



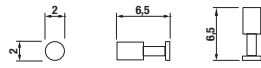
Article number	Description
3.833A.1.004.000.1	glass soap dish wall model, complete, chrome



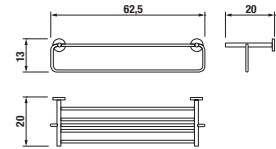
Article number	Description
3.813A.2.004.000.1	towel rack 60 cm, chrome



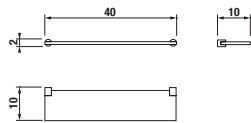
Article number	Description
3.813A.3.004.000.1	hook, chrome-plated



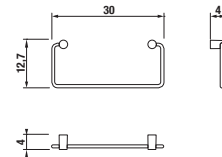
Article number	Description
3.813A.6.004.000.1	bath towel rack with towel bar, chrome



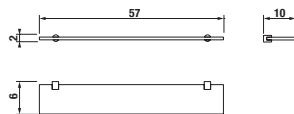
Article number	Description
3.853A.1.004.000.1	glass shelf 40 cm, chrome



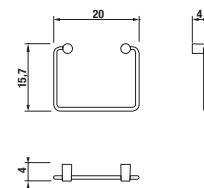
Article number	Description
3.813A.4.004.000.1	towel ring 30 cm, chrome



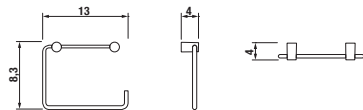
Article number	Description
3.853A.2.004.000.1	glass shelf 60 cm, chrome



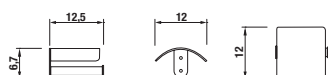
Article number	Description
3.813A.4.004.400.1	towel ring 20 cm, chrome



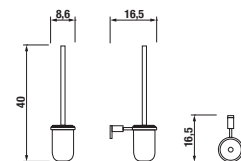
Article number	Description
3.843A.2.004.100.1	paper holder without cover, chrome



Article number	Description
3.843A.2.004.000.1	paper holder with cover, chrome



Article number	Description
3.843A.1.004.000.1	toilet brush set, chrome

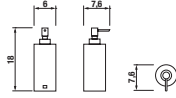


Spare parts can be found at www.jika.eu, section **FOR PROFESSIONALS**.

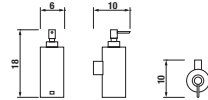




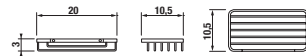
Article number Description
3.833D.2.004.200.1 countertop soap dispenser, volume 192 ml, chrome



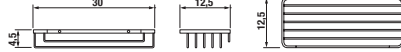
Article number Description
3.833D.2.004.100.1 wall soap dispenser, volume 192 ml, high 18 cm, chrome



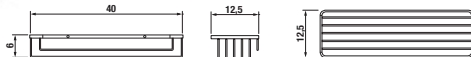
Article number Description
3.853D.3.004.100.1 grated container 20 cm, chrome



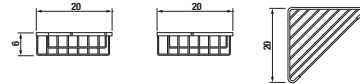
Article number Description
3.853D.3.004.200.1 grated container 30 cm, chrome



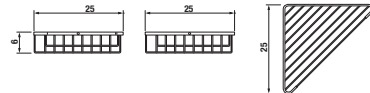
Article number Description
3.853D.3.004.300.1 grated container, 40 cm, chrome



Article number Description
3.853D.3.004.130.1 corner grated container 20 x 20 cm, chrome



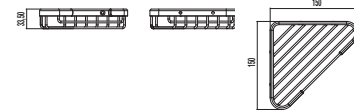
Article number Description
3.853D.3.004.230.1 corner grated container, 25 x 25 cm, chrome



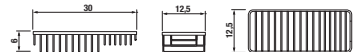
NEW



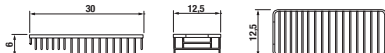
Article number Description
3.853D.3.004.030.1 corner grated container, 150 x 150 x 33,5 mm, chrome



Article number Description
3.853D.3.004.400.1 right grated container 30 cm, chrome

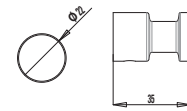


Article number Description
3.853D.3.004.500.1 grated container, left, 30 cm, chrome



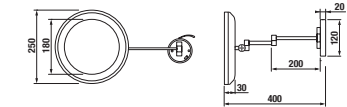
NEW

Article number Description
3.813D.3.004.000.1 hand towel hook

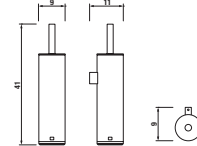


NEW

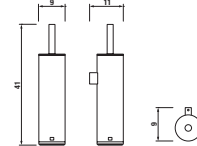
Article number Description
3.863D.1.004.000.1 make-up mirror, Ø 25 cm, 7x magnification, LED backlight, integrated switch, **mains power supply, 6V transformer with a plug**, 180 cm cable, wall-mounted



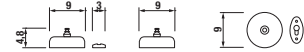
Article number Description
3.843D.1.004.000.1 wall toilet brush, 41 cm high, chrome



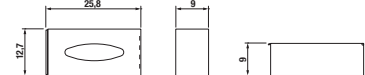
Article number Description
3.843D.0.004.000.1 floor toilet brush, high 41 cm, chrome



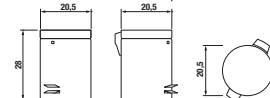
Article number Description
3.893D.5.004.000.1 extensible clothesline, length 20 cm, chrome



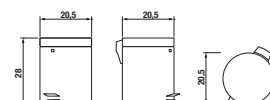
Article number Description
3.863D.2.004.000.1 Kleenex tissues, 25,5 x 12,5 x 9 cm, polished stainless steel



Article number Description
3.893D.3.004.200.1 trash basket, polished stainless steel, volume 5 l



Article number Description
3.893D.3.004.300.1 trash basket, matte stainless steel, volume 5 l



Spare parts can be found at www.jika.eu, section **FOR PROFESSIONALS**.



LYRA plus



bathroom series / **LYRA PLUS**

Lyra bathroom series has played the role of a permanent star among our bathrooms since 1983. For 32 years Lyra has presented smart technical solutions, striving for maximum user comfort - and it has certainly been successful in this.





MAGIC FIX





Perfect and efficient deep flushing

LYRA plus floor-standing WC newly features a deep-flush system. Technically speaking, it means that its siphon features a deeper stench trap. It offers the benefit of more comfortable WC use with bad smells reduced. WCs are available with either vertical or horizontal outlet.

WCs can be combined with LYRA plus seats designed for combined WCs, made either from thermoplastic or duroplast. TIGO seat is also recommended.

LYRA plus

We recommend Jika concealed modules for Jika ceramics ware. For our offer of concealed modules and flushing push-buttons please see Concealed modules chapter.



ceramic products



furniture

LYRA PLUS



LYRA



LYRA PACK



For our offer of concealed modules please see the chapter Concealed Modules

bathtubs



shower enclosures



Lyra symmetrical bathtub can be combined with Cubito screens. For our offer of Cubito screens please see the chapter Cubito.

A complete range of shower trays is available in Bathtubs and shower trays section.

faucets

LYRA PLUS

LYRA



recommended accessories

BASIC

GENERIC



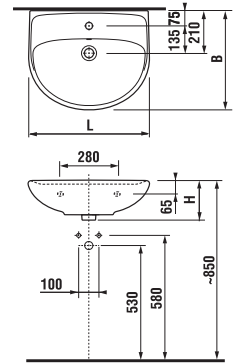
Basic and Generic series bathroom accessories can be found in the Bathroom Accessories section.

washbasins 50, 55, 60 and 65 cm



Article number	Description	yyy: 104 109	
8.1438.1.000.yyy.1	washbasin 50 cm	x	x
8.1438.2.000.yyy.1	washbasin 55 cm	x	x
8.1438.3.000.yyy.1	washbasin 60 cm	x	x
8.1438.4.000.yyy.1	washbasin 65 cm	x	x

Optional:
 8.9034.9.000.000.1 installation kit for washbasins
 8.9424.9.000.000.1 siphon, chromed ABS, height-adjustable from 175 to 270 mm, high of water seal 75 mm, flow-rate capacity of 45 l, with decorative rings (can also be used without decorative rings).



washbasins 50, 55, 60 and 65 cm with siphon cover

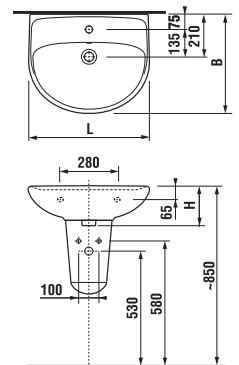


MAGIC FIX

Article number	Description	yyy: 104 109	
8.1438.1.000.yyy.1	washbasin 50 cm	x	x
8.1438.2.000.yyy.1	washbasin 55 cm	x	x
8.1438.3.000.yyy.1	washbasin 60 cm	x	x
8.1438.4.000.yyy.1	washbasin 65 cm	x	x

8.1939.1.000.000.1 siphon cover with installation kit (art. no.: 8.9001.3.000.000.1) only for washbasins 50, 55, 60, 65 cm

Optional:
 8.9034.9.000.000.1 installation kit for washbasins
 8.9424.9.000.000.1 siphon, chromed ABS, height-adjustable from 175 to 270 mm, high of water seal 75 mm, flow-rate capacity of 45 l, with decorative rings (can also be used without decorative rings).



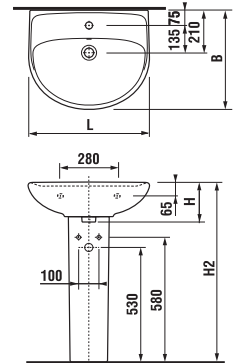
washbasins 50, 55, 60 and 65 cm with pedestal



Article number	Description	yyy: 104 109	
8.1438.1.000.yyy.1	washbasin 50 cm	x	x
8.1438.2.000.yyy.1	washbasin 55 cm	x	x
8.1438.3.000.yyy.1	washbasin 60 cm	x	x
8.1438.4.000.yyy.1	washbasin 65 cm	x	x

8.1995.0.000.020.1 pedestal only for washbasins 50, 55, 60, 65 cm

Optional:
 8.9034.9.000.000.1 installation kit for washbasins
 8.9424.9.000.000.1 siphon, chromed ABS, height-adjustable from 175 to 270 mm, high of water seal 75 mm, flow-rate capacity of 45 l, with decorative rings (can also be used without decorative rings).

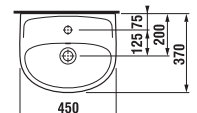
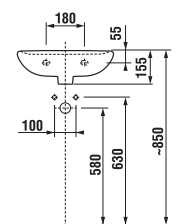


	L	B	H
8.1438.1	500	410	185
8.1438.2	550	450	195
8.1438.3	600	490	195
8.1438.4	650	520	195

small washbasin 45 cm



Article number	Description	yyy: 104 109	
8.1538.2.000.yyy.1	small washbasin 45 cm	x	x



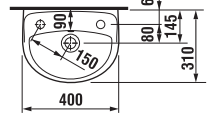
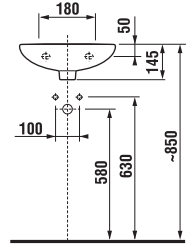
small washbasin 40 cm



Article number	Description	yyy: 105	106	109
8.1538.1.000.yyy.1	small washbasin 40 cm	x	x	x

Optional:

8.9034.9.000.000.1	installation kit for washbasins
8.9424.9.000.000.1	siphon, chromed ABS, height-adjustable from 175 to 270 mm, high of water seal 75 mm, flow-rate capacity of 45 l, with decorative rings (can also be used without decorative rings).



countertop washbasin 50, 55, 60 and 65 cm

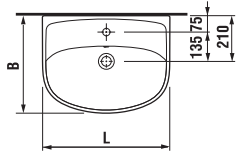
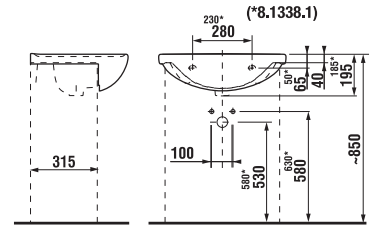


Article number	Description	yyy: 104	109
8.1338.1.000.yyy.1	washbasin 50 cm	x	x
8.1338.2.000.yyy.1	washbasin 55 cm	x	x
8.1338.3.000.yyy.1	washbasin 60 cm	x	x
8.1338.4.000.yyy.1	washbasin 65 cm	x	x

Optional:

8.9034.9.000.000.1	installation kit for washbasins
--------------------	---------------------------------

	L	B
50 cm	500	420
55 cm	550	450
60 cm	600	460
65 cm	650	480



countertop washbasin 70 and 80 cm



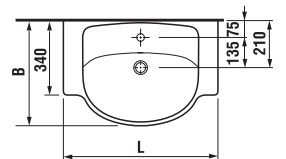
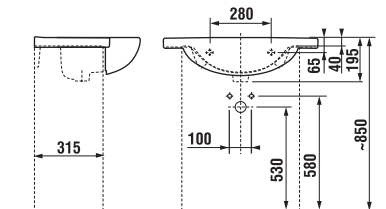
Article number	Description	yyy: 104	109
8.1338.5.000.yyy.1	washbasin 70 cm	x	x
8.1338.7.000.yyy.1	washbasin 80 cm*	x	x

* smoothing compound is included in the package

Optional:

8.9034.9.000.000.1	installation kit for washbasins
--------------------	---------------------------------

	L	B
70 cm	700	480
80 cm	800	480



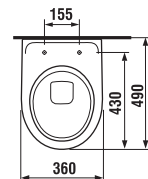
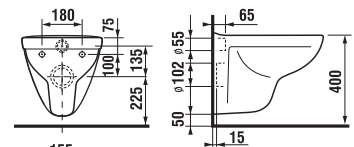
compact wallhung WC



Article number	Description
8.2338.2.000.000.1	wallhung WC Lyra plus Compact, washdown, length of only 49 cm!!!

Optional:

8.9338.4.300.063.1	seat and cover, antibacterial duroplast, steel hinges – for wallhung WC Lyra plus
8.9338.5.300.000.1	seat and cover, antibacterial duroplast, Slowclose lowering mechanism, plastic hinges – for wallhung WCs Lyra plus
8.9338.7.000.000.1	seat and cover, thermoplastic, plastic hinges – for wallhung WC Lyra plus

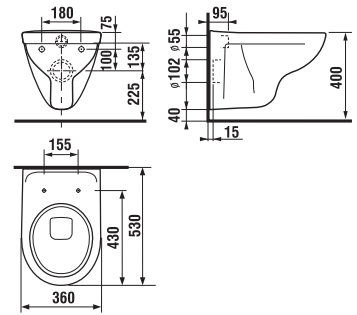


Spare parts can be found on page 321.

wallhung WC



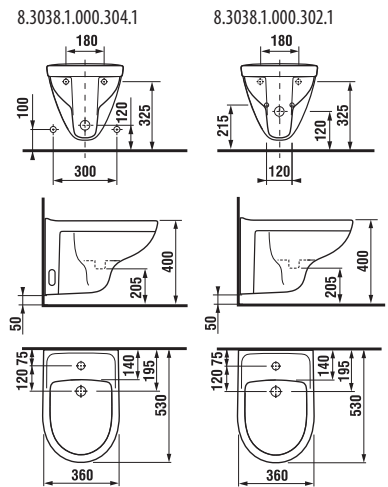
Article number	Description
8.2338.0.000.000.1	wallhung WC Lyra plus, washdown flushing
Optional:	
8.9338.4.300.063.1	seat and cover, antibacterial duroplast, steel hinges – for wallhung WC Lyra plus
8.9338.5.300.000.1	seat and cover, antibacterial duroplast, Slowclose lowering mechanism, plastic hinges – for wallhung WCs Lyra plus
8.9338.7.000.000.1	seat and cover, thermoplastic, plastic hinges – for wallhung WC Lyra plus



wallhung bidet



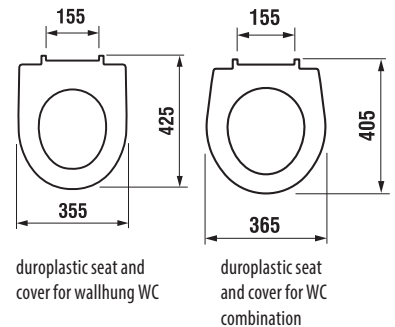
Article number	Description
8.3038.1.000.304.1	wallhung bidet with holes
8.3038.1.000.302.1	wallhung bidet, without side holes for water inlet
Optional:	
8.9034.9.000.890.1	installation kit with white covers
8.9034.9.000.891.1	installation kit with chrome-plated covers



seat and cover, duroplastic



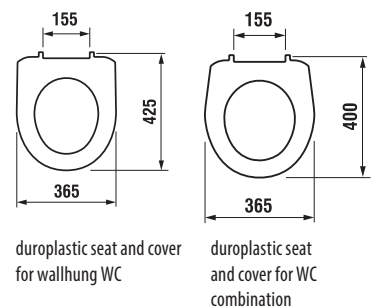
Article number	Description
8.9338.4.300.063.1	seat and cover, antibacterial duroplast, steel hinges – for wallhung WC Lyra plus
8.9338.5.300.000.1	seat and cover, antibacterial duroplast, Slowclose lowering mechanism, plastic hinges – for wallhung WCs Lyra plus
8.9338.0.300.063.1	seat and cover, antibacterial duroplast, steel hinges – for WC combinations Lyra plus
8.9338.1.300.000.1	seat and cover, antibacterial duroplast, Slowclose lowering mechanism, plastic hinges – for WC combinations Lyra plus



seat and cover, thermoplastic



Article number	Description
8.9338.7.000.000.1	seat and cover, thermoplastic, plastic hinges – for wallhung WCs Lyra plus
8.9338.3.000.000.1	seat and cover, thermoplast, plastic hinges – for WC combinations Lyra plus



floorstanding WC with horizontal outlet

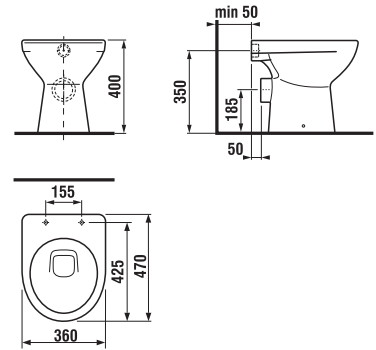


NEW

Article number	Description	Outlet
8.2138.6.000.000.1	floorstanding WC, washdown flushing, horizontal outlet (including installation kit)	→ x

Optional:

8.9338.4.300.063.1	seat and cover, antibacterial duroplast, steel hinges – for wallhung WC Lyra plus
8.9338.5.300.000.1	seat and cover, antibacterial duroplast, Slowclose lowering mechanism, plastic hinges – for wallhung WCs Lyra plus
8.9338.7.000.000.1	seat and cover, thermoplastic, plastic hinges – for wallhung WC Lyra plus



floorstanding WC with vertical outlet

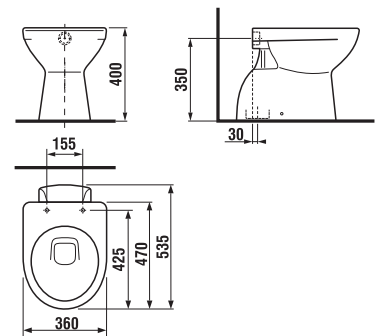


NEW

Article number	Description	Outlet
8.2138.7.000.000.1	floorstanding WC, washdown flushing, vertical outlet (including installation kit)	↓ x

Optional:

8.9338.4.300.063.1	seat and cover, antibacterial duroplast, steel hinges – for wallhung WC Lyra plus
8.9338.5.300.000.1	seat and cover, antibacterial duroplast, Slowclose lowering mechanism, plastic hinges – for wallhung WCs Lyra plus
8.9338.7.000.000.1	seat and cover, thermoplastic, plastic hinges – for wallhung WC Lyra plus

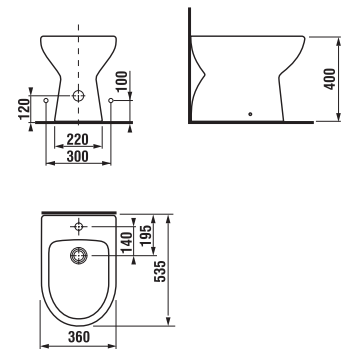


floorstanding bidet



NEW

Article number	Description	304
8.3238.0.000.304.1	floorstanding bidet (including installation kit)	x



free standing WC with horizontal outlet

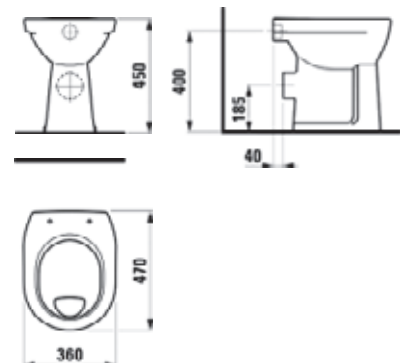


NEW

Article number	Description	Outlet
8.2538.6.000.000.1	free standing WC, wash-out flushing, horizontal outlet, open water rim	→ x

Optional:

8.9295.1.000.000.1	duroplast seat and cover, steel hinges
--------------------	--



We recommend Jika concealed modules for Jika ceramics ware.

For our offer of concealed modules and flushing push buttons please see the chapter Concealed Modules.



Spare parts can be found on page 321.

free standing WC with vertical outlet

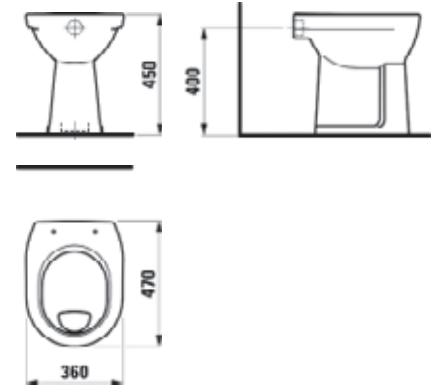


NEW


Article number	Description	Outlet
8.2538.7.000.000.1	free standing WC, wash-out flushing, vertical outlet, open water rim	↓ x

Optional:

8.9295.1.000.000.1	duroplast seat and cover, steel hinges
--------------------	--



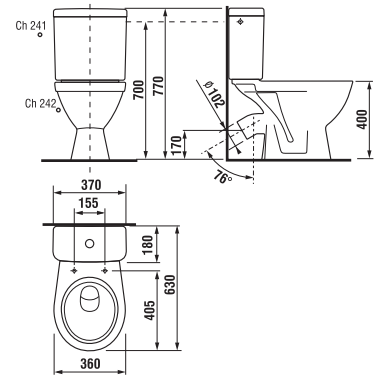
WC combination with oblique outlet




Article number	Description	Water inlet	Flushing mechanism included	Outlet
8.2638.4.000.241.3	WC combination	x	x	x
8.2638.4.000.242.3	WC combination	x	x	x

Optional:

8.9299.9.000.000.1	installation kit for WC
8.9338.0.300.063.1	seat and cover, antibacterial duroplast, steel hinges – for WC combinations Lyra plus
8.9338.1.300.000.1	seat and cover, antibacterial duroplast, SLOWCLOSE lowering mechanism, plastic hinges – for WC combinations Lyra plus
8.9338.3.000.000.1	seat and cover, thermoplast, plastic hinges – for WC combinations Lyra plus



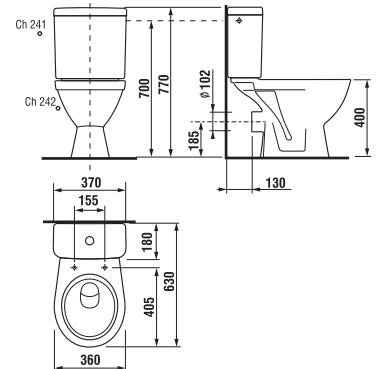
WC combination with horizontal outlet




Article number	Description	Water inlet	Flushing mechanism included	Outlet
8.2638.6.000.241.3	WC combination	x	x	x
8.2638.6.000.242.3	WC combination	x	x	x

Optional:

8.9299.9.000.000.1	installation kit for WC
8.9338.0.300.063.1	seat and cover, antibacterial duroplast, steel hinges – for WC combinations Lyra plus
8.9338.1.300.000.1	seat and cover, antibacterial duroplast, SLOWCLOSE lowering mechanism, plastic hinges – for WC combinations Lyra plus
8.9338.3.000.000.1	seat and cover, thermoplast, plastic hinges – for WC combinations Lyra plus



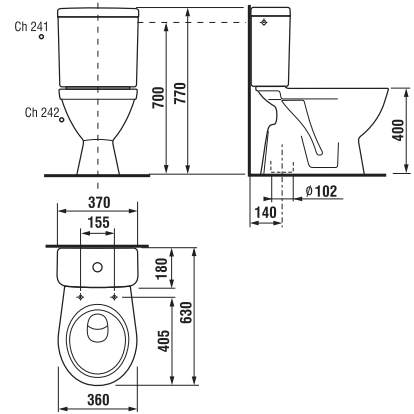
WC combination with vertical outlet



Article number	Description	Water inlet	Flushing mechanism included	Outlet
8.2638.7.000.241.3	WC combination	x	x	x
8.2638.7.000.242.3	WC combination		x	x

Optional:

8.9299.9.000.000.1	installation kit for WC
8.9338.0.300.063.1	seat and cover, antibacterial duroplast, steel hinges – for WC combinations Lyra plus
8.9338.1.300.000.1	seat and cover, antibacterial duroplast, SLOWCLOSE lowering mechanism, plastic hinges – for WC combinations Lyra plus
8.9338.3.000.000.1	seat and cover, thermoplast, plastic hinges – for WC combinations Lyra plus



spare parts for WC combinations

Article number	Description	Water inlet	Flushing mechanism included	Outlet
8.2438.4.000.000.1	WC pan			x
8.2438.6.000.000.1	WC pan			x
8.2438.7.000.000.1	WC pan			x
8.2838.2.000.000.1	WC cistern	x		
8.2838.2.000.241.1	WC cistern	x	x	
8.2838.3.000.000.1	WC cistern		x	
8.2838.3.000.242.1	WC cistern		x	x
8.9135.3.000.000.1	inlet valve	x		
8.9135.4.000.000.1	inlet valve		x	
8.9136.3.000.000.1	push button D2D			
8.9136.2.000.000.1	outlet valve D2D			
8.2838.4.000.000.1	cover to cistern Lyra plus			

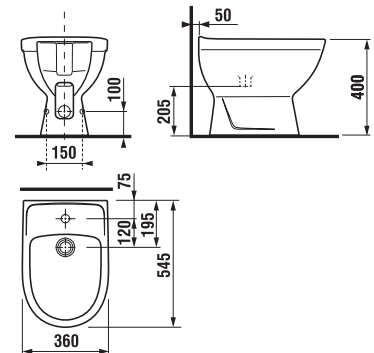
bidet



Article number	Description
8.3238.1.000.304.1	bidet

Optional:

8.9299.9.000.000.1	installation kit for bidet
--------------------	----------------------------



LYRA plus



Spare parts can be found on page 321.

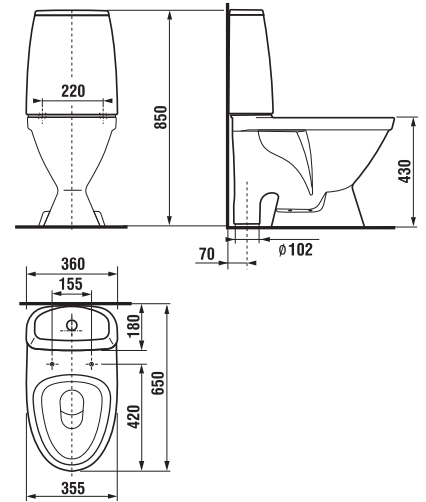
WC combination Lyra plus – Scandia



Article number	Description	Water inlet	Flushing mechanism included	Outlet
8.2628.2.000.286.1	WC combination Lyra plus – Scandia with Dual Flush 3/6 l, height 44 cm	x	x	x
8.2628.2.000.789.1	WC combination Lyra plus – Scandia with Dual Flush 3/5 l, height 44 cm	x	x	x

Optional:

8.9299.9.000.000.1	installation kit for WC			
8.9162.2.300.000.1	duroplast seat and cover Scandia, with antibacterial treatment			



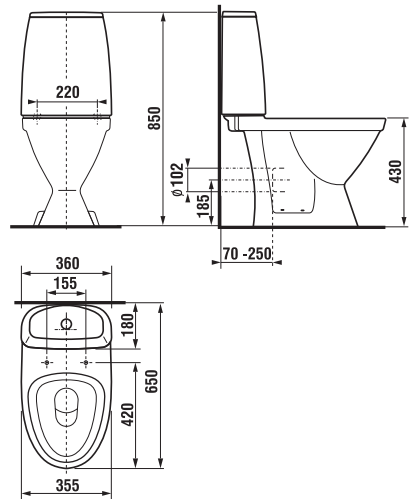
WC combination Lyra plus – Scandia



Article number	Description	Water inlet	Flushing mechanism included	Outlet
8.2628.3.000.286.1	WC combination Lyra plus – Scandia with Dual Flush 3/6 l, height 44 cm	x	x	x
8.2628.3.000.789.1	WC combination Lyra plus – Scandia with Dual Flush 3/5 l, height 44 cm	x	x	x

Optional:

8.9299.9.000.000.1	installation kit for WC			
8.9162.2.300.000.1	duroplast seat and cover Scandia, with antibacterial treatment			



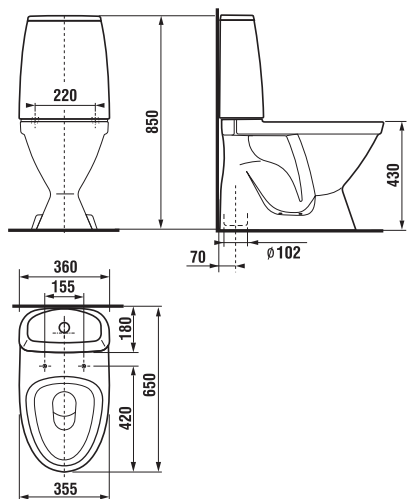
WC combination Lyra plus – Scandia



Article number	Description	Water inlet	Flushing mechanism included	Outlet
8.2628.9.000.286.1	WC combination Lyra plus – Scandia, with Dual Flush 3/6 l, height 44 cm	x	x	x
8.2628.9.000.789.1	WC combination Lyra plus – Scandia with Dual Flush 3/5 l, height 44 cm		x	x
8.2628.3.000.286.1	WC combination Lyra plus – Scandia, with Dual Flush 3/6 l, height 44 cm, adjustable	x	x	x

Optional:

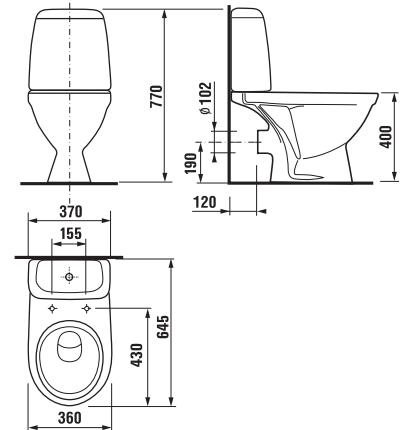
8.9299.9.000.000.1	installation kit for WC			
8.9162.2.300.000.1	duroplast seat and cover Scandia, with antibacterial treatment			



WC combination Baltic



Article number	Description	Water inlet	Flushing mechanism included	Outlet
8.2428.6.000.242.1	WC combination Baltic	x	x	x
Optional:				
8.9327.4.000.000.1	duroplast seat and cover Zeta, plastic hinges			
8.9328.1.300.063.1	duroplast seat and cover Baltic, with antibacterial treatment			
8.9327.1.000.000.1	thermoplast seat and cover ZETA			
8.9299.9.000.000.1	installation kit for WC			



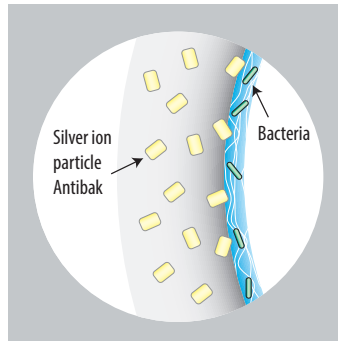
spare parts for WC combinations

Article number	Description	Water inlet	Flushing mechanism included	Outlet
8.2438.4.000.000.1	WC pan			x
8.2438.6.000.000.1	WC pan			x
8.2438.7.000.000.1	WC pan			x
8.2828.3.xxx.000.1	WC cistern Baltic	x		
8.2828.3.xxx.242.1	WC cistern Baltic	x	x	
8.2938.5.000.000.1	WC cistern			
8.2938.5.000.286.1	WC cistern (Dual FLush Geberit)		x	
8.2938.5.000.789.1	WC cistern (Dual FLush Oliveira)		x	
8.9344.0.000.000.1	push button Twico II			
8.9345.3.000.000.1	Dual Flush Twico II			
8.9417.0.000.000.1	gasket			
8.9127.2.000.000.1	M8x100 Baltic, 1 pc			
8.9128.5.000.000.1	Oli Dual flushing mechanism 5/31			
8.2938.4.000.000.1	cover to cistern 8.2938.5			

LYRA_{plus}



ANTIBAK
Glazed inner ring and water closets drain which prevents dirt from being trapped.



ANTIBAK WC DOSKY
The material used in these seats contains a component with anti-bacterial and antifungal effect.



WARRANTY
10 years – ceramic products and bathroom accessories.



Lyra plus vanity unit is an ideal solution for small bathrooms where space saving is important. In addition, this furniture provides excellent moisture resistance - cabinet body is protected by white or walnut ABS sheet and bonded by the most durable PUR adhesive; thoroughly varnished doors employ ingenious cut-outs instead of traditional handles; quality hinges are tested for 30,000 cycles. And it is also important that these generous bathroom products of a world-known brand are available for very attractive prices!



30 000 CYCLES
the highest quality of the door fitting,
tested 30 000 open/close cycles.



WATERPROOF + ABS
ABS edges glued by PUR glue = maximum
level of the water resistance and adhesion.



Drop-down laundry basket is a practical accessory in every bathroom.



Sophisticated cut-outs in cabinet doors make opening very easy.




The chromed wire rack is ideal to store clean towels or little baskets with all the essential accessories.



The mirror cabinet offers an ideal combination of private space in the + interior and open shelves.



Special design of the cabinet opening mechanism. The cut-out matches the shape of ceramics; no clamps are needed.

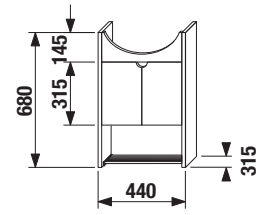


Door hinges are fitted with a damping device for slow and quiet closing.

vanity unit under washbasin



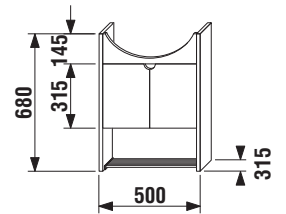
Article number	Description	Front colour		Body colour	
		white glossy	walnut	white	white
4.5280.1.038.546.1	vanity unit for washbasin Lyra plus 50 cm, art. no. 8.1338.1	x			x
4.5280.1.038.547.1	vanity unit for washbasin Lyra plus 50 cm, art. no. 8.1338.1	x	x		



vanity unit under washbasin



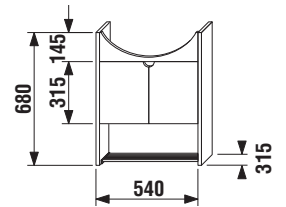
Article number	Description	Front colour		Body colour	
		white glossy	walnut	white	white
4.5281.1.038.546.1	vanity unit for washbasin Lyra plus 55 cm, art. no. 8.1338.2	x			x
4.5281.1.038.547.1	vanity unit for washbasin Lyra plus 55 cm, art. no. 8.1338.2	x	x		



vanity unit under washbasin



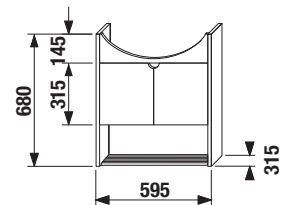
Article number	Description	Front colour		Body colour	
		white glossy	walnut	white	white
4.5282.1.038.546.1	vanity unit for washbasin Lyra plus 60 cm, art. no. 8.1338.3	x			x
4.5282.1.038.547.1	vanity unit for washbasin Lyra plus 60 cm, art. no. 8.1338.3	x	x		



vanity unit under washbasin



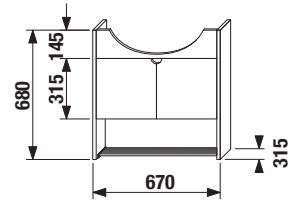
Article number	Description	Front colour		Body colour	
		white glossy	walnut	white	white
4.5283.1.038.546.1	vanity unit for washbasin Lyra plus 65 cm, art. no. 8.1338.4	x			x
4.5283.1.038.547.1	vanity unit for washbasin Lyra plus 65 cm, art. no. 8.1338.4	x	x		



vanity unit under washbasin



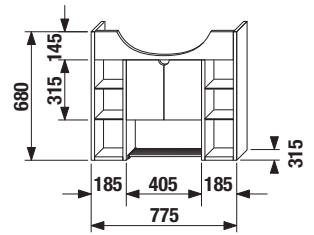
Article number	Description	Front colour			Body colour		
		white glossy	walnut	white	white glossy	walnut	white
4.5284.1.038.546.1	vanity unit for washbasin Lyra plus 70 cm, art. no. 8.1338.5	x			x		
4.5284.1.038.547.1	vanity unit for washbasin Lyra plus 70 cm, art. no. 8.1338.5	x	x				




vanity unit under washbasin



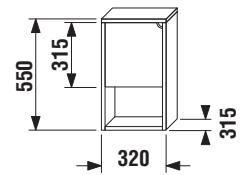
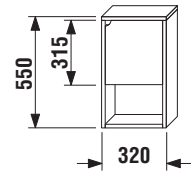
Article number	Description	Front colour			Body colour		
		white glossy	walnut	white	white glossy	walnut	white
4.5285.1.038.546.1	vanity unit for washbasin Lyra plus 80 cm, art. no. 8.1338.7	x			x		
4.5285.1.038.547.1	vanity unit for washbasin Lyra plus 80 cm, art. no. 8.1338.7	x	x				



small cabinet



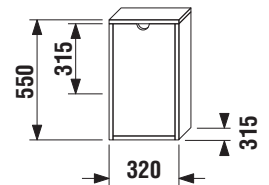
Article number	Description	Front colour			Body colour		
		white glossy	walnut	white	white glossy	walnut	white
4.5286.1.038.546.1	small cabinet, left	x			x		
4.5286.1.038.547.1	small cabinet, left	x	x				
4.5286.2.038.546.1	small cabinet, right	x			x		
4.5286.2.038.547.1	small cabinet, right	x	x				



small cabinet with laundry basket




Article number	Description	Front colour			Body colour		
		white glossy	walnut	white	white glossy	walnut	white
4.5286.3.038.546.1	small cabinet with laundry basket	x			x		
4.5286.3.038.547.1	small cabinet with laundry basket	x	x				



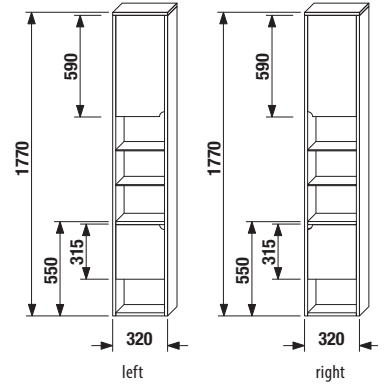
Spare parts can be found on page 322.

tall cabinet



left right

Article number	Description	Front colour			Body colour		
		white glossy	walnut	white	white glossy	walnut	white
4.5287.1.038.546.1	tall cabinet including shelves, left	x			x		
4.5287.1.038.547.1	tall cabinet including shelves, left	x	x				
4.5287.2.038.546.1	tall cabinet including shelves, right	x			x		
4.5287.2.038.547.1	tall cabinet including shelves, right	x	x				

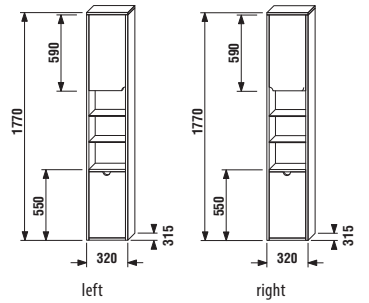


tall cabinet with laundry basket



left right

Article number	Description	Front colour			Body colour		
		white glossy	walnut	white	white glossy	walnut	white
4.5287.3.038.546.1	tall cabinet with laundry basket including shelves, left	x			x		
4.5287.3.038.547.1	tall cabinet with laundry basket including shelves, left	x	x				
4.5287.4.038.546.1	tall cabinet with laundry basket including shelves, right	x			x		
4.5287.4.038.547.1	tall cabinet with laundry basket including shelves, right	x	x				

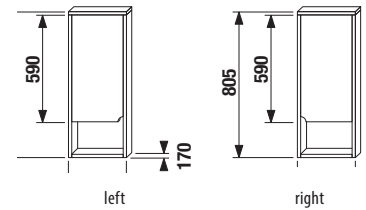


wall cabinets



left right

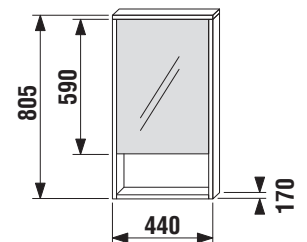
Article number	Description	Front colour			Body colour		
		white glossy	walnut	white	white glossy	walnut	white
4.5288.1.038.546.1	wall cabinet, left	x			x		
4.5288.1.038.547.1	wall cabinet, left	x	x				
4.5288.2.038.546.1	wall cabinet, right	x			x		
4.5288.2.038.547.1	wall cabinet, right	x	x				



mirror cabinet 44 cm



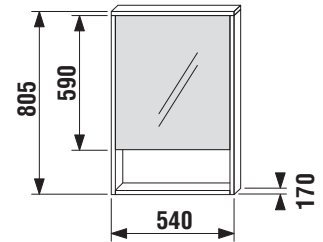
Article number	Description	Body colour	
		walnut	white
4.5291.1.038.546.1	mirror cabinet 44 cm, shelves, left		x
4.5291.1.038.547.1	mirror cabinet 44 cm, shelves, left	x	
4.5291.2.038.546.1	mirror cabinet 44 cm, shelves, right		x
4.5291.2.038.547.1	mirror cabinet 44 cm, shelves, right	x	



mirror cabinet 54 cm



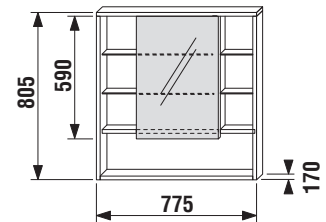
Article number	Description	Body colour	
		walnut	white
4.5292.1.038.546.1	mirror cabinet 54 cm, shelves, left		x
4.5292.1.038.547.1	mirror cabinet 54 cm, shelves, left	x	
4.5292.2.038.546.1	mirror cabinet 54 cm, shelves, right		x
4.5292.2.038.547.1	mirror cabinet 54 cm, shelves, right	x	




mirror cabinet 77 cm



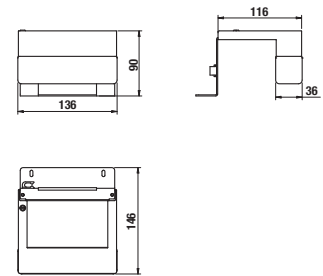
Article number	Description	Body colour	
		walnut	white
4.5293.1.038.546.1	mirror cabinet 77 cm, shelves, right		x
4.5293.1.038.547.1	mirror cabinet 77 cm, shelves, right	x	



Moonbox lighting



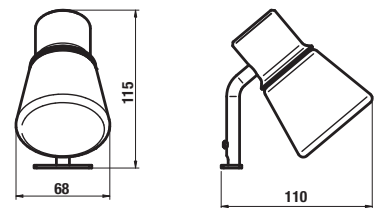
Article number	Description
4.9430.3.176.000.1	Moonbox lighting IP44, 2x G9, max. 33 W



Sunrise lighting



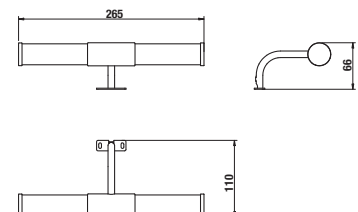
Article number	Description
4.9430.2.039.000.1	double Sunrise lighting for Lyra, IP 44, 2x G9, max. 33 W



Horizon lighting



Article number	Description
4.9430.1.039.000.1	halogen Horizon lighting, IP44, 2x G9, max. 33 W



For our offer of mirror shelves please see the section Lyra below in this chapter.



Spare parts can be found on page 322.



New Lyra furniture suits the comprehensive range of Lyra plus series built-in washbasins. High-gloss white doors can be combined with dark oak, cherry, or clean white cabinet bodies. Recessed door handles represent an attractive and practical detail; their white colour does not interfere with the all-round clean look of vanity units' front-end, which works in a perfect harmony with dark oak body décor.



20 000 CYCLES

The highest quality of the door fitting, tested 20 000 open/close cycles.



WATERPROOF + ABS

ABS edges glued by PUR glue = maximum level of the water resistance and adhesion.



LYRA^{plus}

Today's design trends include attractive combination of traditional high-gloss white colour and wooden décors, either dark oak or cherry. The overall bathroom image is highlighted by buoyantly domed Lyra plus washbasin with practical storage spaces at both sides.



High-gloss white doors can be combined with dark oak, cherry, or clean white cabinet bodies.





Geometrical contours of simple cut-outs represent a sophisticated detailing that replaces traditional handles used for drawers and cabinet doors.



White "colour in colour" cut-outs also create an attractive contrast to cherry décor.



The mirror cabinet can be perfectly placed above a washbasin with rear storage space. It offers an ideal combination of private space in the interior and on open shelves.



Opening and closing is easy thanks to hinges tested for 20,000 cycles. Interior shelves are made of the same material as the cabinet body.

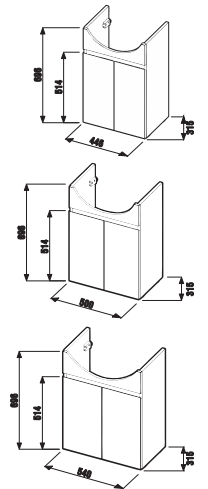






In your bathroom you can utilize every little space for your daily hygiene must-haves. Ideal solutions include drawers of various sizes, offered by some Lyra vanity units.



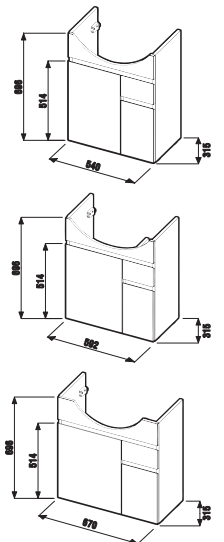
Drawer operation is very easy thanks to runners made by the renowned German manufacturer Hettich.





vanity unit under washbasin 50, 55 and 60 cm



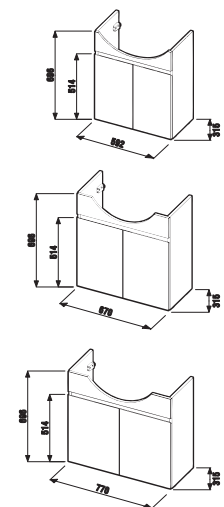
Article number	Description	Front colour		Body colour	
					
		white glossy	white	cherry	dark oak
4.5310.1.038.300.1	vanity unit with 2 doors, for WB 50 cm	x	x		
4.5310.1.038.313.1	vanity unit with 2 doors, for WB 50 cm	x		x	
4.5310.1.038.326.1	vanity unit with 2 doors, for WB 50 cm	x			x
4.5311.1.038.300.1	vanity unit with 2 doors, for WB 55 cm	x	x		
4.5311.1.038.313.1	vanity unit with 2 doors, for WB 55 cm	x		x	
4.5311.1.038.326.1	vanity unit with 2 doors, for WB 55 cm	x			x
4.5312.1.038.300.1	vanity unit with 2 doors, for WB 60 cm	x	x		
4.5312.1.038.313.1	vanity unit with 2 doors, for WB 60 cm	x		x	
4.5312.1.038.326.1	vanity unit with 2 doors, for WB 60 cm	x			x





vanity unit under washbasin 60, 65 and 70 cm



Article number	Description	Front colour		Body colour	
					
		white glossy	white	cherry	dark oak
4.5312.2.038.300.1	vanity unit with 2 doors, 1 drawer, for WB 60 cm	x	x		
4.5312.2.038.313.1	vanity unit with 2 doors, 1 drawer, for WB 60 cm	x		x	
4.5312.2.038.326.1	vanity unit with 2 doors, 1 drawer, for WB 60 cm	x			x
4.5313.2.038.300.1	vanity unit with 2 doors, 1 drawer, for WB 65 cm	x	x		
4.5313.2.038.313.1	vanity unit with 2 doors, 1 drawer, for WB 65 cm	x		x	
4.5313.2.038.326.1	vanity unit with 2 doors, 1 drawer, for WB 65 cm	x			x
4.5314.2.038.300.1	vanity unit with 2 doors, 1 drawer, for WB 70 cm	x	x		
4.5314.2.038.313.1	vanity unit with 2 doors, 1 drawer, for WB 70 cm	x		x	
4.5314.2.038.326.1	vanity unit with 2 doors, 1 drawer, for WB 70 cm	x			x

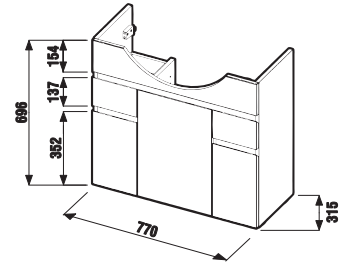
vanity unit under washbasin 65, 70 and 80 cm



Article number	Description	Front colour		Body colour	
					
		white glossy	white	cherry	dark oak
4.5313.1.038.300.1	vanity unit with 2 doors, for WB 65 cm	x	x		
4.5313.1.038.313.1	vanity unit with 2 doors, for WB 65 cm	x		x	
4.5313.1.038.326.1	vanity unit with 2 doors, for WB 65 cm	x			x
4.5314.1.038.300.1	vanity unit with 2 doors, for WB 70 cm	x	x		
4.5314.1.038.313.1	vanity unit with 2 doors, for WB 70 cm	x		x	
4.5314.1.038.326.1	vanity unit with 2 doors, for WB 70 cm	x			x
4.5315.1.038.300.1	vanity unit with 2 doors, for WB 80 cm	x	x		
4.5315.1.038.313.1	vanity unit with 2 doors, for WB 80 cm	x		x	
4.5315.1.038.326.1	vanity unit with 2 doors, for WB 80 cm	x			x

New Lyra furniture collection has been designed to complement the comprehensive Lyra plus ceramics product range.
PLEASE NOTE: Washbasin is not a part of this cabinet - must be ordered separately.

vanity unit under washbasin 80 cm

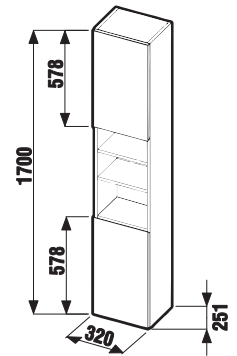


Article number	Description	Front colour		Body colour	
4.5315.2.038.300.1	vanity unit with 3 doors, 2 drawers, for WB 80 cm	x	x		
4.5315.2.038.313.1	vanity unit with 3 doors, 2 drawers, for WB 80 cm	x		x	
4.5315.2.038.326.1	vanity unit with 3 doors, 2 drawers, for WB 80 cm	x			x

tall cabinet



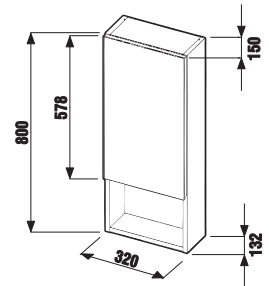
Article number	Description	Front colour		Body colour	
4.5316.1.038.300.1	tall cabinet, 6 shelves, 2 doors, left	x	x		
4.5316.1.038.313.1	tall cabinet, 6 shelves, 2 doors, left	x		x	
4.5316.1.038.326.1	tall cabinet, 6 shelves, 2 doors, left	x			x
4.5316.2.038.300.1	tall cabinet, 6 shelves, 2 doors, right	x	x		
4.5316.2.038.313.1	tall cabinet, 6 shelves, 2 doors, right	x		x	
4.5316.2.038.326.1	tall cabinet, 6 shelves, 2 doors, right	x			x



shallow medium cabinet



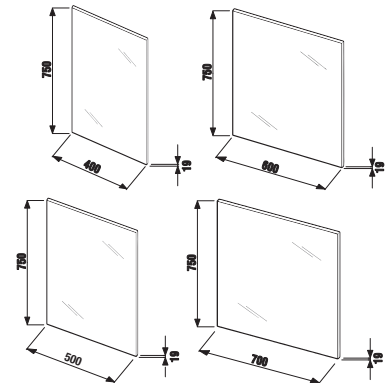
Article number	Description	Front colour		Body colour	
4.5317.1.038.300.1	shallow medium cabinet, 3 shelves, left door	x	x		
4.5317.1.038.313.1	shallow medium cabinet, 3 shelves, left door	x		x	
4.5317.1.038.326.1	shallow medium cabinet, 3 shelves, left door	x			x
4.5317.2.038.300.1	shallow medium cabinet, 3 shelves, right door	x	x		
4.5317.2.038.313.1	shallow medium cabinet, 3 shelves, right door	x		x	
4.5317.2.038.326.1	shallow medium cabinet, 3 shelves, right door	x			x



mirror on a baseboard 75 x 40, 50, 60 and 70



Article number	Description	Baseboard colour		
4.5318.1.038.304.1	mirror on a baseboard, 75 x 40 cm	x		
4.5318.1.038.316.1	mirror on a baseboard, 75 x 40 cm			x
4.5318.1.038.318.1	mirror on a baseboard, 75 x 40 cm		x	
4.5319.1.038.304.1	mirror on a baseboard, 75 x 50 cm	x		
4.5319.1.038.316.1	mirror on a baseboard, 75 x 50 cm			x
4.5319.1.038.318.1	mirror on a baseboard, 75 x 50 cm		x	
4.5320.1.038.304.1	mirror on a baseboard, 75 x 60 cm	x		
4.5320.1.038.316.1	mirror on a baseboard, 75 x 60 cm			x
4.5320.1.038.318.1	mirror on a baseboard, 75 x 60 cm		x	
4.5321.1.038.304.1	mirror on a baseboard, 75 x 70 cm	x		
4.5321.1.038.316.1	mirror on a baseboard, 75 x 70 cm			x
4.5321.1.038.318.1	mirror on a baseboard, 75 x 70 cm		x	



New Lyra furniture collection has been designed to complement the comprehensive Lyra plus ceramics product range.
PLEASE NOTE: Washbasin is not a part of this cabinet - must be ordered separately.

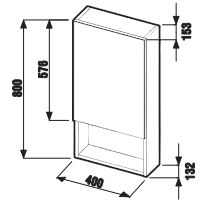


Spare parts can be found on page 322.

mirror cabinet 80 × 40 cm



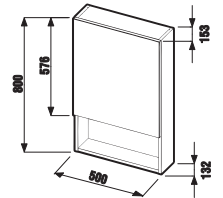
Article number	Description	Body colour		
		white	cherry	dark oak
4.5322.1.038.302.1	mirror cabinet 80 × 40 cm			x
4.5322.1.038.304.1	mirror cabinet 80 × 40 cm	x		
4.5322.1.038.308.1	mirror cabinet 80 × 40 cm		x	




mirror cabinet 80 × 50 cm



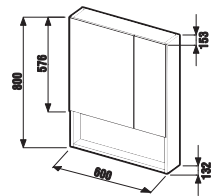
Article number	Description	Body colour		
		white	cherry	dark oak
4.5323.1.038.302.1	mirror cabinet 80 × 50 cm			x
4.5323.1.038.304.1	mirror cabinet 80 × 50 cm	x		
4.5323.1.038.308.1	mirror cabinet 80 × 50 cm		x	



mirror cabinet 80 × 60 cm



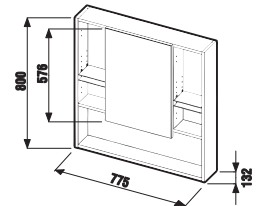
Article number	Description	Body colour		
		white	cherry	dark oak
4.5324.1.038.302.1	mirror cabinet 80 × 60 cm			x
4.5324.1.038.304.1	mirror cabinet 80 × 60 cm	x		
4.5324.1.038.308.1	mirror cabinet 80 × 60 cm		x	




mirror cabinet 80 × 77,5 cm



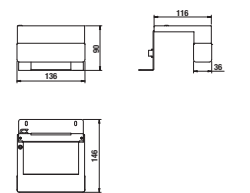
Article number	Description	Body colour		
		white	cherry	dark oak
4.5325.1.038.302.1	mirror cabinet 80 × 77,5 cm			x
4.5325.1.038.304.1	mirror cabinet 80 × 77,5 cm	x		
4.5325.1.038.308.1	mirror cabinet 80 × 77,5 cm		x	



Moonbox lighting



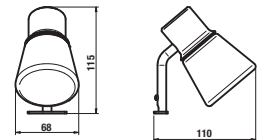
Article number	Description
4.9430.3.176.000.1	Moonbox lighting IP44, 2x G9, max. 33 W




Sunrise lighting



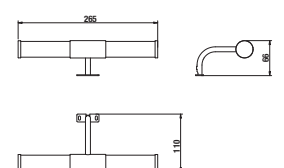
Article number	Description
4.9430.2.039.000.1	double Sunrise lighting for Lyra, IP 44, 2x G9, max. 33 W



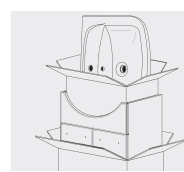
Horizon lighting



Article number	Description
4.9430.1.039.000.1	halogen Horizon lighting, IP44, 2x G9, max. 33 W



The popular LYRA pack furniture collection offers 2 types of wallhung vanity units with widths of 53 and 63 cm. Now they can be hung to the wall or fitted with adjustable chrome-plated furniture legs, depending on customer's wish. Complete Lyra pack bathroom can be nicely complemented by the tall cabinet with shelves and Zeta series mirrors.



PACK
1+1

Practical packaging of both products (washbasin, cabinet) in a single box.

vanity unit and washbasin 53 cm



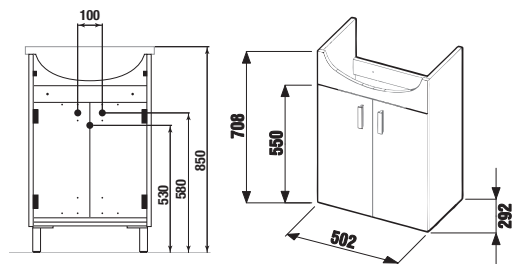
Article number	Description
4.5195.1.432.300.1	vanity unit with 2 doors, including WB 53 cm

Lyra pack obsahuje:	
8.1436.1.000.104.1	washbasin Lyra 53 cm
4.5195.2.432.300.1	vanity unit with 2 doors, for WB 53 cm

Optional:	
4.9440.1.039.000.1	chrome feet (2 pieces)

PACK
1+1

1+1 PACK
small cabinet + washbasin
- Safe delivery
- Space-saving transport packaging
- Simple handling



vanity unit and washbasin 65 cm



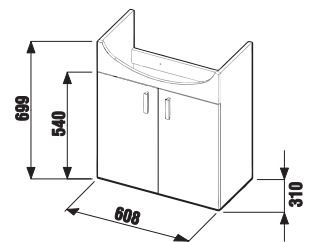
Article number	Description
4.5196.1.432.300.1	vanity unit with 2 doors, including WB 65 cm

Lyra pack obsahuje:	
8.1436.4.000.104.1	washbasin Lyra 65 cm
4.5196.2.432.300.1	vanity unit with 2 doors, for WB 65 cm

Optional:	
4.9440.1.039.000.1	chrome feet (2 pieces)

PACK
1+1

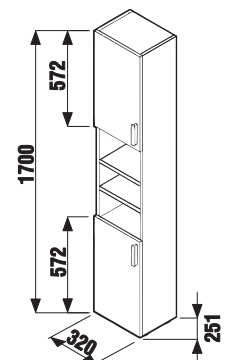
1+1 PACK
small cabinet + washbasin
- Safe delivery
- Space-saving transport packaging
- Simple handling



tall cabinet



Article number	Description
4.5197.1.432.300.1	tall cabinet, 6 shelves, 2 doors left/right



Zeta collection mirrors and Horizon lightnings are recommended for Lyra collection.

Customer-selected handle attachment style, either vertical or horizontal, according to customer's preferences.



Acrylic bathtubs from the Lyra series are user-friendly - and offered in various shapes to create a stylish modern bathroom. Bathtubs are made of top-quality 100% acrylic polymer that can be cleaned with ease. Five different sizes – 1500, 1600 and 1700 × 700 mm, 1600 and 1700 × 750 mm, they can be complemented by JIKA glass bath screens.



dark grey

Headrests made of polyurethane for your perfect comfort in the bathroom.

2.9498.0.088.000.1



light grey

Headrests are available in two colours: light and dark grey.

2.9498.0.087.000.1



WARRANTY

5 years – shower trays and bathtubs.



100% ACRYL

All our bathtubs and basins are made from 100% acryl.



Made in the European Union.

bathtub Lyra



Article number	Description	Volume
2.2983.9.000.000.1	bathtub 1500 × 700 mm, including support feet	124 l
2.3083.9.000.000.1	bathtub 1600 × 700 mm, including support feet	159 l
2.2883.9.000.000.1	bathtub 1600 × 750 mm, including support feet	170 l
2.3183.9.000.000.1	bathtub 1700 × 700 mm, including support feet	178 l
2.3283.9.000.000.1	bathtub 1700 × 750 mm, including support feet	180 l

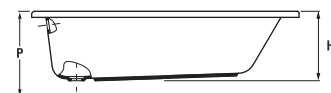
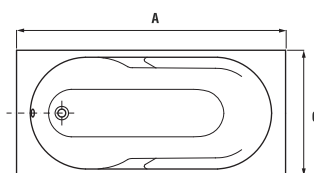
Optional:

2.9683.2.000.000.1	front panel 1700 × 560 mm
2.9683.1.000.000.1	front panel 1600 × 560 mm
2.9683.0.000.000.1	front panel 1500 × 500 mm
2.9683.7.000.000.1	side panel 750 × 560 mm
2.9683.6.000.000.1	side panel 700 × 560 mm
2.9683.8.000.000.1	side panel 700 × 500 mm
2.9481.5.004.000.1	automatic overflow including siphon 40/50 mm, length 550 mm, plastic body of overflow
2.9481.6.004.000.1	automatic overflow including siphon 40/50 mm, length 550 mm, brass body of overflow
2.9481.7.004.000.1	automatic overflow with inlet, including siphon 40/50 mm, length 550 mm, plastic body of overflow
2.9481.8.004.000.1	automatic overflow with inlet, including siphon 40/50 mm, length 550 mm, brass body of overflow

For pictures and technical charts of bathtub outlets please see page 61 (Cubito bathtubs).

Dimension

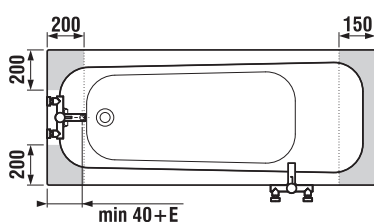
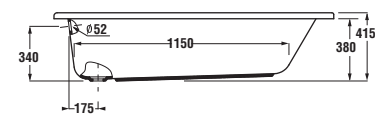
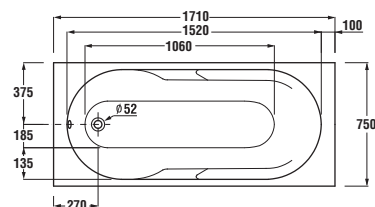
	A	C	H	P	Q
2.2983.9.000.000.1	1500	700	415	540	540-610
2.3083.9.000.000.1	1600	700	410	600	540-610
2.2883.9.000.000.1	1600	750	415	600	540-610
2.3183.9.000.000.1	1700	700	415	600	540-610
2.3283.9.000.000.1	1700	750	415	600	540-610



with panel



without panel



Areas shown in this colour that are not recommended for placing a bathtub outlet or a bathtub mixer outlet.

These areas are recommended for placing a bathtub outlet or a bathtub mixer outlet.

E = edge width of bathtub

Benefits

- Acrylic bathtubs' material features good insulation properties, making their surfaces nicely warm.
- JIKA sanitary acryl keeps its colour for a long time and it is easy to clean.
- Acrylic panels provide for quick and easy attachment by means of special mounting system, thus being a suitable alternative to costly walling-in. Panels are made of the same quality 100% acryl, which is easy to clean - similarly to bathtubs.
- If necessary, they provide for an easy access to piping underneath the bathtub.



Spare parts can be found on page 323.



White handles that feature neat geometrical contours, typical of Lyra plus furniture, are double-sided. This little detail only deserves superlatives!



Pull-out system for more convenient maintenance. Magnetic strips provide for a perfect tightness.



Bearing tracks for easy opening and closing.

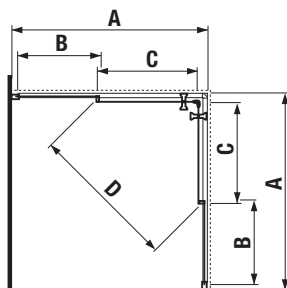
LYRA plus shower enclosures are offered in square or quadrant versions, at the ideal height of 1900 mm. Safety glass – either transparent, arctic glass or with stripes; white profiles and handles.

Benefits

- Shower enclosures Lyra plus are compatible with JIKA shower trays (Ravenna, Neo-Ravenna, Olymp, Sofia).
- 4/5mm safety glass - transparent, arctic glass or a version with matte white stripes.
- Glossy white surface for profiles, swivel mechanism and handles.
- JIKA Perla Glass finish
- Shower enclosure height: 1900 mm.

shower enclosure / LYRA PLUS

shower enclosure



Shower enclosure 800, 900 square, white profile, 4/5 mm transparent glass or stripy glass a with JIKA Perla Glass finish, white handles.

Article number	Dimension (mm)	Height (mm)	Thickness (mm)	Glass design
2.5138.1.000.668.1	800	1900	*4/5	transparent
2.5138.2.000.668.1	900	1900	*4/5	transparent
2.5138.1.000.665.1	800	1900	*4/5	stripy glass
2.5138.2.000.665.1	900	1900	*4/5	stripy glass
2.5138.1.000.666.1	800	1900	*4/5	artic glass
2.5138.2.000.666.1	900	1900	*4/5	artic glass

*4 mm – fixed panel
*5 mm – sliding door

Article number	Dimensional options (mm)		Dimension (mm) B	Dimension (mm) C	Intake width (mm) D
	A min.	A max.			
2.5138.1	780	800	313	402	425
2.5138.2	880	900	363	452	495

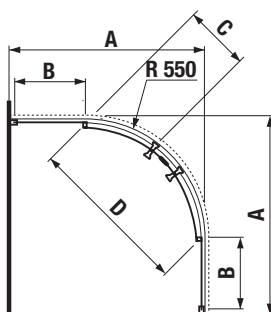
charge 668 – transparent glass

charge 665 – stripy glass

charge 666 – artic glass

Shower enclosures Lyra plus are compatible with JIKA shower trays (Ravenna, Neo-Ravenna, Olymp, Sofia).

shower enclosure



Shower enclosure 800, 900 corner, radius 550, white profile, 4 mm transparent glass or stripy glass with JIKA Perla Glass finish, white handles.

Article number	Dimension (mm)	Height (mm)	Thickness (mm)	Glass design
2.5338.1.000.668.1	800	1900	4	transparent
2.5338.2.000.668.1	900	1900	4	transparent
2.5338.1.000.665.1	800	1900	4	stripy glass
2.5338.2.000.665.1	900	1900	4	stripy glass
2.5338.1.000.666.1	800	1900	4	artic glass
2.5338.2.000.666.1	900	1900	4	artic glass

Article number	Dimensional options (mm)		Dimension (mm) B	Dimension (mm) C	Intake width (mm) D
	A min.	A max.			
2.5338.1	780	800	218	389	429
2.5338.2	880	900	318	389	540

charge 668 – transparent glass

charge 665 – stripy glass

charge 666 – artic glass

Shower enclosures Lyra plus are compatible with JIKA shower trays (Ravenna, Neo-Ravenna, Olymp, Sofia).



Spare parts can be found on page 323.



WARRANTY
3 years – shower enclosures.



GLASS
The thickness of shower enclosure glass.



GLASS
The thickness of shower enclosure glass.



HEIGHT
The height of shower enclosures



A much demanded innovation has been launched with the Lyra plus series. Shower door sized 800 or 900 mm, available in several types: single-piece, folding or pivot-type. Door height is 1900 mm; users can opt for either transparent glass, or glass with Stripes décor (see photo) or Arctic décor, fitted into a white frame. High quality for affordable price, with three-year warranty as a bonus.



transparent glass



stripy glass




arctic glass



JIKA Perla Glass finish

extender profile

Article number	Description
2.9138.8.000.014.1	extender profile



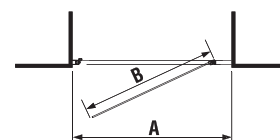
single shower door



Single shower door 800, 900, white profile, left/right, glossy silver-colour profile, 5 mm transparent glass, stripy glass or arctic glass with special JIKA Perla Glass treatment, white handles.

Article number	Dimension (mm)	Height (mm)	Thickness (mm)	Glass design
2.5438.1.000.668.1	800	1900	5	transparent
2.5438.1.000.666.1	800	1900	5	arctic
2.5438.1.000.665.1	800	1900	5	stripy
2.5438.2.000.668.1	900	1900	5	transparent
2.5438.2.000.666.1	900	1900	5	arctic
2.5438.2.000.665.1	900	1900	5	stripy

Article number	Dimensional options (mm) A		Dimension (mm) B
	A min.	A max.	
2.5438.1	760	800	658
2.5438.2	860	900	758



charge 668 – transparent glass
charge 665 – stripy glass
charge 666 – arctic glass



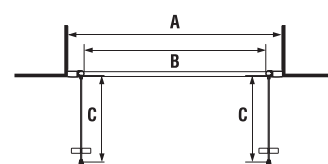
sprchové dvere výkyvné, tzv. lietačky



Double pivot-type shower door 800, 900, white profile, left/right, glossy silver-colour profile, 5 mm transparent glass, stripy glass or arctic glass with special JIKA Perla Glass treatment, white handles.

Article number	Dimension (mm)	Height (mm)	Thickness (mm)	Glass design
2.5638.1.000.668.1	800	1900	4	transparent
2.5638.1.000.665.1	800	1900	4	stripy
2.5638.1.000.666.1	800	1900	4	arctic
2.5638.2.000.668.1	900	1900	4	transparent
2.5638.2.000.665.1	900	1900	4	stripy
2.5638.2.000.666.1	900	1900	4	arctic

Article number	Dimensional options (mm) A		Dimension (mm) B	Dimension (mm) C
	A min.	A max.		
2.5638.1	760	800	645	307
2.5638.2	860	900	745	357



charge 668 – transparent glass
charge 665 – stripy glass
charge 666 – arctic glass



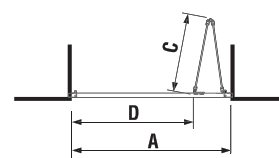
sprchové dvere skladacie



Folding shower door, 800, 900, white profile, left/right, glossy silver-colour profile, 4 mm transparent glass, stripy glass or arctic glass with special JIKA Perla Glass treatment, white handles.

Article number	Dimension (mm)	Height (mm)	Thickness (mm)	Glass design
2.5538.1.000.668.1	800	1900	4	transparent
2.5538.1.000.665.1	800	1900	4	stripy
2.5538.1.000.666.1	800	1900	4	arctic
2.5538.2.000.668.1	900	1900	4	transparent
2.5538.2.000.665.1	900	1900	4	stripy
2.5538.2.000.666.1	900	1900	4	arctic

Article number	Dimensional options (mm) A		Intake width (mm) D	Dimension (mm) C
	A min.	A max.		
2.5538.1	760	800	529	296
2.5538.2	860	900	629	396



charge 668 – transparent glass
charge 665 – stripy glass
charge 666 – arctic glass




pevná stena



Fixed shower screen 800, 900, white profile, 4 mm transparent glass, stripy glass or arctic glass with special JIKA Perla Glass treatment, white handles.

Article number	Dimension (mm)	Height (mm)	Thickness (mm)	Glass design
2.9738.1.000.668.1	800	1900	4	transparent
2.9738.1.000.665.1	800	1900	4	stripy
2.9738.1.000.666.1	800	1900	4	arctic
2.9738.2.000.668.1	900	1900	4	transparent
2.9738.2.000.665.1	900	1900	4	stripy
2.9738.2.000.666.1	900	1900	4	arctic

Article number	Dimensional options (mm) A		Dimension (mm) B
	A min.	A max.	
2.9738.1	780	800	729
2.9738.2	880	900	829

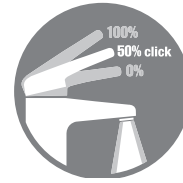


charge 668 – transparent glass
charge 665 – stripy glass
charge 666 – arctic glass

A combination of fixed Lyra plus screen and Lyra plus shower doors is recommended.



Spare parts can be found on page 323.



ECODISK

You can control water temperature by turning the faucet mixing valve ring. You can regulate water flow by turning out the restrictor screw at the mixing valve shaft.



NEOPERL (Germany) aerators are made from a special material preventing scale deposition, thus avoiding difficult scrubbing.

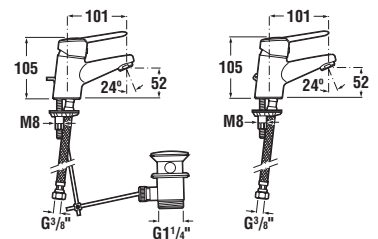
Benefits

- Extended five year warranty
- Ceramic cartridge, OPTIM ECO system (Spain)
- Perlators are made of a special material that repels limescale (Germany)
- Selectors - non-return valve preventing siphonage of dirty water
- Tucai stainless connecting hoses (Spain)

washbasin faucet



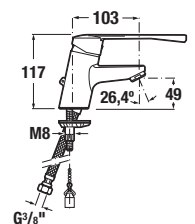
Article number	Description
3.1128.1.004.101.1	washbasin faucet with pop-up waste, chrome
3.1128.1.004.200.1	washbasin faucet without pop-up waste, chrome
3.1128.1.004.104.1	washbasin high spout faucet with Click-Clack waste, chrome-plated



washbasin faucet with medical handle



NEW	
Article number	Description
3.1128.1.004.119.1	washbasin faucet, pedestal type, with medical lever, without automatic outlet, chrome-plated



Five-year guarantee for all faucets (surface and cartridges).

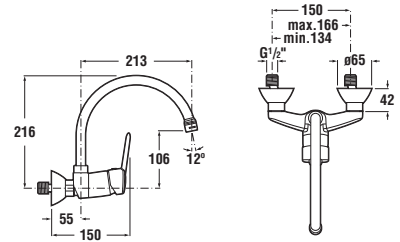


All faucets are tested for 70 000 cycles.

wall mounted sink faucet



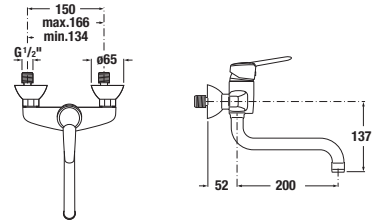
Article number	Description
3.5128.2.004.000.1	wall mounted sink faucet, chrome



wall mounted sink faucet



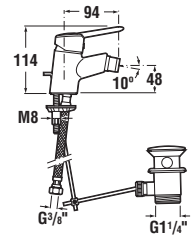
Article number	Description
3.1128.7.004.230.1	wall mounted sink faucet, swivel spout 210 mm, without pop-up waste, chrome



bidet faucet



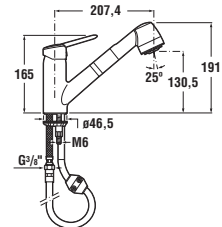
Article number	Description
3.4128.1.004.201.1	bidet faucet, with pop-up, chrome



pull-out sink faucet



Article number	Description
3.5128.1.004.310.1	pull-out sink faucet, chrome

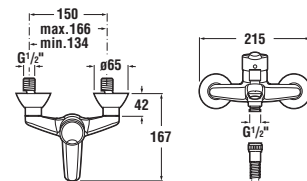


bath/shower faucet without shower set



Article number	Description
3.3128.2.004.000.1	bath/shower faucet without shower set, chrome

Optional:	
3.6028.0.004.011.1	shower set (hand shower 3 functions, holder, shower hose 1.7 m), chrome
3.6028.1.004.011.1	shower set (hand shower 3 functions, holder, shower hose 1.7 m), chrome



It is recommended to combine shower sets, accessories and siphons found in Mio and Rio sections.



Spare parts can be found on page 324.



Two-year guarantee for shower accessories.



Five-year guarantee for all faucets (surface and cartridges).



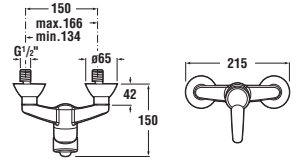
All faucets are tested for 70 000 cycles.

faucets / LYRA PLUS

shower faucet without shower set



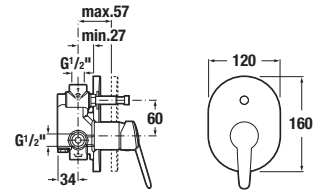
Article number	Description
3.3128.6.004.001.1	shower faucet without shower set, chrome
Optional:	
3.6028.0.004.011.1	shower set (hand shower 3 functions, holder, shower hose 1.7 m), chrome
3.6028.1.004.011.1	shower set (hand shower 3 functions, holder, shower hose 1.7 m), chrome



concealed bath/shower faucet



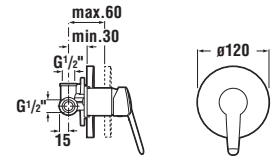
Article number	Description
3.3128.6.004.000.1	concealed bathtub/shower faucet, chrome
Optional:	
3.6028.0.004.011.1	shower set (hand shower 3 functions, holder, shower hose 1.7 m), chrome
3.6028.1.004.011.1	shower set (hand shower 3 functions, holder, shower hose 1.7 m), chrome
3.6371.0.004.000.1	Mio elbow connection 1/2\", brass, check valve, chrome



concealed shower faucet



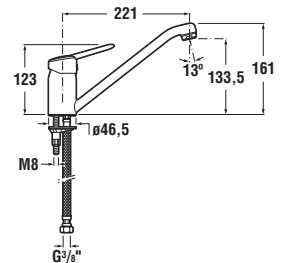
Article number	Description
3.3128.6.004.002.1	concealed shower faucet, chrome
Optional:	
3.6028.0.004.011.1	Lyra plus shower set (hand shower 3 functions, shower holder, hose 1.7 m), chrome
3.6028.1.004.011.1	Lyra plus shower set (hand shower 3 functions, sliding bar, hose 1.7 m), chrome
3.6371.0.004.000.1	Mio elbow connection 1/2\", brass, check valve, chrome



sink faucet



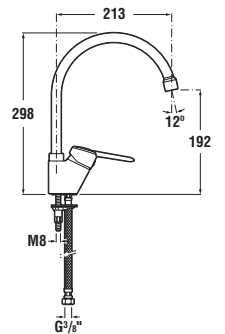
Article number	Description
3.5128.1.004.010.1	sink faucet, chrome



sink faucet



Article number	Description
3.5128.1.004.000.1	sink faucet, chrome



It is recommended to combine shower sets, accessories and siphons found in MIO and RIO sections.



Five-year guarantee for all faucets (surface and cartridges).



All faucets are tested for 70 000 cycles.



OPTIM ECO
You can control water temperature by turning the faucet mixing valve ring. You can regulate water flow by turning out the restrictor screw at the mixing valve shaft.



NEOPERL (Germany) aerators are made from a special material preventing scale deposition, thus avoiding difficult scrubbing.

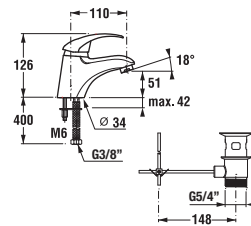


Olymp series bathroom faucets feature high-quality **KEROX** (Hungary) ceramic cartridges with **OPTIM ECO** flow limiters.

washbasin faucet



Article number	Description
3.1127.1.004.001.1	washbasin faucet with pop-up, chrome
3.1127.1.004.000.1	washbasin faucet without pop-up, chrome



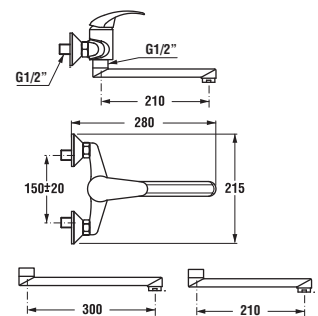
wall mounted sink faucet



Article number	Description
3.5127.7.004.210.1	wall-mounted sink faucet, spout 210 mm, chrome

Náhradné diely:

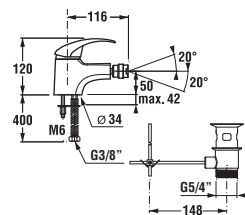
3.5127.0.004.200.1	straight spout 150 mm, chrome
3.9527.0.004.210.1	straight spout 210 mm, chrome
3.9527.0.004.220.1	straight spout 300 mm, chrome



bidet faucet



Article number	Description
3.4127.1.004.001.1	bidet faucet with pop-up, chrome



Spare parts can be found on page 324.



Five-year guarantee for all faucets (surface and cartridges).



All faucets are tested for 70 000 cycles.

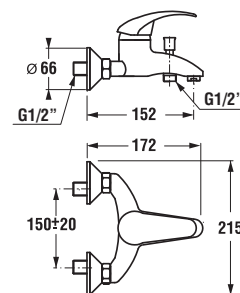


OPTIM ECO
By turning the knob on the cartridge you can easily control the temperature of mixed water; by unscrewing the limiting bolt on the control cartridge valve, you can reduce the water flow.

bath/shower faucet without shower set



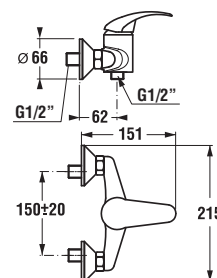
Article number	Description
3.2127.004.000.1	bath/shower faucet without shower set, chrome
Optional:	
3.6027.0.004.011.1	shower set (hand shower 3 functions, holder, shower hose 1.7 m), chrome
3.6027.0.004.010.1	shower set (hand shower 1 function, holder, shower hose 1.7 m), chrome
3.6027.1.004.010.1	shower set (hand shower 1 function, sliding bar, hose 1.7 m), chrome
3.6027.1.004.011.1	shower set (hand shower 3 functions, sliding bar, hose 1.7 m), chrome



shower faucet without shower set



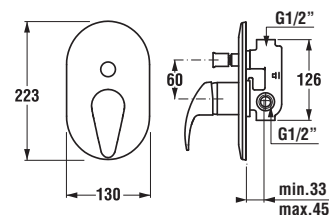
Article number	Description
3.3127.004.000.1	shower faucet without shower set, chrome
Optional:	
3.6027.0.004.011.1	shower set (hand shower 3 functions, holder, shower hose 1.7 m), chrome
3.6027.0.004.010.1	shower set (hand shower 1 function, holder, shower hose 1.7 m), chrome
3.6027.1.004.010.1	shower set (hand shower 1 function, sliding bar, hose 1.7 m), chrome
3.6027.1.004.011.1	shower set (hand shower 3 functions, sliding bar, hose 1.7 m), chrome



bath/shower concealed faucet



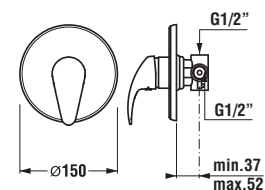
Article number	Description
3.2127.6.004.000.1	bath/shower concealed faucet, chrome
Optional:	
3.6027.0.004.011.1	shower set (hand shower 3 functions, holder, shower hose 1.7 m), chrome
3.6027.0.004.010.1	shower set (hand shower, 1 function, holder, shower hose 1.7 m), chrome
3.6027.1.004.010.1	shower set (hand shower 1 function, sliding bar, hose 1.7 m), chrome
3.6027.1.004.011.1	shower set (hand shower 3 functions, sliding bar, hose 1.7 m), chrome



shower concealed faucet



Article number	Description
3.3127.6.004.000.1	shower concealed faucet, chrome
Optional:	
3.6027.0.004.011.1	shower set (hand shower 3 functions, holder, shower hose 1.7 m), chrome
3.6027.0.004.010.1	shower set (hand shower 1 function, holder, shower hose 1.7 m), chrome
3.6027.1.004.010.1	shower set (hand shower 1 function, sliding bar, hose 1.7 m), chrome
3.6027.1.004.011.1	shower set (hand shower 3 functions, sliding bar, hose 1.7 m), chrome



It is recommended to combine shower sets, accessories and siphons found in MIO and RIO sections.



Five-year guarantee for all faucets (surface and cartridges).



All faucets are tested for 70 000 cycles.

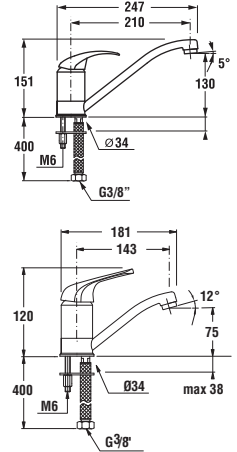


ECODISK
Ecodisk cartridge can control water flow and temperature, achieving up to 50% savings!

sink faucet



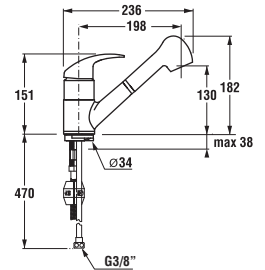
Article number	Description
3.5127.1.004.200.1	sink faucet, chrome
3.1127.1.004.010.1	sink faucet, chrome



pull-out sink faucet



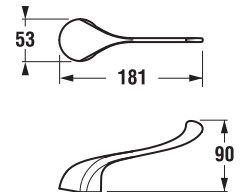
Article number	Description
3.5127.1.004.300.1	pull-out sink faucet, chrome



medical handle



Article number	Description
3.9127.0.004.000.1	medical handle, chrome



LYRA_{plus}

It is recommended to combine shower sets, accessories and siphons found in MIO and RIO sections.



Spare parts can be found on page 324.



Five-year guarantee for all faucets (surface and cartridges).



All faucets are tested for 70 000 cycles.

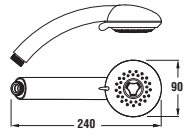
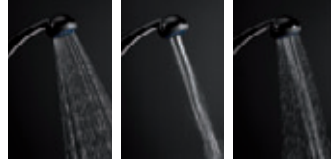


ECODISK
Ecodisk cartridge can control water flow and temperature, achieving up to 50% savings!

hand showers



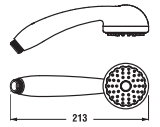
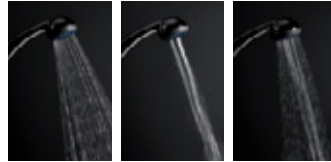
Article number	Description
3.6127.0.004.001.1	Lyra plus hand shower 3 functions, chrome



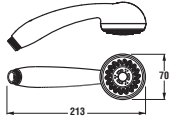
3 functions



Article number	Description
3.6127.0.004.010.1	Lyra hand shower 1 function, chrome
3.6127.0.004.011.1	Lyra hand shower 3 functions, chrome



1 function

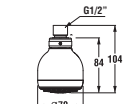



3 functions

head showers



Article number	Description
3.6727.0.004.011.1	Lyra head shower 3 functions, adjustable by 30°, chrome
3.661R.0.004.004.1	shower arm, chrome (option order)



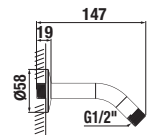

3 functions



1 function



Article number	Description
3.6727.0.004.010.1	Lyra head shower 1 function, adjustable by 30°, chrome
3.661R.0.004.004.1	shower arm, chrome (option order)



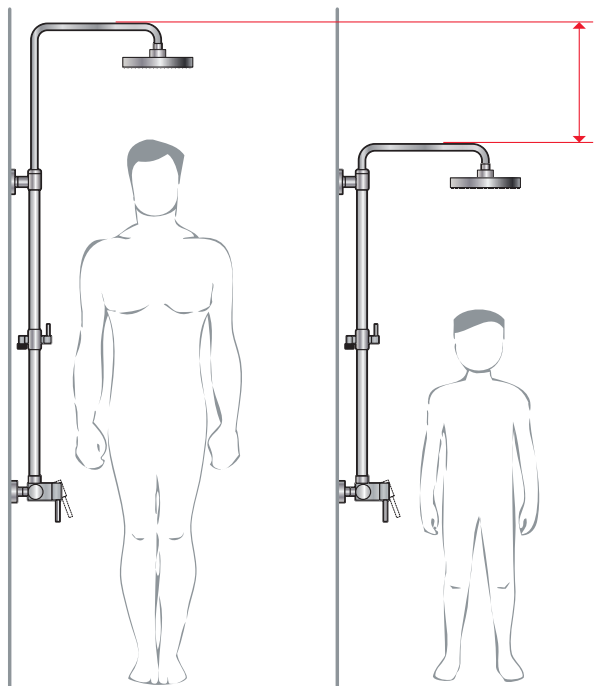
Two-year guarantee for shower accessories.



OPTIM ECO
By turning the knob on the cartridge you can easily control the temperature of mixed water; by unscrewing the limiting bolt on the control cartridge valve, you can reduce the water flow.



All faucets are tested for 70 000 cycles.



40 cm height-adjustable

Jika Lyra telescopic shower column will please users of any bathroom. Thanks to its height adjustability, you can „raise“ head shower by up to 40 cm. With standard column installation at the height of 75 cm from the floor level you can have disc-type head shower at the height from 180 to 220 cm, which should satisfy even the tallest six-footers. Shower equipped with a head shower and a hand-spray is easy to switch. Thanks to the Clean touch feature, shower nozzles are very easy to clean, avoiding complicated and difficult scrubbing.

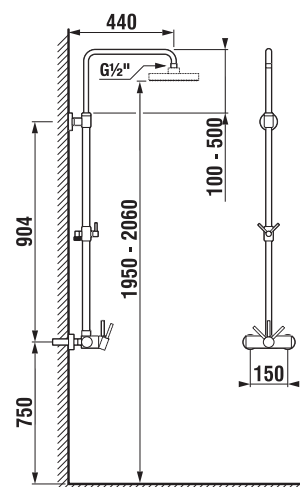
telescopic shower column with wall-mounted shower faucet




Article number	Description
3.3527.7.004.000.1	wall mounted shower faucet with diverter and shower tube, height-adjustable 40 cm, price without shower accessories

Optional:


3.6771.0.004.041.1	Mio head shower, 1 function, showering part grey plastic
3.6771.0.004.042.1	Mio head shower, 1 function, showering part chrome
3.6127.0.004.001.1	Lyra Plus hand shower 3 functions, chrome
3.6127.0.004.010.1	Lyra hand shower 1 function, chrome
3.6127.0.004.011.1	Lyra hand shower 3 functions, chrome
3.6227.0.004.011.1	Lyra shower hose 1.7 m, brass with double-lock, chrome
3.6227.0.004.021.1	Lyra shower hose 2 m, brass with double-lock, chrome



shower set



Article number	Description
3.6027.0.004.011.1	shower set (hand shower 3 functions, holder, shower hose 1.7 m), chrome
3.6027.0.004.010.1	shower set (hand shower, 1 function, holder, shower hose 1.7 m), chrome
3.6027.1.004.010.1	shower set (hand shower 1 function, sliding bar, hose 1.7 m), chrome
3.6027.1.004.011.1	shower set (hand shower 3 functions, sliding bar, hose 1.7 m), chrome
3.6371.0.004.000.1	elbow connection 1/2", brass, check valve, chrome



SHOWER SET

Shower set includes a hand shower, a hose and a holder or a shower bar.



It is recommended to combine shower sets, accessories and siphons found in MIO and RIO sections.



Two-year guarantee for shower accessories.



OPTIM ECO

By turning the knob on the cartridge you can easily control the temperature of mixed water; by unscrewing the limiting bolt on the control cartridge valve, you can reduce the water flow.

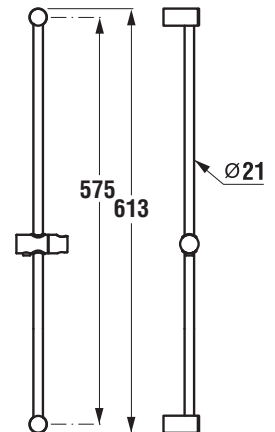


All faucets are tested for 70 000 cycles.

sliding bar Lyra



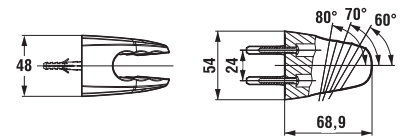
Article number	Description
3.6427.0.004.000.1	Lyra sliding bar with shower holder, 600 mm, chrome



hand shower holder



Article number	Description
3.6527.0.004.000.1	Lyra hand shower holder, 3 positions, chrome

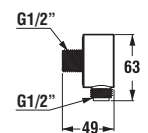


ADJUSTABLE HAND SHOWER HOLDER

elbow connection



Article number	Description
3.6371.0.004.000.1	Mio elbow connection 1/2", brass, check valve, chrome



shower hose



Article number	Description
3.6227.0.004.011.1	Lyra shower hose 1.7 m, brass with double-lock, chrome
3.6227.0.004.021.1	Lyra shower hose 2 m, brass with double-lock, chrome

All shower hoses feature this anti-twist system, concealed in the hose cone.



It is recommended to combine shower sets, accessories and siphons found in MIO and RIO sections.



Spare parts can be found on page 324.



Two-year guarantee for shower accessories.



OPTIM ECO
By turning the knob on the cartridge you can easily control the temperature of mixed water; by unscrewing the limiting bolt on the control cartridge valve, you can reduce the water flow.



All faucets are tested for 70 000 cycles.

ZETA




illustration photo

bathroom series / **ZETA**

Zeta bathroom furniture represents quality bathroom for an affordable price. It is available in three variations. Options include traditional white, or a combination of white doors and dark oak body, or completely dark oak décor. Product range includes tall cabinets, mirrors and mirror cabinets. Washbasins are available in four different widths from 40 to 60 cm.



ceramic products



With Zeta series we recommend Lyra plus WCs.
For our offer of concealed modules please see
the chapter Concealed Modules.

washbasins and furni ture



faucets



Dino faucet in other faucets' section



20 000 CYCLES

the highest quality of the door fitting, tested 20 000 open/close cycles.



WATERPROOF + ABS

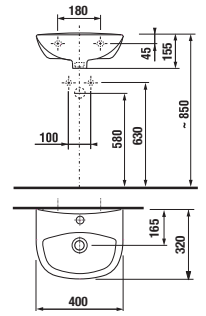
ABS edges glued by PUR glue = maximum level of the water resistance and adhesion.



small washbasin 40 cm



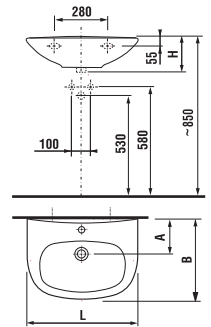
Article number	Description	yyy: 104	109
8.1539.3.000.yyy.1	small washbasin 40 cm	X	X
Optional:			
8.9034.9.000.000.1	installation kit for washbasins		



washbasins 50, 55 and 60 cm



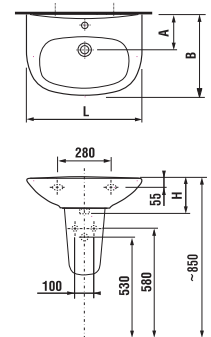
Article number	Description	yyy: 104	109
8.1039.0.000.yyy.1	washbasin 50 cm	x	x
8.1039.1.000.yyy.1	washbasin 55 cm	x	x
8.1039.2.000.yyy.1	washbasin 60 cm	x	x



washbasins with siphon cover 50, 55 and 60 cm



Article number	Description	yyy: 104	109
8.1039.0.000.yyy.1	washbasin 50 cm	x	x
8.1039.1.000.yyy.1	washbasin 55 cm	x	x
8.1039.2.000.yyy.1	washbasin 60 cm	x	x
8.1939.1.000.000.1	siphon cover with installation kit (art. no.: 8.9001.3.000.000.1)		
Optional:			
8.9034.9.000.000.1	installation kit for washbasins		

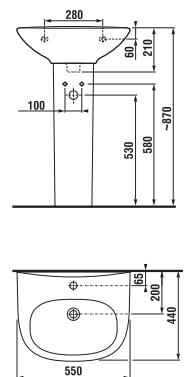


washbasins with pedestal 50, 55 and 60 cm



Article number	Description	yyy: 104	109
8.1039.0.000.yyy.1	washbasin 50 cm	x	x
8.1039.1.000.yyy.1	washbasin 55 cm	x	x
8.1039.2.000.yyy.1	washbasin 60 cm	x	x
8.1995.0.000.020.1	pedestal		

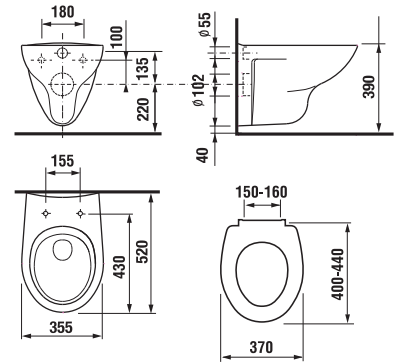
	L	B	A	H
50 cm	500	400	205	190
55 cm	550	440	205	205
60 cm	600	470	205	205



wallhung WC



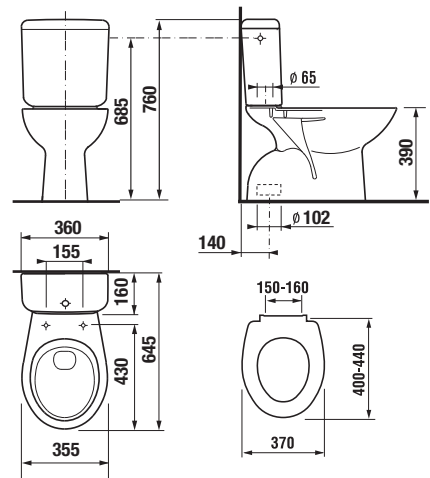
Article number	Description
8.2039.6.000.000.1	wallhung WC
Optional:	
8.9327.4.000.000.1	duroplast seat and cover Zeta, plastic hinges
8.9327.1.000.000.1	thermoplast seat and cover Zeta, plastic hinges
8.9327.1.000.063.7	thermoplast seat Zeta, steel hinges
8.9337.0.300.000.1	duroplast seat and cover, with antibacterial treatment, plastic hinges



WC combination with vertical outlet



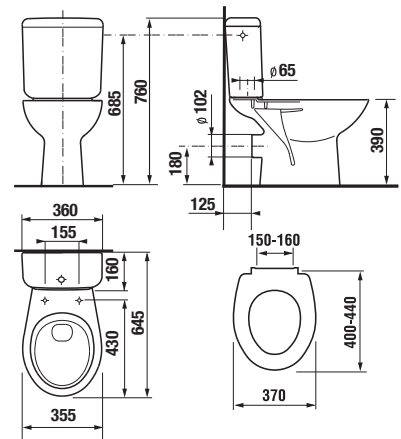
Article number	Description	Water inlet	Flushing mechanism included	Outlet	Installation kit included
8.2539.7.000.241.1	WC combination	x	x	x	x
8.2539.7.000.242.1	WC combination	x	x	x	x
Optional:					
8.9327.4.000.000.1	duroplast seat and cover Zeta, plastic hinges				
8.9327.1.000.000.1	thermoplast seat and cover Zeta, plastic hinges				
8.9327.1.000.063.7	thermoplast seat Zeta, steel hinges				
8.9299.9.000.000.1	installation kit for WC				
8.9337.0.300.000.1	duroplast seat and cover, with antibacterial treatment, plastic hinges				



WC combination with horizontal outlet



Article number	Description	Water inlet	Flushing mechanism included	Outlet	Installation kit included
8.2539.6.000.241.1	WC combination	x	x	x	x
8.2539.6.000.242.1	WC combination	x	x	x	x
Optional:					
8.9327.4.000.000.1	duroplast seat and cover Zeta, plastic hinges				
8.9327.1.000.000.1	thermoplast seat and cover Zeta, plastic hinges				
8.9327.1.000.063.7	thermoplast seat Zeta, steel hinges				
8.9299.9.000.000.1	installation kit for WC				
8.9337.0.300.000.1	duroplast seat and cover, with antibacterial treatment, plastic hinges				



Spare parts for WC combinations					
8.2439.6.000.000.1	WC pan			x	x
8.2839.2.000.000.1	WC cistern	x			
8.2839.2.000.241.1	WC cistern	x	x		
8.2839.3.000.000.1	WC cistern		x		
8.2839.3.000.242.1	WC cistern		x	x	
8.9135.3.000.000.1	inlet valve	x			
8.9135.4.000.000.1	inlet valve		x		
8.9136.1.000.000.1	outlet valve				
8.9136.3.000.000.1	push button				

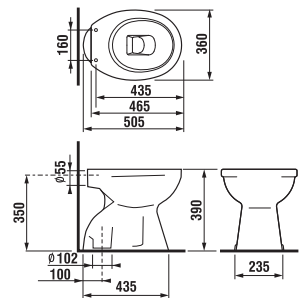
ZETA



floorstanding WC Zeta plus, vertical outlet



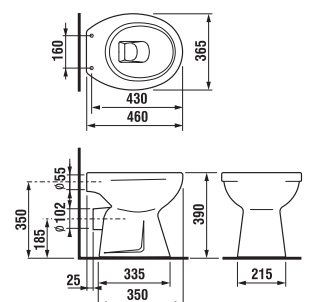
Article number	Description	Outlet
8.2174.6.000.000.1	floorstanding WC Zeta plus	↓ X
Optional:		
8.9327.1.000.000.1	thermoplast seat and cover Zeta, plastic hinges	



floorstanding WC Zeta plus, horizontal outlet



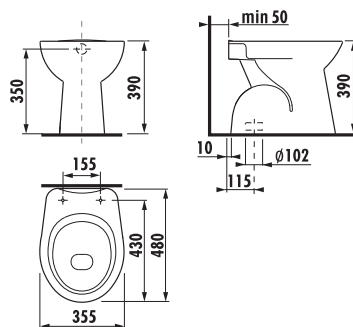
Article number	Description	Outlet
8.2174.7.000.000.1	floorstanding WC Zeta plus	→ X
Optional:		
8.9327.1.000.000.1	thermoplast seat and cover Zeta, plastic hinges	



floorstanding WC Zeta – vertical outlet



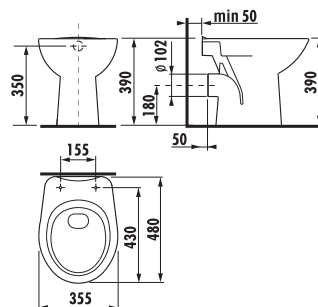
Article number	Description	Outlet
8.2239.7.000.000.1	WC Zeta with vertical outlet, washdown flushing	↓ X
Optional:		
8.9299.9.000.000.1	installation kit for WC	
8.9327.1.000.000.1	thermoplast seat and cover Zeta, plastic hinges	
8.9327.1.000.063.7	thermoplast seat and cover Zeta, steel hinges	
8.9770.1.000.000.1	rubber insert - water supply sealing	



floorstanding WC Zeta – horizontal outlet



Article number	Description	Outlet
8.2239.6.000.000.1	WC Zeta with horizontal outlet, washdown flushing	→ X
Optional:		
8.9299.9.000.000.1	installation kit for WC	
8.9327.1.000.000.1	thermoplast seat and cover Zeta, plastic hinges	
8.9327.1.000.063.7	thermoplast seat and cover Zeta, steel hinges	
8.9770.1.000.000.1	rubber insert - water supply sealing	



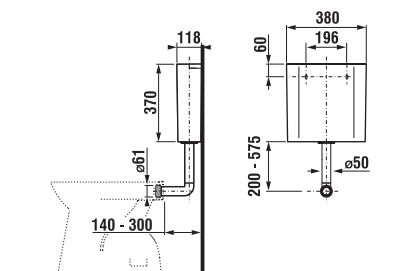
plastic cistern for freestanding WCs



Article number	Description
8.9371.0.000.000.1	plastic cistern for freestanding WCs, side cistern filling 3/8"
8.9371.1.000.000.1	plastic cistern for freestanding WCs, side cistern filling 3/8", with grasshopper decor for children

Benefits

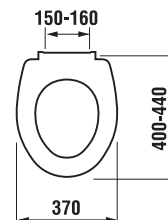
- made of thick-walled plastic material with the thickness of 4-5 mm
- resistant to UV radiation
- colour identical to that of ceramic products
- very silent operation
- adjustable mounting height of the cistern attached to the wall



thermoplast seat Zeta



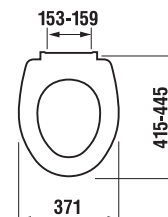
Article number	Description
8.9327.1.000.000.1	thermoplast seat and cover Zeta, plastic hinges
8.9327.1.000.063.7	thermoplast seat and cover Zeta, steel hinges



Zeta WC-seat and cover



Article number	Description
8.9327.4.000.000.1	duroplast seat and cover Zeta, plastic hinges
8.9327.6.000.000.1	Zeta duroplast WC seat and cover, with slowdown Slowclose mechanism, adjustable plastic hinges, Quick system



Spare parts can be found on page 321.

Concealed JIKA system – Basic tank system module – is recommended for floorstanding toilets. For more information please see page 292.

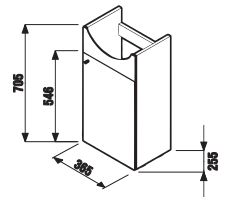


There are two types of vanity units available, with different interior layout, i.e. a separate cabinet with double-wing door, or a cabinet combined with drawers. There are three colour variations: traditional white, dark oak décor, or contrasting combination of dark oak and white varnish doors.

vanity unit for washbasin 40 cm



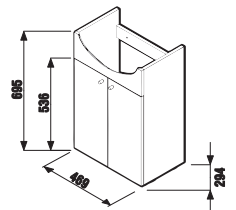
Article number	Description	Colour		
		white	dark oak	white/dark oak
4.5550.2.039.300.1	vanity unit with 1 door left/right, for WB 40 cm	x		
4.5550.2.039.302.1	vanity unit with 1 door left/right, for WB 40 cm		x	
4.5550.2.039.326.1	vanity unit with 1 door left/right, for WB 40 cm			x
Optional:				
8.1539.0.000.104.1	washbasin 40 × 34,5 cm			
4.9440.1.039.000.1	feet, chrome-plated (1 pair)			



vanity unit for washbasin 50 cm



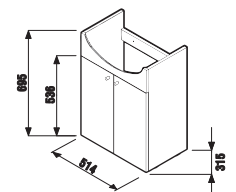
Article number	Description	Colour		
		white	dark oak	white/dark oak
4.5550.3.039.300.1	vanity unit with 2 doors, for WB 50 cm	x		
4.5550.3.039.302.1	vanity unit with 2 doors, for WB 50 cm		x	
4.5550.3.039.326.1	vanity unit with 2 doors, for WB 50 cm			x
Optional:				
8.1339.1.000.104.1	washbasin 50 × 39,5 cm			
4.9440.1.039.000.1	feet, chrome-plated (1 pair)			



vanity unit for washbasin 55 cm



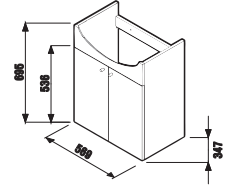
Article number	Description	Colour		
		white	dark oak	white/dark oak
4.5550.4.039.300.1	vanity unit with 2 doors, for WB 55 cm	x		
4.5550.4.039.302.1	vanity unit with 2 doors, for WB 55 cm		x	
4.5550.4.039.326.1	vanity unit with 2 doors, for WB 55 cm			x
Optional:				
8.1339.2.000.104.1	washbasin 55 × 44 cm			
4.9440.1.039.000.1	feet, chrome-plated (1 pair)			



vanity unit for washbasin 60 cm



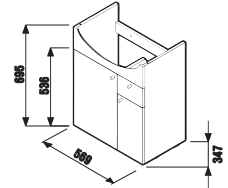
Article number	Description	Colour		
		white	dark oak	white/dark oak
4.5550.5.039.300.1	vanity unit with 2 doors, for WB 60 cm	x		
4.5550.5.039.302.1	vanity unit with 2 doors, for WB 60 cm		x	
4.5550.5.039.326.1	vanity unit with 2 doors, for WB 60 cm			x
Optional:				
8.1339.3.000.104.1	washbasin 60 × 48,9 cm			
4.9440.1.039.000.1	feet, chrome-plated (1 pair)			



vanity unit for washbasin 60 cm



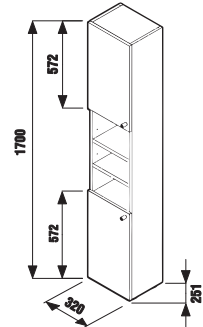
Article number	Description	Colour		
		white	dark oak	white/dark oak
4.5550.6.039.300.1	vanity unit with 2 doors, 1 drawer, for WB 60 cm	x		
4.5550.6.039.302.1	vanity unit with 2 doors, 1 drawer, for WB 60 cm		x	
4.5550.6.039.326.1	vanity unit with 2 doors, 1 drawer, for WB 60 cm			x
Optional:				
8.1339.3.000.104.1	washbasin 60 × 48,9 cm			
4.9440.1.039.000.1	feet, chrome-plated (1 pair)			




tall cabinet



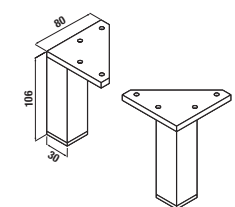
Article number	Description	Colour	
		white	dark oak
4.5552.2.039.300.1	tall cabinet, 6 shelves, 2 doors left/right	x	
4.5552.2.039.302.1	tall cabinet, 6 shelves, 2 doors left/right		x
Optional:			
4.9440.1.039.000.1	feet, chrome-plated (1 pair)		



furniture feet



Article number	Description
4.9440.1.039.000.1	feet, chrome-plated (1 pair)



With Zeta series we recommend Clear, Lyra and other mirrors - please see the section Mirrors.

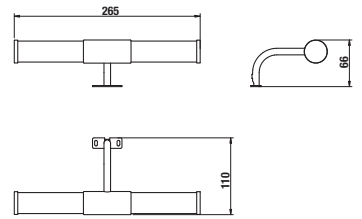


Spare parts can be found on page 322.

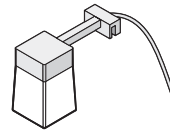
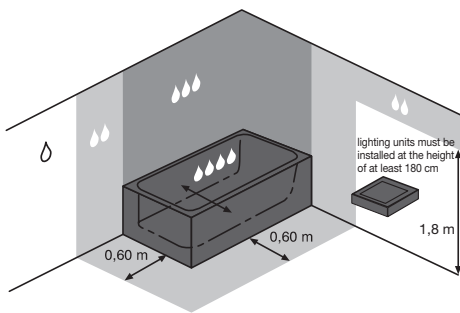
Horizon lighting



Article number	Description
4.9430.1.039.000.1	halogen Horizon lighting, IP44, 2x G9, max. 33 W



lighting in the bathroom



Moonbox lighting units comply with strict European standards IEC 364-7-701.
RECOMMENDED:
 Installation of the mains cable should be performed by a specialist – electrician.

IP44

OTHER FAUCETS



other faucets and **RIO**

Jika faucets are represented by a broad range of models designed for individual bathroom series; in addition, they are offered in Nariva, Dino and Talas collections. They are a perfect match to Rio shower accessories.

faucets **CUBITO**



For the faucets range please see Cubito chapter.

faucets **MIO-N**



For the faucets range please see Mio chapter.

faucets **MIO**



For the faucets range please see Mio chapter.

faucets **TIGO**



For the faucets range please see Tigo chapter.

faucets **OLYMP DEEP**



For the faucets range please see Olymp Deep chapter.

faucets **LYRA plus**



For the faucets range please see Lyra plus chapter.

faucets **LYRA**



For the faucets range please see Lyra chapter.

SPECIAL line

faucets **NARIVA**



faucets **DINO**



faucets **TALAS**



shower accessories **RIO**



faucets **SENSOR INOX**



faucets **SENSOR**





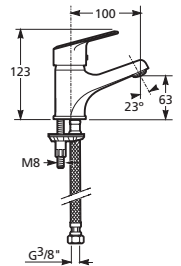
Benefits

- Extended five-year warranty
- Broad range of faucet models
- Quality ceramic cartridges (Spain)
- Aerators are made from a special material that prevents scale deposition.
- Wall-mounted bathtub and shower faucets feature non-return valves preventing siphonage of dirty water.
- Certified quality connection hoses made of stainless steel by Tucai (Spain).
- Broad range of shower accessories

washbasin single-lever faucet, pedestal type



Article number	Description
3.111J.1.004.111.1	washbasin single-lever faucet, pedestal type, with pop-up waste, chrome
3.111J.1.004.110.1	washbasin single-lever faucet, pedestal type, without pop-up waste, chrome

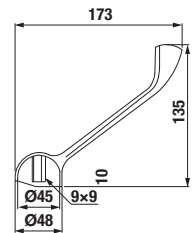


medical handle



NEW

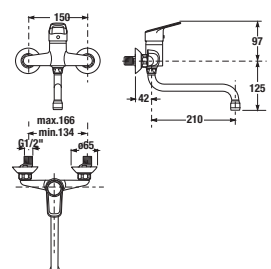
Article number	Description
3.9127.0.004.000.1	medical handle, chrome



washbasin single-lever faucet, wall-mounted



Article number	Description
3.111J.7.004.230.1	washbasin single-lever faucet, wall-mounted, spout 210 mm, chrome



WARRANTY
2 years on shower accessories.



WARRANTY
5 years years on cartridge and surface.

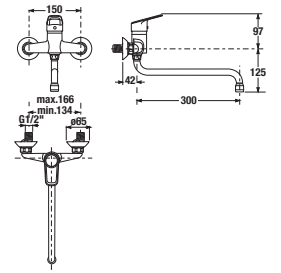


All faucets are tested for 70 000 cycles.

washbasin single-lever faucet, wall-mounted



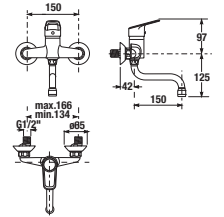
Article number	Description
3.1111.7.004.240.1	washbasin single-lever faucet, wall-mounted, spout 300 mm, chrome



washbasin single-lever faucet, wall-mounted



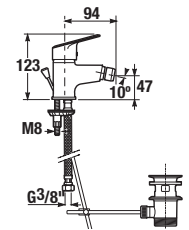
Article number	Description
3.1111.7.004.220.1	washbasin single-lever faucet, wall-mounted, spout 150 mm, chrome



bidet single-lever faucet, pedestal type



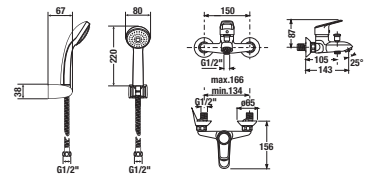
Article number	Description
3.4111.1.004.111.1	bidet single-lever faucet, pedestal type, with pop-up waste, chrome
3.4111.1.004.110.1	bidet single-lever faucet, pedestal type, without pop-up waste, chrome



bath/shower single-lever faucet, wall-mounted



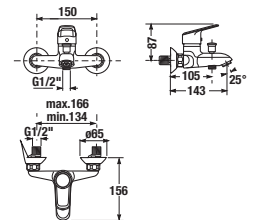
Article number	Description
3.2111.7.004.131.1	bath/shower single-lever faucet, wall-mounted, with shower accessories, chrome



bath/shower single-lever faucet, wall-mounted




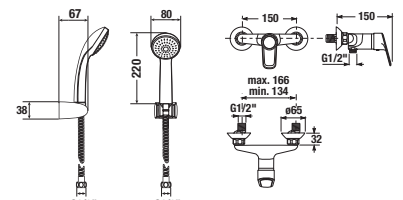
Article number	Description
3.2111.7.004.400.1	bath/shower single-lever faucet, wall-mounted, without shower accessories, chrome



shower single-lever faucet, wall-mounted



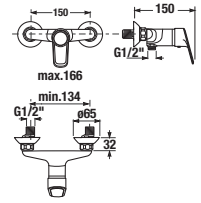
Article number	Description
3.3111.7.004.131.1	shower single-lever faucet, wall-mounted, with shower accessories, chrome



shower single-lever faucet, wall-mounted



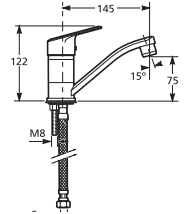
Article number	Description
3.311J.7.004.400.1	shower single-lever faucet, wall-mounted, without shower accessories, chrome



sink faucet, pedestal type



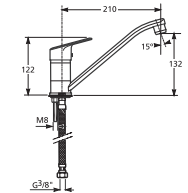
Article number	Description
3.511J.1.004.220.1	sink faucet, pedestal type, with swivel spout, 143 mm, chrome



sink faucet, pedestal type



Article number	Description
3.511J.1.004.230.1	sink faucet, pedestal type, with swivel spout, 210 mm, chrome

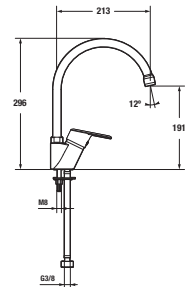


sink faucet, pedestal type



NEW

Article number	Description
3.511J.1.004.240.1	sink faucet, pedestal type, with high spout



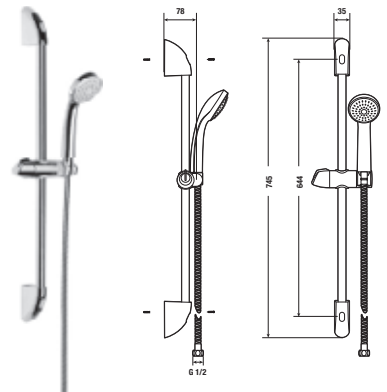
recommended shower sets Rio



Article number	Description
3.651R.0.004.100.1	shower set (hand shower, stainless steel shower hose, wall bracket), chrome
3.651R.0.004.371.1	shower set (hand shower, stainless steel shower hose, bar), chrome



SHOWER SET
Shower set includes a hand shower, a hose and a holder or a shower bar.



other faucets



Spare parts can be found on page 324.

WARRANTY
2 years on shower accessories.

WARRANTY
5 years years on cartridge and surface.

10 000 cycles
All faucets are tested for 70 000 cycles.



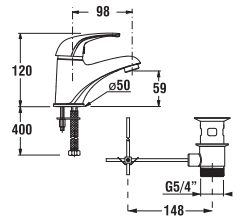
Benefits

- NEOPERL (Germany) aerators are made from a special material preventing scale deposition, thus avoiding difficult scrubbing.
- Dino series bathroom faucets feature high-quality Kerox (Hungary) ceramic cartridges with OPTIM ECO flow limiters.
- Tucai (Spain) stainless connecting hoses.
- Extended five-year warranty.

washbasin faucet



Article number	Description
3.1172.1.004.001.1	washbasin faucet with pop-up, chrome
3.1172.1.004.000.1	washbasin faucet without pop-up, chrome

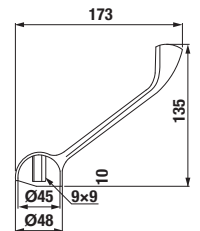


medical handle



NEW

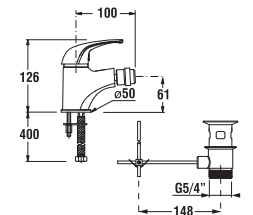
Article number	Description
3.9127.0.004.000.1	medical handle, chrome



bidet faucet



Article number	Description
3.4172.1.004.001.1	bidet faucet with pop-up, chrome



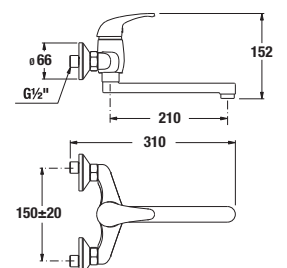
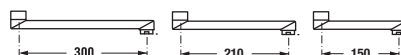
wall-mounted sink faucet



Article number	Description
3.5172.7.004.210.1	wall-mounted sink faucet, spout 210 mm, spacing 150 mm, chrome

Spare parts:

3.5127.0.004.200.1	straight spout 150 mm, chrome
3.9527.0.004.210.1	straight spout 210 mm, chrome
3.9527.0.004.220.1	straight spout 300 mm, chrome



WARRANTY
5 years years on
cartridge
and surface.

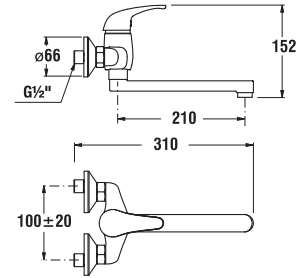
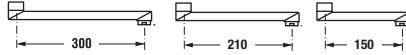


All faucets are tested
for 70 000 cycles.

wall-mounted sink faucet



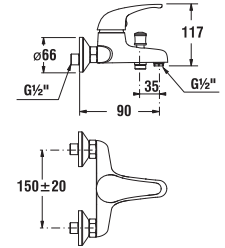
Article number	Description
3.5172.7.004.310.1	wall-mounted sink faucet, spout 210 mm, spacing 100 mm, chrome



bath/shower faucet without shower set



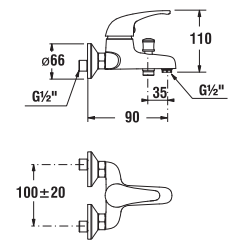
Article number	Description
3.2172.7.004.000.1	bath/shower faucet without shower set, spacing 150 mm, chrome



bath/shower faucet without shower set



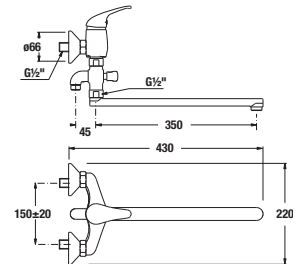
Article number	Description
3.2172.7.004.300.1	bath/shower faucet without shower set, spacing 100 mm, chrome



bath/shower faucets without shower set



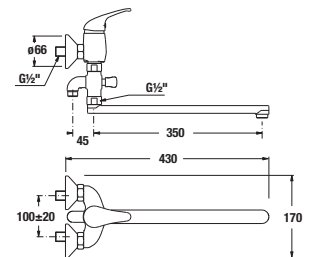
Article number	Description
3.2172.7.004.210.1	wall-mounted bath/shower mixer with swivel spout 350 mm, spacing 150 mm, chrome



bath/shower faucets without shower set



Article number	Description
3.2172.7.004.200.1	bath/shower wall mounted mixer with swivel spout 350 mm, spacing 100 mm, chrome



Spare parts can be found on page 324.



WARRANTY
5 years years on cartridge and surface.

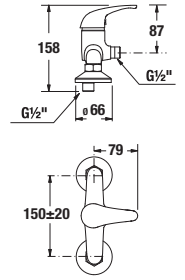


All faucets are tested for 70 000 cycles.

shower faucets without shower set



Article number	Description
3.3172.7.004.000.1	shower faucet without shower set, spacing 150 mm, chrome



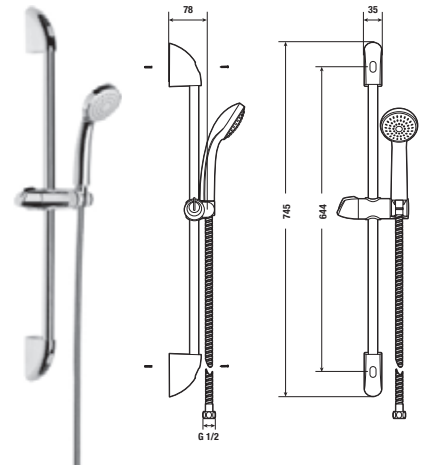
recommended shower sets Rio



Article number	Description
3.651R.0.004.100.1	shower set (hand shower, stainless steel shower hose, wall bracket), chrome
3.651R.0.004.371.1	shower set (hand shower, stainless steel shower hose, bar), chrome



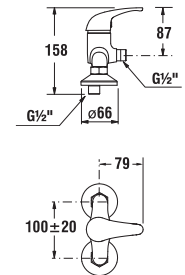
SHOWER SET
Shower set includes a hand shower, a hose and a holder or a shower bar.



shower faucets without shower set



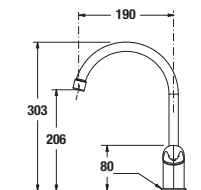
Article number	Description
3.3172.7.004.300.1	shower faucet without shower set, spacing 100 mm, chrome



sink faucet



Article number	Description
3.5172.1.004.230.1	sink faucet with rotary spout, chrome



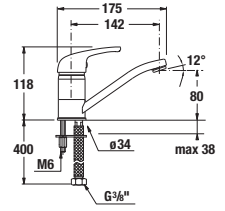
WARRANTY
5 years years on cartridge and surface.

10 000 cycles
All faucets are tested for 70 000 cycles.

sink faucet



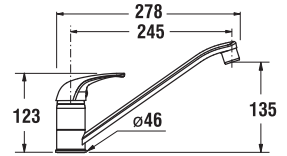
Article number	Description
3.1172.1.004.010.1	sink faucet with short rotary spout, chrome



sink faucet



Article number	Description
3.5172.1.004.200.1	sink faucet, chrome



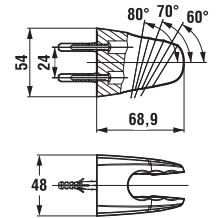
hand shower holder



Article number	Description
3.6527.0.004.000.1	Lyra hand shower holder, 3 positions, chrome



ADJUSTABLE HAND SHOWER HOLDER



shower hose



Article number	Description
3.6227.0.004.011.1	Lyra shower hose 1.7 m, brass with double-lock, chrome
3.6227.0.004.021.1	Lyra shower hose 2 m, brass with double-lock, chrome



ANTI TWIST
All shower hoses feature this anti-twist system, concealed in the hose cone.

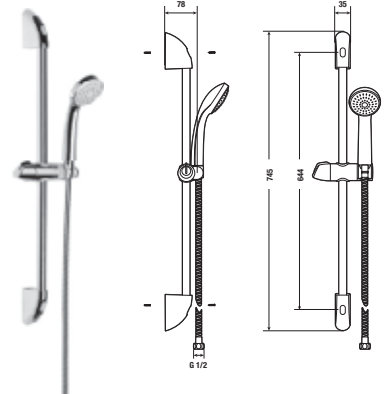
recommended shower sets Rio



Article number	Description
3.651R.0.004.100.1	shower set (hand shower, stainless steel shower hose, wall bracket), chrome
3.651R.0.004.371.1	shower set (hand shower, stainless steel shower hose, bar), chrome



SHOWER SET
Shower set includes a hand shower, a hose and a holder or a shower bar.



other faucets



Spare parts can be found on page 324.



WARRANTY
5 years years on cartridge and surface.



WARRANTY
2 years on shower accessories.



All faucets are tested for 70 000 cycles.



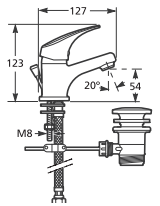
Benefits

- Extended five-year warranty.
- Broad range of faucet models.
- Quality ceramic cartridges.
- Certified quality connection hoses made of stainless steel.
- Broad range of shower accessories.

washbasin single-lever faucet



Article number	Description
3.111N.1.004.110.1	washbasin single-lever faucet without pop-up waste, chrome
3.111N.1.004.111.1	washbasin single-lever faucet with pop-up waste, chrome

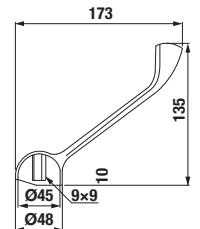


medical handle



NEW

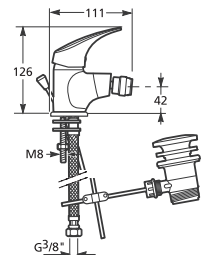
Article number	Description
3.9127.0.004.000.1	medical handle, chrome



bidet single-lever faucet



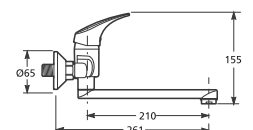
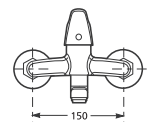
Article number	Description
3.411N.1.004.111.1	bidet single-lever faucet with pop-up waste, chrome
3.411N.1.004.110.1	bidet single-lever faucet without pop-up waste, chrome



washbasin single-lever faucet, wall-mounted



Article number	Description
3.111N.7.004.230.1	washbasin single-lever faucet, wall-mounted, spout 210 mm, chrome



WARRANTY
5 years years on cartridge and surface.

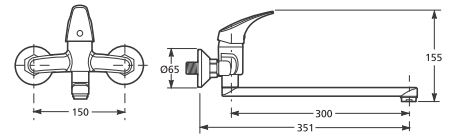


All faucets are tested for 70 000 cycles.

washbasin single-lever faucet, wall-mounted



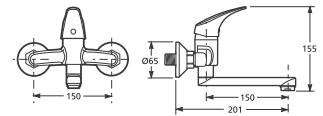
Article number	Description
3.111N.7.004.240.1	washbasin single-lever faucet, wall-mounted, spout 300 mm, chrome



washbasin single-lever faucet, wall-mounted



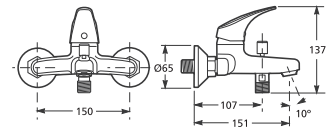
Article number	Description
3.111N.7.004.220.1	washbasin single-lever faucet, wall-mounted, spout 150 mm, chrome



bath/shower single-lever faucet



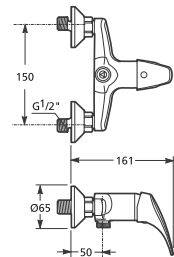
Article number	Description
3.211N.7.004.400.1	bath/shower single-lever faucet, without shower set, pitch 150 mm, chrome



shower single-lever faucet, without shower set



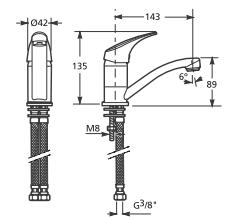
Article number	Description
3.311N.7.004.400.1	shower single-lever faucet, without shower set, pitch 150 mm, chrome



sink faucet, pedestal type



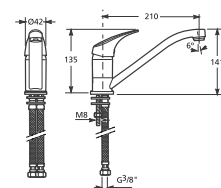
Article number	Description
3.511N.1.004.220.1	sink faucet, pedestal type, with swivel spout 143 mm, chrome



sink faucet, pedestal type



Article number	Description
3.511N.1.004.230.1	sink faucet, pedestal type, with swivel spout 210 mm, chrome



Spare parts can be found on page 324.



WARRANTY
5 years years on cartridge and surface.



All faucets are tested for 70 000 cycles.

Fair prices accessories RIO



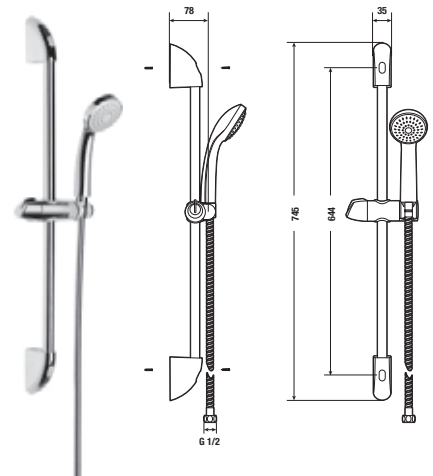
recommended shower sets Rio



Article number	Description
3.651R.0.004.100.1	shower set (hand shower, stainless steel shower hose, wall bracket), chrome
3.651R.0.004.371.1	shower set (hand shower, stainless steel shower hose, bar), chrome



SHOWER SET
Shower set includes a hand shower, a hose and a holder or a shower bar.



WARRANTY
5 years years on cartridge and surface.

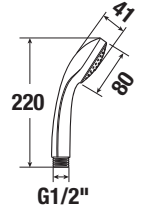


All faucets are tested for 70 000 cycles.

hand shower



Article number	Description
3.611R.0.004.001.1	hand shower, single function, chrome

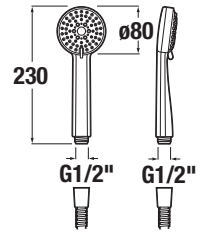


hand shower



NEW

Article number	Description
3.611R.2.004.331.1	hand shower, Ø 80 mm, 3 functions. Available in Q3 2015.



hand shower




3.611R.2.004.151.1

3.611R.2.004.351.1

NEW

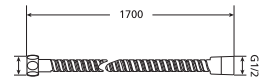
Article number	Description
3.611R.2.004.151.1	hand shower, Ø 100 mm, 1 function. Available in Q3 2015.
3.611R.2.004.351.1	hand shower, Ø 100 mm, 3 functions. Available in Q3 2015.



shower hose



Article number	Description
3.621R.0.004.270.1	shower hose, 1,7 m, chrome



other faucets



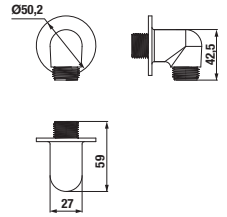
Spare parts can be found on page 321.

shower hose connection



NEW

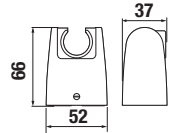
Article number	Description
3.631R.0.004.150.1	shower hose connection 1/2" Available in Q3 2015.



hand shower holder



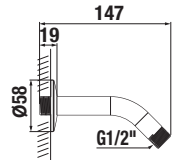
Article number	Description
3.691R.0.004.500.1	hand shower holder, 3 positions, chrome



shower arm



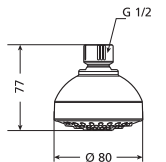
Article number	Description
3.661R.0.004.004.1	shower arm, chrome (to be ordered separately)



head shower



Article number	Description
3.671R.1.004.210.1	head shower, Ø 80 mm, 1 function, chrome

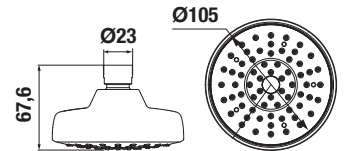


head shower

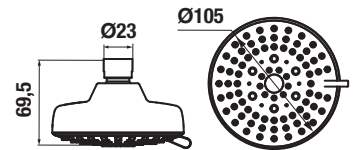


NEW

Article number	Description
3.671R.1.004.214.1	head shower, Ø 100 mm, 1 function. Available in Q3 2015.
3.671R.1.004.215.1	head shower, Ø 100 mm, 3 functions. Available in Q3 2015.



3.671R.1.004.214.1



3.671R.1.004.215.1

3.671R.1.004.214.1

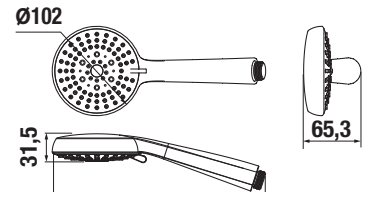
3.671R.1.004.215.1

recommended shower sets Rio



NEW

Article number	Description
3.651R.0.004.361.1	shower set (hand shower \varnothing 100mm, 1 function, hand shower holder, shower hose 1.7 m, metal). Available in Q3 2015.
3.651R.0.004.373.1	shower set (hand shower \varnothing 100mm, 3 different functions, hand shower holder, shower hose 1.7 m, metal). Available in Q3 2015.



bidet shower set



NEW

Article number	Description
3.651R.0.004.112.1	Bidet handshower with stop valve, wall bracket fixed, metal shower hose 1,2 m

washbasin outlet



NEW

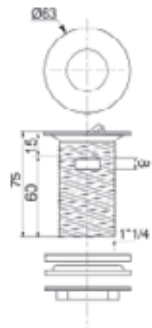
Article number	Description
3.7018.9.004.103.1	washbasin rotary outlet, anti-vandal, 5/4" - 75 mm



illustration foto



illustration foto



other faucets



Benefits

- top-level hygiene
- simple and comfortable use, designed not only for public areas, but also for households.
- intelligent electronics with automatic setup depending on ambient conditions - Auto Sensor.
- safe choice for health organisations to increase protection against dangerous legionella bacteria.
- water and power savings - flow rate of 6 l/min, Neoperl aerators (Germany)
- safety water-off feature after 5 minutes
- turns on water immediately as soon as hands enter the scanned zone, up to 30 cm from the sensor.
- turns off water automatically as soon as hands are removed from the zone (with delay from 0.25 to 7.75 s depending on the setup)
- supports delay set-up for water turn-off function and sensor off function by means of the remote control (product number 8.9407.8.000.000.1)
- two power supply options – 24V DC mains or 6V battery (4x AA battery 1.5V)
- battery status monitoring for the battery-supplied version.
- 5-year warranty

Sensor-control faucets contribute to water savings significantly. The sensing zone with water off function from 0.25 to less than 8 seconds upon removing one's hands from the sensor's effective range makes sure that your money is not drained uselessly.

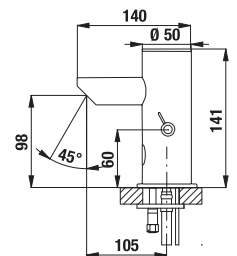
electronic washbasin faucet **SENSOR Inox**



Article number	Description
3.141T.2.003.322.1	electronic washbasin faucet with temperature control, without automatic outlet, flow rate of 6 l/min, 2x corner valve with a filter, for 24V DC power supply (to be ordered separately depending on the number of faucets connected), stainless steel
3.141T.2.003.321.1	electronic washbasin faucet with temperature control, without automatic outlet, flow rate of 6 l/min, 2x corner valve with a filter, powered by 4x1.5V alkaline batteries, 2700 mAh, stainless steel

Optional:

8.9507.1.000.000.1	24V DC power supply for up to 2 sensor-controlled faucets
8.9507.2.000.000.1	24V DC power supply for up to 4 sensor-controlled faucets
8.9407.8.000.000.1	universal remote control



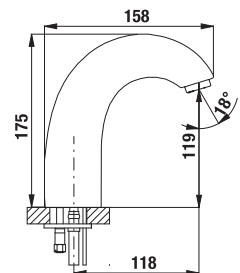
electronic washbasin faucet **SENSOR**



Article number	Description
3.151T.2.004.322.1	electronic washbasin faucet without automatic outlet, flow rate of 6 l/min, 2x corner valve with a filter, for 24V DC power supply (to be ordered separately depending on the number of faucets connected), chrome-plated
3.151T.2.004.321.1	electronic washbasin faucet without automatic outlet, flow rate of 6 l/min, 2x corner valve with a filter, powered by 4 x 1.5V alkaline batteries, 2700 mAh, chrome-plated

Optional:

8.9507.1.000.000.1	24V DC power supply for up to 2 sensor-controlled faucets
8.9507.2.000.000.1	24V DC power supply for up to 4 sensor-controlled faucets
8.9407.8.000.000.1	universal remote control



SENSOR
Sensor faucets:
Sensor and Sensor Inox.



6 l/min
Water flow rate of 6 l/min.



WARRANTY
5 years (surface).

BATHTUBS AND SHOWER TRAYS



other bathtubs and shower trays

Stable shape, resistance to temperature variations, durable use, easy cleaning and favourable prices - these are the main benefits of anatomically shaped bathtubs and shower trays made of sturdy enamelled steel. Jika product range also includes other materials, such as ceramics and poured marble. You should namely pay attention to our new Padana shower trays.



Stable shape, resistance to temperature variations, long-lasting use, easy cleaning and favourable prices - these are the main benefits of anatomically shaped JIKA bathtubs and shower trays made of sturdy enamelled steel. By their unconventional installation in your bathroom you can create truly luxurious space.

Benefits

- enamelled steel bathtubs are hygienic, resistant to acids, scratches, impacts and abrasion. Resistant to discoloration and shape deformations.
- they offer the clear benefit of unlimited life (subject to proper maintenance).
- Jika steel bathtubs are made from steel sheets with the thickness of 1.5 to 1.8 mm or 2.5 to 2.8 mm. Upon forming the bathtub shape in a special press, three layers of enamel are applied. Each enamel layer is then subject to heat treatment in a kiln.

Antislip

Antislip surface layer is applied upon enamelling and then subject to firing - which makes it merge perfectly with the surface structure.

The layer offers high stability and it is also easy to clean and resistant both to acids and abrasion. Antislip is tested according to German industrial norm DIN 51097 and it provides extraordinary antislip properties.



Headrests are available in two colours: light and dark grey.
2.9498.0.088.000.1



Headrests made of polyurethane for your perfect comfort in the bathroom.
2.9498.0.087.000.1



You will never slip in your bathtub thanks to the antislip treatment.



Practical and robust chromed handles for getting in and out of your bathtub easily.



bathtub Praga



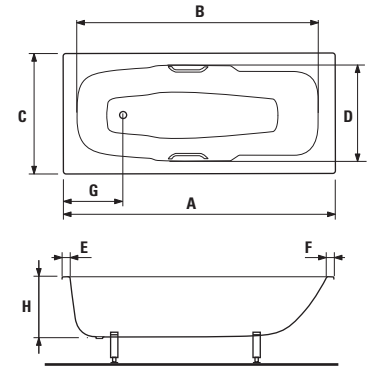
Article number	Description	Capacity
2.3437.2.000.000.1	Praga 1700 mm, with handles	210 l
2.3438.2.000.000.1	Praga 1800 mm, with handles	210 l

Spare parts:

2.9401.3.000.000.1	metal feet for PRAGA
2.9481.5.004.000.1	automatic overflow including siphon 40/50 mm, length 550 mm, plastic body of overflow
2.9481.6.004.000.1	automatic overflow including siphon 40/50 mm, length 550 mm, plastic body of overflow
2.9481.7.004.000.1	automatic overflow with inlet, including siphon 40/50 mm, length 550 mm, plastic body of overflow
2.9481.8.004.000.1	automatic overflow with inlet, including siphon 40/50 mm, length 550 mm, brass body of overflow

For pictures and technical charts of bathtub outlets please see page 61 (Cubito bathtubs).

	A	B	C	D	E	F	G	H
2.3437.2	1700	1335	800	670	80	65	285	410
2.3438.2	1800	1335	800	670	130	115	320	410



For Praga steel bathtubs, we recommend to use one- or two-piece bath screens Cubito.

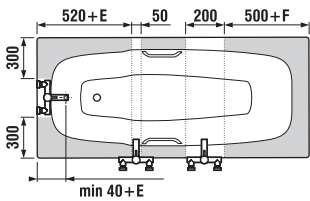


These areas are recommended for placing a bathtub outlet or a bathtub mixer outlet.



Areas shown in this colour that are not recommended for placing a bathtub outlet or a bathtub mixer outlet.

E, F = edge width of bathtub



bathtub Alma



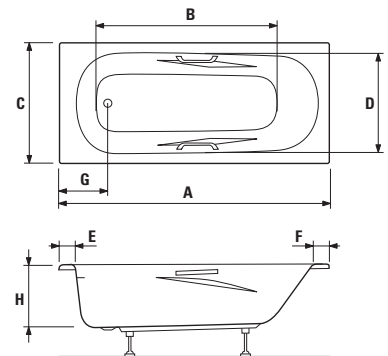
Article number	Description	Capacity
2.3426.2.yyy.000.1	Alma 1600 mm, with handles	170 l
2.3427.2.yyy.000.1	Alma 1700 mm, with handles	180 l

Optional:

2.9401.2.000.000.1	metal feed for Alma, Tanza plus, Tanza a Riga
2.9481.5.004.000.1	automatic overflow including siphon 40/50 mm, length 550 mm, plastic body of overflow
2.9481.6.004.000.1	automatic overflow including siphon 40/50 mm, length 550 mm, plastic body of overflow
2.9481.7.004.000.1	automatic overflow with inlet, including siphon 40/50 mm, length 550 mm, plastic body of overflow
2.9481.8.004.000.1	automatic overflow with inlet, including siphon 40/50 mm, length 550 mm, brass body of overflow

For pictures and technical charts of bathtub outlets please see page 61 (Cubito bathtubs).

	A	B	C	D	E	F	G	H
2.3426.2	1600	1120	750	620	108	75	310	395
2.3427.2	1700	1220	750	620	108	75	310	395



For Alma steel bathtubs, we recommend to use one- or two-piece bath screens Cubito.

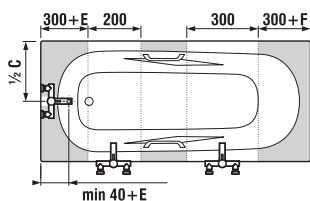


These areas are recommended for placing a bathtub outlet or a bathtub mixer outlet.



Areas shown in this colour that are not recommended for placing a bathtub outlet or a bathtub mixer outlet.

E, F = edge width of bathtub



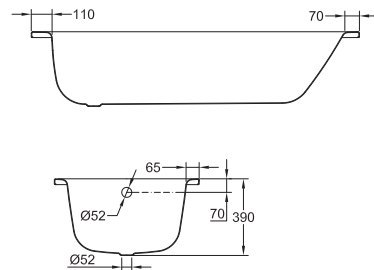
Spare parts can be found on page 323.

bathtub Tanza plus / Tanza



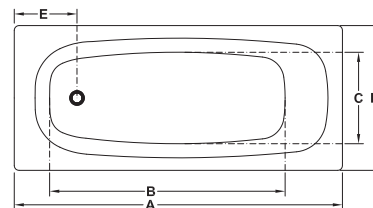
TANZA plus

Article number	Description	Capacity
2.2520.1.000.000.1	Tanza plus 150 × 70 cm	165 l
2.2519.1.000.000.1	Tanza plus 160 × 70 cm	180 l
2.2518.1.000.000.1	Tanza plus 170 × 70 cm	195 l
2.2523.1.000.000.1	Tanza plus 160 × 75 cm	200 l
2.2522.1.000.000.1	Tanza plus 170 × 75 cm	210 l



TANZA

Article number	Description	Capacity
2.2521.0.000.000.1	Tanza 140 × 70 cm	155 l
2.2520.0.000.000.1	Tanza 150 × 70 cm	165 l
2.2519.0.000.000.1	Tanza 160 × 70 cm	180 l
2.2518.0.000.000.1	Tanza 170 × 70 cm	195 l
2.2523.0.000.000.1	Tanza 160 × 75 cm	200 l
2.2522.0.000.000.1	Tanza 170 × 75 cm	210 l



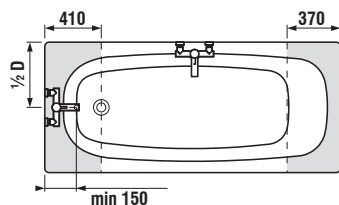
Optional:

2.9401.2.000.000.1	metal feet for Alma, Tanza Plus, Tanza a Riga
2.9481.5.004.000.1	automatic overflow including siphon 40/50 mm, length 550 mm, plastic body of overflow
2.9481.6.004.000.1	automatic overflow including siphon 40/50 mm, length 550 mm, plastic body of overflow
2.9481.7.004.000.1	automatic overflow with inlet, including siphon 40/50 mm, length 550 mm, plastic body of overflow
2.9481.8.004.000.1	automatic overflow with inlet, including siphon 40/50 mm, length 550 mm, brass body of overflow

For pictures and technical charts of bathtub outlets please see page 61 (Cubito bathtubs).

	A	B	C	D	E	F
2.2521.0	1400	960	460	700	310	390
2.2520.0, 2.2520.1	1500	1060	460	700	310	390
2.2519.0, 2.2519.1	1600	1160	460	700	310	390
2.2518.0, 2.2518.1	1700	1260	460	700	310	390
2.2523.0, 2.2523.1	1600	1160	560	750	325	390
2.2522.0, 2.2522.1	1700	1260	560	750	325	390

For Tanza/Tanza plus steel bathtubs, we recommend to use one- or two-piece bath screens Cubito.



These areas are recommended for placing a bathtub outlet or a bathtub mixer outlet.

Areas shown in this colour that are not recommended for placing a bathtub outlet or a bathtub mixer outlet.

E, F = edge width of bathtub

Height of steel bathtubs JIKA with feet

Bathtub	Height of feet		Height of bathtub	
	min.	max.		
PRAGA	180	195	590–605	
ALMA	170	185	560–575	
RIGA	170	185	RIGA 2–4	545–560 RIGA 5–7 560–575
RIGA 105	155	175	530–550	
TANZA	170	185	555–570	



Spare parts can be found on page 323.

bathtub Riga



Article number	Description	Capacity
2.3402.0.000.000.1	Riga 1200 mm	140 l
2.3403.0.000.000.1	Riga 1300 mm	150 l
2.3404.0.000.000.1	Riga 1400 mm	160 l
2.3405.0.000.000.1	Riga 1500 mm	170 l
2.3406.0.000.000.1	Riga 1600 mm	180 l
2.3407.0.000.000.1	Riga 1700 mm	190 l

Optional:

2.9401.2.000.000.1	metal feet for Alma, Tanza Plus, Tanza a Riga
2.9481.5.004.000.1	automatic overflow including siphon 40/50 mm, length 550 mm, plastic body of overflow
2.9481.6.004.000.1	automatic overflow including siphon 40/50 mm, length 550 mm, plastic body of overflow
2.9481.7.004.000.1	automatic overflow with inlet, including siphon 40/50 mm, length 550 mm, plastic body of overflow
2.9481.8.004.000.1	automatic overflow with inlet, including siphon 40/50 mm, length 550 mm, brass body of overflow

For pictures and technical charts of bathtub outlets please see page 61 (Cubito bathtubs).

	A	B	C	D	E	F	G	H
2.3402.0	1200	805	700	570	70	65	285	385
2.3403.0	1300	905	700	570	70	65	285	385
2.3404.0	1400	1005	700	570	70	65	285	385
2.3405.0	1500	1105	700	570	70	65	285	385
2.3406.0	1600	1205	700	570	70	65	285	385
2.3407.0	1700	1305	700	570	70	65	285	385

Steel bathtubs Riga cannot be combined with Cubito screens.

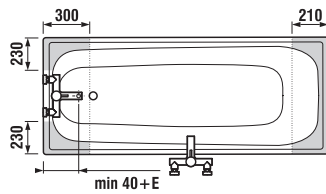
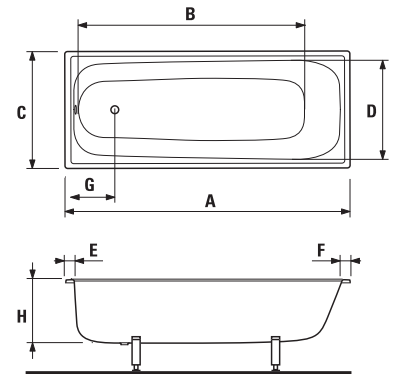


These areas are recommended for placing a bathtub outlet or a bathtub mixer outlet.



Areas shown in this colour that are not recommended for placing a bathtub outlet or a bathtub mixer outlet.

E, F = edge width of bathtub



bathtub Riga mini



Article number	Description	Capacity
2.3400.0.000.000.1	Riga mini 1 050 mm, sedacia vaňa	120 l

Objednat' zvlášť:

2.9400.0.000.000.1	metal feet for Alma, Tanza Plus, Tanza a Riga
2.9481.5.004.000.1	automatic overflow including siphon 40/50 mm, length 550 mm, plastic body of overflow
2.9481.6.004.000.1	automatic overflow including siphon 40/50 mm, length 550 mm, plastic body of overflow
2.9481.7.004.000.1	automatic overflow with inlet, including siphon 40/50 mm, length 550 mm, plastic body of overflow
2.9481.8.004.000.1	automatic overflow with inlet, including siphon 40/50 mm, length 550 mm, brass body of overflow

For pictures and technical charts of bathtub outlets please see page 61 (Cubito bathtubs).

	A	B	C	D	E	F	G	H
2.3400.0	1050	525	700	570	70	65	285	375

Steel bathtubs Riga cannot be combined with Cubito screens.

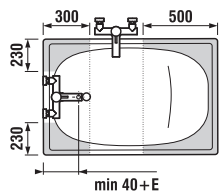
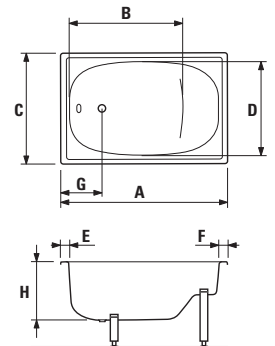


These areas are recommended for placing a bathtub outlet or a bathtub mixer outlet.



Areas shown in this colour that are not recommended for placing a bathtub outlet or a bathtub mixer outlet.

E, F = edge width of bathtub



accessories



2.9410.2



2.9401.3



2.9400.0



2.9401.2

Article number	Description
2.9410.2.000.000.1	spare handles – 2 pieces (chrome-plated) for Praga, Alma bathtubs, span 232 mm
2.9400.0.000.000.1	adjustable metal feet – 2 pcs Riga mini
2.9401.2.000.000.1	adjustable metal feet – 2 pcs Alma, Tanza Plus, Tanza and Riga
2.9401.3.000.000.1	adjustable metal feet – 2 pcs Praga
2.9481.5.004.000.1	automatic overflow including siphon 40/50 mm, length 550 mm, plastic body of overflow
2.9481.7.004.000.1	automatic overflow with inlet, including siphon 40/50 mm, length 550 mm, brass body of overflow

Maximum load-carrying capacity for all types of bathtub feet (both plastic and iron) equals to bathtub volume plus 200 kg. Nevertheless, according to EN 14516 standard, sufficient bathtub feet carrying capacity equals to bathtub volume plus 100 kg.



In today's overly technical world people are returning to traditional natural materials more and more often. For them they represent a guarantee of quality tested by many generations. Natural materials are not only beautiful but also pleasant and close to man. Therefore JIKA brand placed Ravenna ceramic shower trays in its offer. Absolutely constant shape, scratch resistance, easy maintenance and unlimited lifetime are the features which everyone who likes nice high-quality things. In case you are looking for truly durable and stable material, you should look for ceramic trays.

Benefits

- Extended **10-year** warranty
- Antislip shower finish
- Resistant to temperature variations and scratch-proof
- A combination with JIKA shower enclosures and doors is recommended (Cubito, Cubito pure, Mio, Lyra plus).
- High strength and impact resistance



ANTISLIP

You will never slip in your shower tray thanks to the special anti-slip treatment.



100% recyclable product

Sanitary ware is 100% recyclable; granulated material can be returned to the manufacturing process, or it can be employed in other fields of industry.



WARRANTY
Ceramic products.



Ceramic shower trays

Modern Ravenna shower trays made of sanitary ceramics nicely fit to any bathroom. Similarly to all JIKA ceramic products, durable use is guaranteed.

Ravenna ceramic square shower tray, height 110 mm

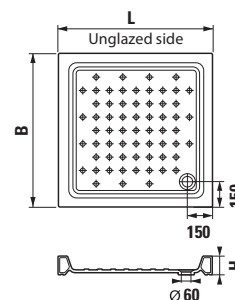


Article number	Description
8.5208.1.000.000.1	square shower tray 800 × 800 mm
8.5209.1.000.000.1	square shower tray 900 × 900 mm

Optional:

2.9498.3.000.000.1	siphon for ceramic shower trays, stainless cover with JIKA logo; flow rate 33 l/min
8.9910.3.000.000.1	dilatation stripe

	L	B	H
8.5208.1	800	800	110
8.5209.1	900	900	110



Ravenna ceramic rectangular shower tray, height 110 mm

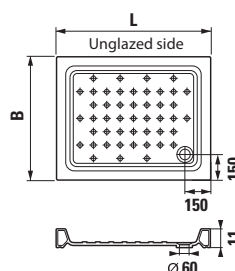


Article number	Description
8.5213.1.000.000.1	rectangular shower tray 720 × 900 mm

Optional:

2.9498.3.000.000.1	siphon for ceramic shower trays, stainless cover with JIKA logo; flow rate 33 l/min
8.9910.3.000.000.1	dilatation stripe

	L	B	H
8.5213.1	900	720	110



Ravenna ceramic rectangular shower tray, height 110 mm



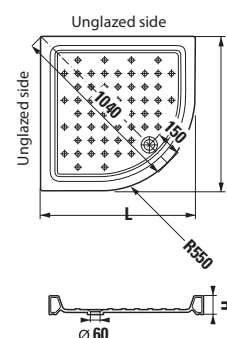
Article number	Description
8.5208.6.000.000.1	corner shower tray 800 × 800 mm, radius 550 mm
8.5209.6.000.000.1	corner shower tray 900 × 900 mm, radius 550 mm

Optional:

2.9498.3.000.000.1	siphon for ceramic shower trays, stainless cover with JIKA logo; flow rate 33 l/min.
8.9910.3.000.000.1	dilatation stripe

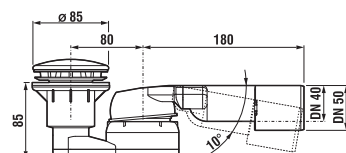
	L	B	H
8.5208.6	800	800	110
8.5209.6	900	900	110

Square shower trays Ravenna are recommended in combination with the Cubito pure, Mio and Lyra plus shower enclosures.



accessories

Accessories	Description
2.9498.3.000.000.1	siphon for ceramic shower trays, stainless cover with JIKA logo; flow rate 33 l/min.



Spare parts can be found on page 323.

shower trays / ceramic

Ravenna ceramic square shower tray, height only 80 mm

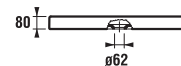
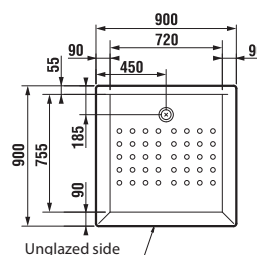
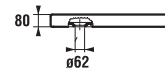
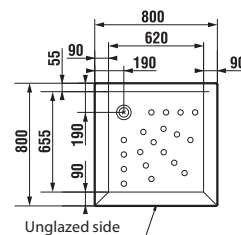


Article number	Description
2.1208.0.000.020.1	square shower tray, 800 × 800 mm
2.1209.0.000.020.1	square shower tray, 900 × 900 mm

Optional:

2.9498.3.000.000.1	siphon for ceramic shower trays, stainless cover with JIKA logo; flow rate 33 l/min.
8.9910.3.000.000.1	dilatation stripe

	L	B	H
2.1208.0.000.020.1	800	800	80
2.1209.0.000.020.1	900	900	80



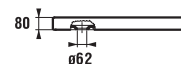
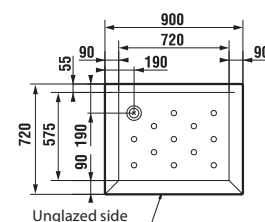
Neo-Ravenna ceramic rectangular shower tray, height only 80 mm



Article number	Description
2.1213.0.000.020.1	rectangular shower tray, 900 × 720 mm

Optional:

2.9498.3.000.000.1	siphon for ceramic shower trays, stainless cover with JIKA logo; flow rate 33 l/min.
8.9910.3.000.000.1	dilatation stripe



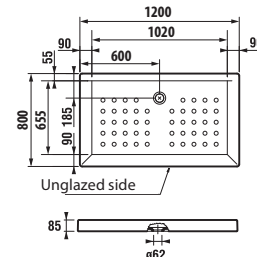
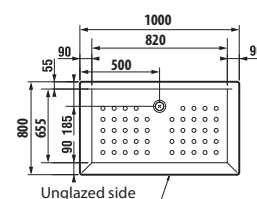
Neo-Ravenna ceramic rectangular shower tray, height only 85 mm



Article number	Description
2.1215.3.000.020.1	rectangular shower tray, 1000 × 800 mm
2.1216.0.000.020.1	rectangular shower tray, 1200 × 800 mm

Optional:

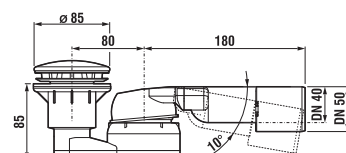
2.9498.3.000.000.1	siphon for ceramic shower trays, stainless cover with JIKA logo; flow rate 33 l/min.
8.9910.3.000.000.1	dilatation stripe



accessories

Accessories

2.9498.3.000.000.1	siphon for ceramic shower trays, stainless cover with JIKA logo; flow rate 33 l/min.
--------------------	--



Spare parts can be found on page 323.



The range of Jika shower trays newly includes Padana shower trays made from poured marble. Lime stone, the main product component, in combination with resins forms quite an unique material. Combined with their minimalist design, Padana shower trays become the highlight of any bathroom.

Benefits

- Shower tray's smooth surfaces guarantee perfectly hygienic environment.
- Poured marble material is easy to clean and maintain.
- Shower trays are highly resistant, ensuring durable service for any bathroom.
- Thanks to their resistance to UV radiation, Padana shower trays will keep their brightness for a long time.
- Shower tray height is merely 3 cm, making it look very subtle and graceful.

shower tray Padana, gel coat, rectangular

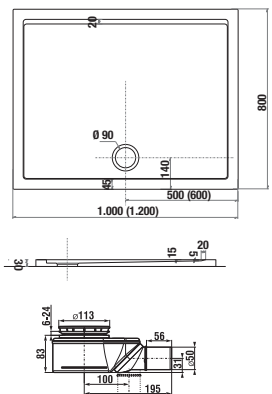


Article number	Description
2.1193.4.000.000.1	rectangular shower tray, 1000 × 800 mm
2.1193.5.000.000.1	rectangular shower tray, 1200 × 800 mm

Padana shower trays are suitable for floor-level integration.

Padana trays are shallow; therefore we recommend 2.9423.0, siphon with increased flow rate of 54 l/min.

Optional:	Description
2.9423.0.000.000.1	siphon for shower trays, ∅ 90 mm, stainless cover ∅ 113 mm, flow rate of 54 l/min, including mounting fixtures



bathtubs
and shower
trays



Spare parts can be found on page 323.



shower tray Padana, gel coat, square



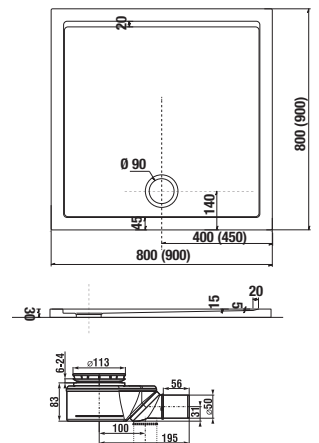
Article number	Description
2.1193.1.000.000.1	rectangular shower tray, 800 × 800 mm
2.1193.2.000.000.1	rectangular shower tray, 900 × 900 mm

Padana shower trays are suitable for floor-level integration.

Padana trays are shallow; therefore we recommend 2.9423.0, siphon with increased flow rate of 54 l/min.

Optional:

2.9423.0.000.000.1	siphon for shower trays, \varnothing 90 mm, stainless cover \varnothing 113 mm, flow rate of 54 l/min, including mounting fixtures
--------------------	--



shower tray Padana, gel coat, quarter circle



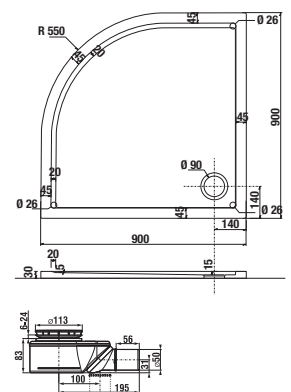
Article number	Description
2.1193.3.000.000.1	quarter circle shower tray, 900 × 900 mm, radius 550 mm

Padana shower trays are suitable for floor-level integration.

Padana trays are shallow; therefore we recommend 2.9423.0, siphon with increased flow rate of 54 l/min.

Optional:

2.9423.0.000.000.1	siphon for shower trays, \varnothing 90 mm, stainless cover \varnothing 113 mm, flow rate of 54 l/min, including mounting fixtures
--------------------	--



Spare parts can be found on page 323.



Benefits

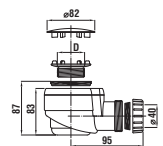
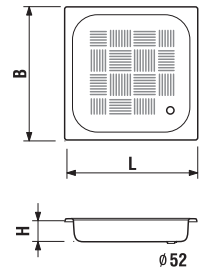
- enamelled shower trays are hygienic, resistant to acids, scratches, impacts and abrasion.
- steel trays keep their extremely stable shape.



steel shower trays Sofia



Article number	Description	Antislip yyy:011	
2.1407.0.000.000.1	square shower tray 700 mm		
2.1408.0.000.yyy.1	square shower tray 800 mm	x	
2.1409.0.000.yyy.1	square shower tray 900 mm	x	
	L	B	H
2.1407.0	700	700	135
2.1408.0	800	800	145
2.1409.0	900	900	145
Optional:			
2.9482.4.000.000.1	siphon for shower trays 50/40 mm, stainless steel cover with JIKA logo; flowrate of 39 l/min.		
2.9555.6.000.000.1	feet for shower trays		



- ● ● ● ● **ANTISLIP**
- ● ● ● ● You will never slip in your shower tray thanks to the special Antislip treatment.



Square shower trays Sofia are recommended in combination with the shower enclosures and doors Cubito pure, and with the shower enclosures Lyra plus.



Spare parts can be found on page 323.

CONCEALED MODULES



concealed modules

Are you fighting for every inch in your bathroom space? Concealed installation systems by Jika can provide a solution. They provide an elegant solution for small rooms; in addition, when combined with modern built-in components, they can bring significant water savings.

JIKA push-button PL8



white
8.9364.6.000.000.1



chrome-plated glossy
8.9364.6.004.000.1



chrome-plated matte
8.9364.6.007.000.1

JIKA push-button PL9



white
8.9367.6.000.000.1



chrome-plated glossy
8.9367.6.004.000.1



chrome-plated matte
8.9367.6.007.000.1

JIKA push-button PL3



white
8.9365.8.000.000.1



white
8.9366.2.000.000.1



chrome-plated glossy
8.9365.9.004.000.1



chrome-plated glossy
8.9366.3.004.000.1



chrome-plated matte
8.9366.0.007.000.1



chrome-plated matte
8.9366.4.007.000.1




Antivandal –
stainless steel
8.9366.5.000.000.1



white
8.9370.8.000.000.1
automatic push-button
PL3 with infrared sensor

push-buttons for concealed modules



PL8 push-button

Article number	Description
8.9364.6.000.000.1	PL8 Dual Flush push-button, white colour, green ring
8.9364.6.004.000.1	PL8 Dual Flush push-button, glossy chrome, matte ring
8.9364.6.007.000.1	PL8 Dual Flush push-button, matte chrome, glossy ring

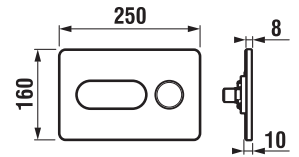

Spare parts:

8.9964.6.000.000.1	green ring for PL8 flushing push-button PL8 8.9364.6, packed in a plastic bag, spare part
8.9964.6.004.000.1	glossy chrome ring for PL8 flushing push-button PL8 8.9364.6, packed in a plastic bag, spare part
8.9964.6.007.000.1	matte chrome ring for PL8 flushing push-button PL8 8.9364.6, packed in a plastic bag, spare part

Push-button rings can be replaced easily as you wish.

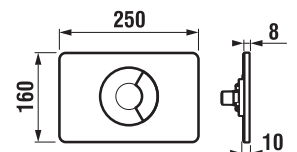
Water-saving solution - no matter how the toilet is flushed, water is always saved:

- **Dual Flush – small or big flush as necessary.**




PL9 push-button

Article number	Description
8.9367.6.000.000.1	PL9 Dual Flush push-button, white colour
8.9367.6.004.000.1	PL9 Dual Flush push-button, glossy chrome
8.9367.6.007.000.1	PL9 Dual Flush push-button, matte chrome



Flushing push-buttons by Roca are compatible with JIKA concealed modules.

push-buttons for concealed modules

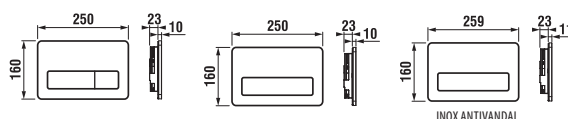


PL3 push-button

Article number	Description
8.9365.8.000.000.1	PL3 push-button Single Flush, white
8.9365.9.004.000.1	PL3 push-button Single Flush, chrome-plated glossy
8.9366.0.007.000.1	PL3 push-button Single Flush, chrome-plated matte
8.9366.2.000.000.1	PL3 push-button Dual Flush, white
8.9366.3.004.000.1	PL3 push-button Dual Flush, chrome-plated glossy
8.9366.4.007.000.1	PL3 push-button Dual Flush, chrome-plated matte
8.9366.5.000.000.1	PL3 push-button Single Flush Inox Antivandal, stainless steel

Double solution of water saving:

- **Single Flush** – always will be flushed the same amount of water that can be set for example to 4,5 liters for closets which are certified for this volume.
- **Dual Flush** – small or big flush as necessary.



Single Flush, white



Dual Flush, white



Single Flush, chrome-plated glossy



Dual Flush, chrome-plated glossy



Single Flush, chrome-plated matte



Dual Flush, chrome-plated matte



Single Flush Inox Antivandal – stainless steel

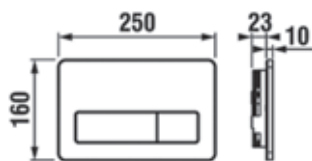


PL3 automatic push-button with infrared sensor

Article number	Description
8.9370.8.000.000.1	<p>Push plate PL3 Single Flush with infrared sensor, white</p> <ul style="list-style-type: none"> - White colour. - This push-button can only be used with concealed modules featuring the installation depth of 13 cm. - With infrared sensor. - Operating voltage: 24V DC. - Power input: 50 W. - Single flush 6l. - Infrared sensor reacts on a person in front of the push plate/WC during the time longer than 7,5 s in distance up to 0,7 m. - The automatical flushing is activated 2 s after leaving of sensed zone. - Automatical hygiene flushing after each 8 flushes (in accordance with EU hygiene norms). - Automatical hygiene flushing after 24 hours from the last flush. - There is integrated electronic, stainless steel holder of electromagnet and electromagnet included in the delivery. - Customer has a possibility of an additional manual flush by the larger push-button (f.e. during the cleaning or blackout). - Function switch On/Off inside. - It is not possible to offer the infrared electronic item as a spare part. - This complex component requires precise mountage. Replacement only piece by piece. - 1 power supply 8.9507.2 for 2 push buttons (2 flushing push buttons 8.9370.8 can be connected to a single power supply)



Single Flush, white, infrared sensor



Flushing push-buttons by Roca are compatible with JIKA concealed modules.



Spare parts can be found on page 325.

concealed modules

Advanced solution for saving water while flushing



Benefits of concealed modules Jika

- Great quality and technology of concealed modules under traditional brand
- Modern push buttons in new design
- Easy installation and service
- Massive steel frames – WC and bidet stability tested for 400 kg load
- Extended 5-year guarantee, free service and support at the customer's within 5 days
- Special ANTIVANDAL push button for public spaces
- Special module for bathrooms in concrete panel buildings
- Silent working
- Easy installation
- Quality materials, reliable design of mechanical parts, reliable water pipes
- The most silent inlet valve on the market, each piece tested for 10-bar load, rapid filling
- Plastic and silicone gaskets resistant to rotting
- Up-to-date push-button design, smooth and silent operation
- Extensible frames to accommodate a panel set and an assembly frame for auxiliary handles
- Broad choice of spare parts in stock
- Easy service accessibility, parts easily replaceable



WARRANTY
10 years
for steel frame.



400 kg
Weight capacity 400 kg
guaranteed.

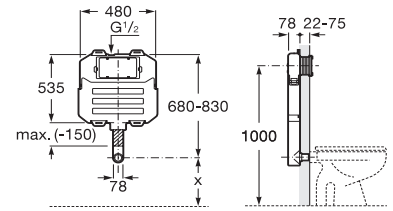
concealed modules with installation depth of 8 cm

BASIC TANK SYSTEM COMPACT module for floorstanding closets

NEW



Article number	Description
8.9465.0.000.000.1	<p>BASIC TANK SYSTEM COMPACT for floorstanding closets,</p> <ul style="list-style-type: none"> - depth 8 cm - wall-mounting and masonry casing required - frame suitable for floorstanding WCs - reduced depth, cistern volume maintained - anti-dew insulated cistern - simple wall-mounting - silent inlet valve - replaceable push-buttons - flush options: 2/4 l, 3/4, 5 l a 3/6 l - insulated elbow, protects from dew formation at the module and water pipes

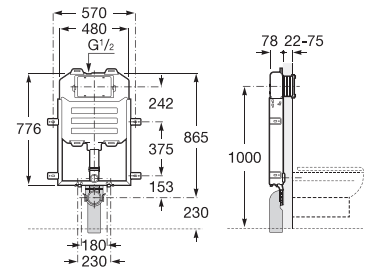


BASIC WC SYSTEM COMPACT module for wallhung closets

NEW



Article number	Description
8.9465.1.000.000.1	<p>BASIC WC SYSTEM COMPACT for wallhung closets</p> <ul style="list-style-type: none"> - depth 8 cm - wall-mounting and masonry casing required - simple wall-mounting - anti-dew insulated cistern - frame suitable for walling in - silent inlet valve - replaceable push-buttons - flush options: 2/4 l, 3/4, 5 l a 3/6 l - insulated elbow, protects from dew formation at the module and water pipes - structure load-carrying capacity of 400 kg - DN 90/110 drain elbow

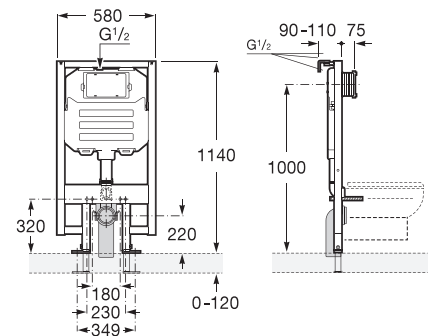


WC SYSTEM COMPACT module for wallhung closets

NEW



Article number	Description
8.9465.2.000.000.1	<p>WC SYSTEM COMPACT for wallhung closets with monoblock steel frame</p> <ul style="list-style-type: none"> - depth 8 cm - back-wall installation - pre-drilled holes in the frame, suitable for plasterboard structure installation - frame suitable for installation into a plasterboard structure - anti-dew insulated cistern - two optional pitches for WC installation - structure load-carrying capacity of 400 kg - massive self-supporting steel frame - silent inlet valve - replaceable push-buttons - flush options: 2/4 l, 3/4, 5 l a 3/6 l - insulated elbow, protects from dew formation at the module and water pipes - DN 90/110 drain elbow - floor installation, adjustable height



Spare parts can be found on page 325.

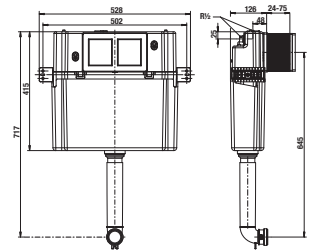
concealed modules with installation depth of 13 cm

BASIC TANK SYSTEM module for floorstanding closets



Article number	Description
8.9565.0.000.000.1	BASIC TANK SYSTEM COMPACT for floorstanding closets, - wall-mounting and masonry casing required - frame suitable for floorstanding WCs - anti-dew insulated cistern - simple wall-mounting - silent inlet valve - replaceable push-buttons - flush options: 2/4 l, 3/4,5 l a 3/6 l - Insulated elbow, protects from dew formation at the module and water pipes

The most economical and also the simplest wall-mounted module by JIKA, for freestanding WCs.

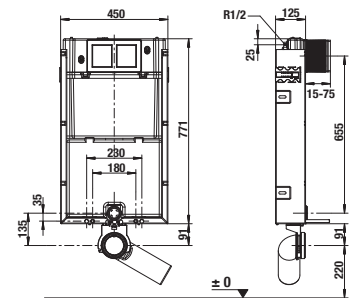


BASIC WC SYSTEM module for wallhung closets



Article number	Description
8.9565.1.000.000.1	BASIC WC SYSTEM for wallhung WCs - wall-mounting and masonry casing required, - simple wall-mounting - anti-dew insulated cistern - silent inlet valve - replaceable push-buttons - insulated elbow, protects from dew formation at the module and water pipes - structure load-carrying capacity of 400 kg - DN 90/110 drain elbow - new outlet valve to be able to flush from 4,5/3l

8.9367.3.000.000.1	straight connection for WC module
--------------------	-----------------------------------

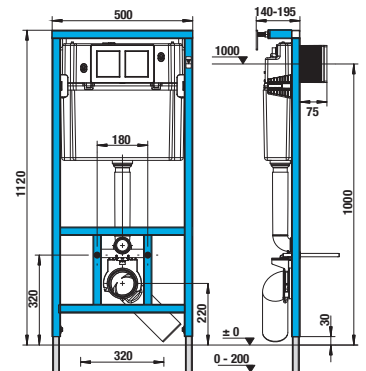


WC SYSTEM module for wallhung closets



Article number	Description
8.9565.2.000.000.1	WC SYSTEM for wallhung closets with monoblock steel frame - floor and rear-wall anchoring, for drywall installation, - pre-drilled holes in the frame, suitable for plasterboard structure installation - frame suitable for installation into a plasterboard structure - anti-dew insulated cistern - two optional pitches for WC installation - structure load-carrying capacity of 400 kg - massive self-supporting steel frame - silent inlet valve - replaceable push-buttons - insulated elbow, protects from dew formation at the module and water pipes - DN 90/110 drain elbow - floor installation, adjustable height - new outlet valve to be able to flush from 4,5/3l

8.9367.3.000.000.1	straight connection for WC module
--------------------	-----------------------------------



WC SYSTEM module for wallhung closets

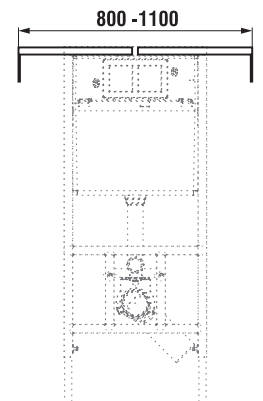


Article number	Description
8.9365.0.000.000.1	Panel set for frame mounting into side walls of a panel-building sanitary unit

Advantages: – width range from 800 to 1100 mm

This option will be appreciated by all customers that are planning a renovation of their panel-building bathroom, including installation of a wallhung WC. This option is namely designed for installations with a plumbing system behind the module (such as water and sewage pipelines, heating-ventilation systems, gas pipes, etc.). Thanks to its adjustable side mountings for universal installation, JIKA PRO WC SYSTEM module can be adapted to any panel-building bathroom.

Ideal solution for a panel-building bathroom.



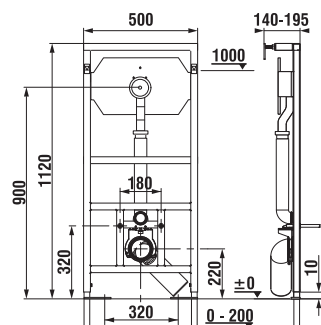
Flushing push-buttons by Roca are compatible with JIKA concealed modules.

concealed modules

WC SYSTEM module for wallhung closets



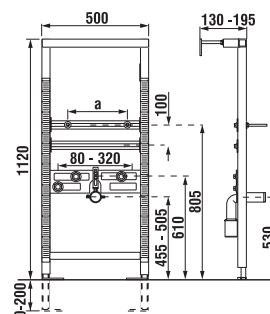
Article number	Description
8.9364.4.000.000.1	WC FLUROX SYSTEM is a choice for wallhung WCs with a self-supporting steel frame, installed in public rooms <ul style="list-style-type: none"> - anchored to the floor and the back wall - designed for pressure-water flushing (pressure push-button is included in the package) - optimum pressure of 5-6 bars, minimum pressure of 3 bars - designed for dry installation - structure load-carrying capacity of 400 kg - Roca logo on push-button
8.9367.3.000.000.1	straight connection for WC module



concealed module for washbasin



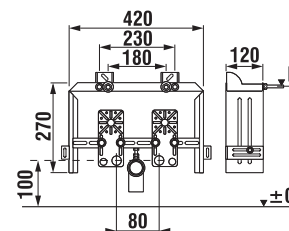
Article number	Description
8.9365.6.000.000.1	WASHBASIN SYSTEM <ul style="list-style-type: none"> - designed for forewall installation or wall-mounting - smoothly adjustable feet, height adjustable from 0 to 200 mm - module height 1120 mm - robust structure, load-carrying capacity of 150 kg - rubber adapter of the waste elbow from DN 50 to 40 (included) - complete mounting kit



concealed module for bidet



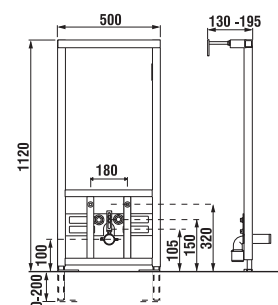
Article number	Description
8.9364.3.000.000.1	BASIC BIDET SYSTEM for wallhung bidets <ul style="list-style-type: none"> - setting into brickwork necessary



concealed module for bidet



Article number	Description
8.9365.5.000.000.1	BIDET SYSTEM for bidet, <ul style="list-style-type: none"> - designed for forewall or bearing-wall installation - smoothly adjustable feet, height adjustable from 0 to 200 mm - module height 1120 mm - robust structure, load-carrying capacity of 400 kg - rubber adapter of the waste elbow from DN 50 to 40 (included) - complete mounting kit

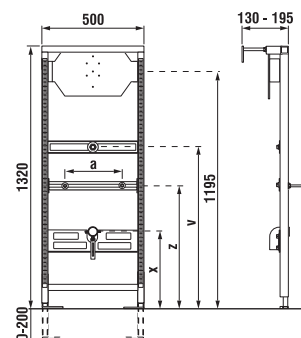


concealed module for urinal



Article number	Description
8.9365.7.000.000.1	URINAL SYSTEM for urinal <ul style="list-style-type: none"> - designed for forewall or bearing-wall installation - smoothly adjustable feet, height adjustable from 0 to 200 mm - module height 1320 mm - robust structure, load capacity 130 kg - waste elbow DN 50 - complete mounting kit

Optional:	Description
8.9482.8.000.000.1	automatic flushing device with infra-red sensor (for details see page 310)



Spare parts can be found on page 325.

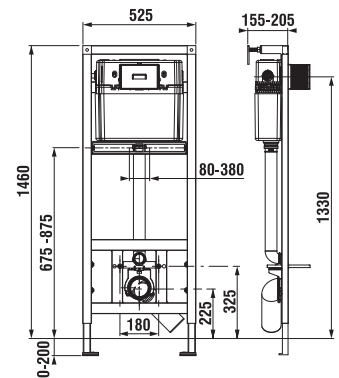
concealed modules

concealed modules

concealed module for waste sink



Article number	Description
8.9360.7.000.000.1	<p>WASTE SINK SYSTEM for Mira sink (8.5104.9)</p> <ul style="list-style-type: none"> - with monoblock steel frame - floor and rear-wall anchoring - single or Dual Flush button must be ordered separately - designed for dry installation - single or Dual Flush button - universal flushing valve, push-buttons can be replaced any time - load-carrying capacity of 400 kg - for subsequent walling-in (from 15 to 75 mm) - fixed frame - adjustable final height of the sink - adjustable final height of the water supply connection - angle valve with fixed water inlet through cistern wall - new outlet valve

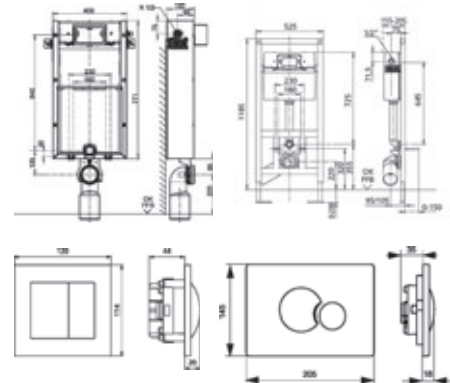


Faucet and sink are not a part of the sink module. Must be ordered separately.

WC SYSTEM HANDICAP - PACK



Article number	Description
8.9465.8.000.000.1	<p>BASIC WC SYSTEM HANDICAP - PACK</p> <ul style="list-style-type: none"> - package - concealed module for walling-in + flushing push-button + remote push-button - for wallhung WCs - for wall installation, walling-in required - flushing push-button and remote push-button are included in the package
8.9465.9.000.000.1	<p>WC SYSTEM HANDICAP - PACK</p> <ul style="list-style-type: none"> - package - concealed module for dry installation + flushing push-button + remote push-button - for wallhung WCs - flushing push-button and remote push-button are included in the package



For WC PACK HANDICAP, only two settings can be used:

SYSTEM HANDICAP

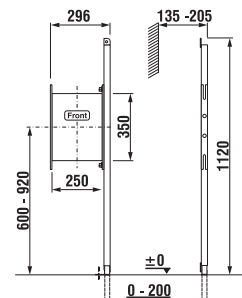


Article number	Description
8.9364.2.000.000.1	HANDICAP WC system for toilet handbar attachment, designed for mounting onto MODUL frames



Left/right variation that can be used for flush-mounted wallhung WC modules, as well as bidets and washbasins.

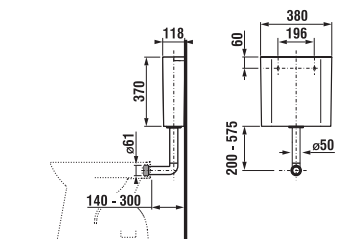
To install Handicap WC system, you need to bolt up one side of the module to the supporting frame of the flush-mounted module (for WC, washbasin or bidet) and the other side to the metallic plasterboard structure.



plastic cistern for freestanding WCs

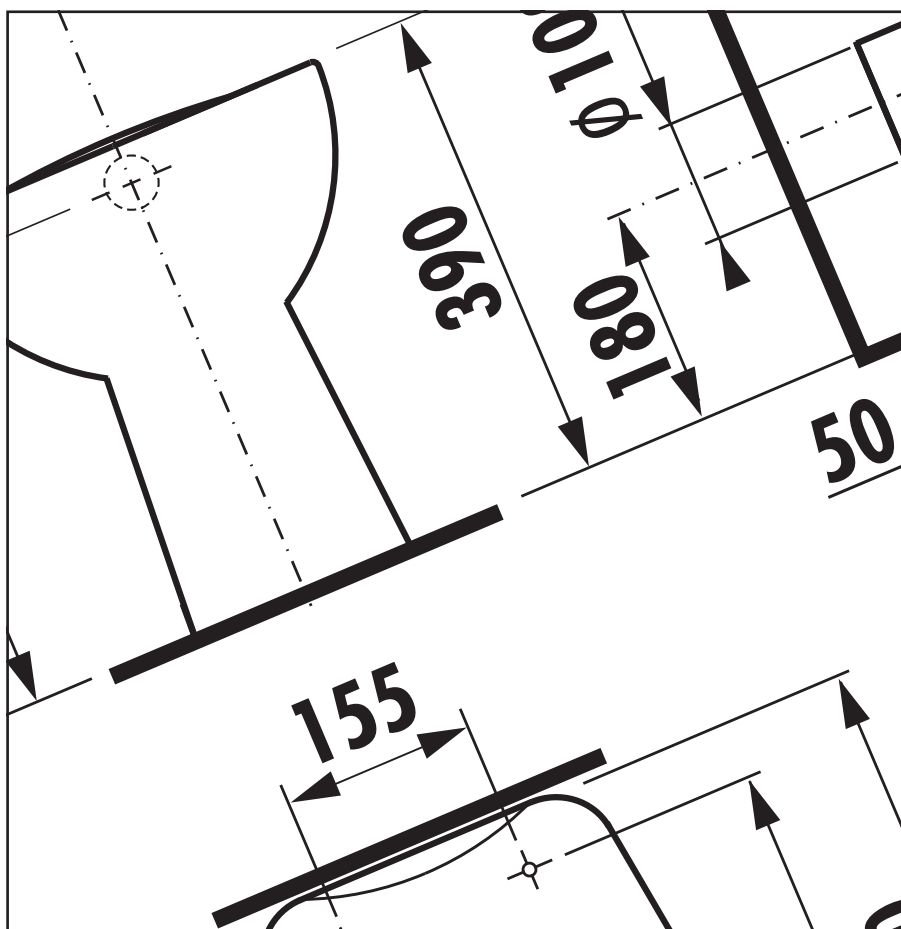


Article number	Description
8.9371.0.000.000.1	plastic cistern for freestanding WCs, side cistern filling 3/8", Dual Flush, 3/6 l
8.9371.1.000.000.1	plastic cistern for freestanding WCs, side cistern filling 3/8", with grasshopper decor for children, Dual Flush, 3/6 l



JIKA concealed modules are compatible with all JIKA floorstanding and wallhung closets. The outlet elbow is DN90/DN100, there is no need to use reduction for outlet connection. You can find instructions in every package of the JIKA modules. A mounting kit is also included.

SPECIAL PRODUCTS



children's bathrooms
barrier-free bathroom
urinals
waste sinks
pedicure bath
special washbasins
rimless WC
floorstanding WC



illustration photo

Baby bathroom stimulates children's fantasy, not only in kindergartens, but also at home. It is playful and features a number of witty details; it can shine with signal green or clear white thanks to two colour versions for the seats. Product innovations include plastic WC cistern to simplify building renovations, as installation of flush-mounted modules is no longer necessary. Cistern colour is identical to the colour tone of ceramics. The playful grasshopper motif is a typical part of this collection. Colourful - a playful bathroom for the same price as a white one.





Thanks to its ingenious shape, the small washbasin from the Baby collection handles spattering of children with ease.



A playful detail on the small washbasin from the Baby collection is like a new friend.



The first step to teach children to save water: 1 drop for large flush, 3 little drops for small flush. And it can be fun!



Children's friend Cricket also lives on the plastic cistern that features modern geometric design. It is made of thick-walled plastic with the thickness of 4–5 mm.



Nariva washbasin faucet fits perfectly into children's hands; and it also very easy to control.



Floorstanding Baby WC can also be combined with a flush-mounted module. The new push-button design will create yet another playful detail in a children's bathroom. Green ring can be replaced by a matte or glossy silver ring.



small washbasin Baby



Article number	Description	139	134
8.1561.4.xxx.yyy.1	washbasin 45 cm, with tap hole, glazed bottom side, with a children's motif	x	x

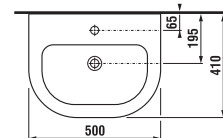
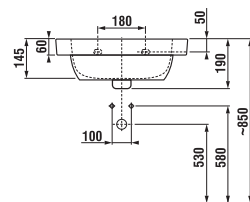
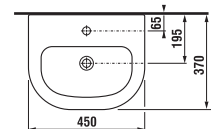
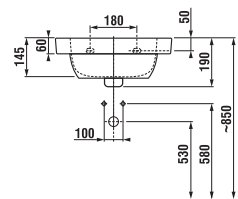
Article number	Description	139	134
8.1261.1.000.yyy.1	washbasin 50 cm, with tap hole, glazed bottom side, with a children's motif, suitable siphon cover no. 8.1961.1, suitable column no. 8.1961.0, can also be built into furniture	x	x

8.1961.1.000.000.1	siphon cover with installation kit (art. no.: 8.9001.3.000.000.1) only for small washbasin 50 cm		
--------------------	--	--	--

Optional:

8.9034.9.000.000.1	installation kit for washbasins
3.7271.0.004.010.1	Mio angle valve 3/8"-1/2", chrome, 2 pcs
3.7471.0.004.000.1	Mio washbasin siphon, 5/4" - 32 mm, chrome, brass

It is recommended to install baby washbasins at the height of 60 cm. Adjust washbasin installation height to the age of your children.



WC Baby



horizontal outlet



vertical outlet

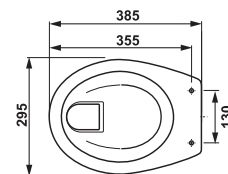
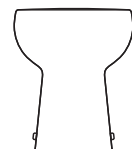
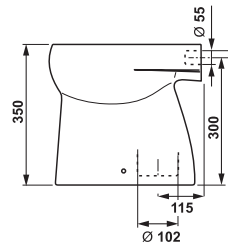
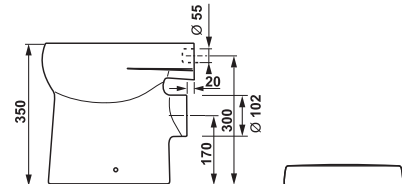
Article number	Description	Outlet
8.2203.7.000.000.1	WC Baby with inner vertical outlet, wash-out flushing, with installation kit	x
8.2203.6.000.000.1	WC Baby with inner horizontal outlet, wash-out flushing, with installation kit	x

Optional:

8.9703.7.300.000.1	duroplast seat Baby without cover, with antibacterial treatment, plastic hinges, white
8.9703.7.323.000.1	duroplast seat Baby, green, without cover, with antibacterial treatment, plastic hinges
8.9703.7.324.000.1	duroplast seat Baby, pink, without cover, with antibacterial treatment, plastic hinges.
NEW	Available from June 2015.
8.9703.7.322.000.1	duroplast seat Baby, yellow, without cover, with antibacterial treatment, plastic hinges. Only available until selling out the stock.

Concealed JIKA system – Basic tank system module – is recommended for floorstanding toilets. For more information please see page 292.

Thanks to its clever shape, the Baby seat keeps the area around the toilet clean.

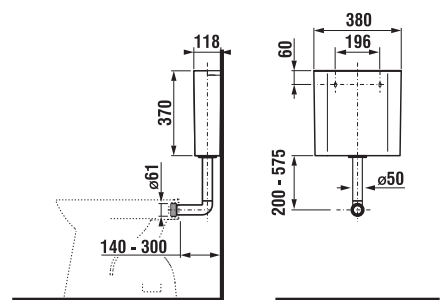


wallhung toilet for children

wallhung version of a toilet for children can be ordered from LAUFEN Flora Kids 8.2003.1.000.000.1 product range



Article number	Description
8.9371.0.000.000.1	plastic cistern for freestanding WCs, side cistern filling 3/8", Dual Flush 3/61
8.9371.1.000.000.1	plastic cistern for freestanding WCs, side cistern filling 3/8", with a children's motif of Cricket



Spare parts can be found on page 321.



Safety, perfect comfort of personal hygiene, and pleasant bathroom environment. Mio series health washbasin features special-shaped front edge facilitating access of the wheelchair-bound users; combined toilet can be raised up to 50 cm and extended up to 70 cm. In addition, bathroom equipment includes tilting mirrors and sturdy grab handles offered in various lengths suitable for any type of product. Barrier-free Mio bathroom is suitable not only for people with impaired mobility, but also for older or taller people, or for the visually impaired.



Barrier-free Olymp bathroom offers not only special-shaped washbasin, tilting mirror and Universum grab handles, but also a combined toilet with horizontal/vertical outlet, plus wallhung Olymp WC with its length extended to 70 cm, guaranteeing maximum load-carrying capacity of 400 kg. Thirty-year warranty is provided for various Universum grab handles! Our offer newly includes Handicap WC system, i.e. a module for wallhung grab handles.





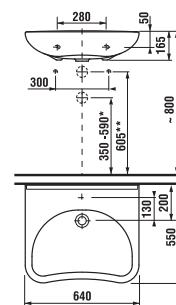
MAGIC FIX



hospital washbasin Mio






Article number	Description	yyy: 104 109	
			
8.1371.4.xxx.yyy.1	hospital washbasin 64 cm, without overflow	x	x
8.9390.2.000.000.1	concealed siphon		
8.9424.6.000.000.1	space-saving siphon		



* 8.9424.6.000.000.1
** 8.9390.2.000.000.1

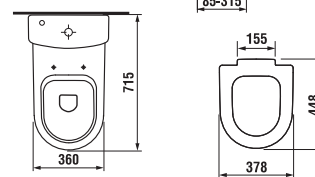
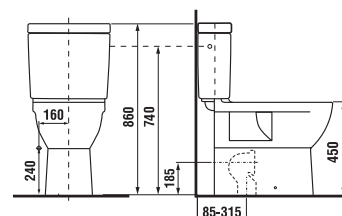
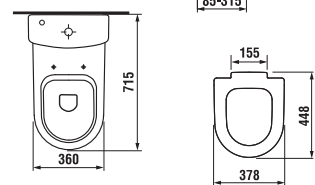
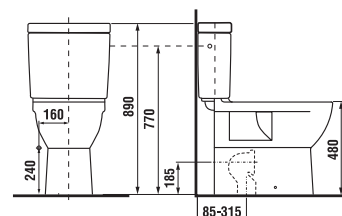
WC combination raised Mio



Article number	Description	Water inlet 	Flushing mechanism included 	Outlet 	Installation kit included
8.2471.7.xxx.000.1	WC pan Mio, seat height 46 cm			x	x
8.2771.2.xxx.241.1	WC cistern	x	x		
8.2771.3.xxx.242.1	WC cistern	x	x		

Optional:

8.9271.1.300.000.1	duroplast seat and cover Mio with antibacterial treatment, fast-clamping steel hinges
8.9271.2.300.000.1	duroplast seat and cover Mio with antibacterial treatment, with lowering system Slowclose
8.9902.5.000.000.1	outlet elbow Vario for distances 220–350 mm
8.9011.1.000.000.1	extension mounting kit 30 cm, including wrapping insert
8.9009.2.000.000.1	outlet elbow Vario for distances 70–220 mm



Spare parts can be found on page 321.

WC combination raised Olymp



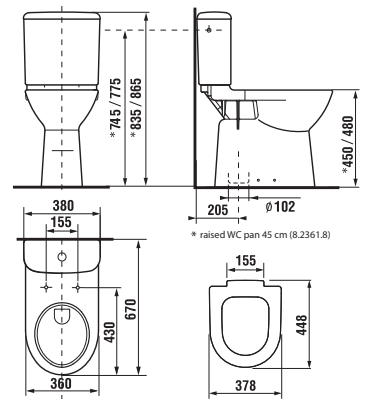
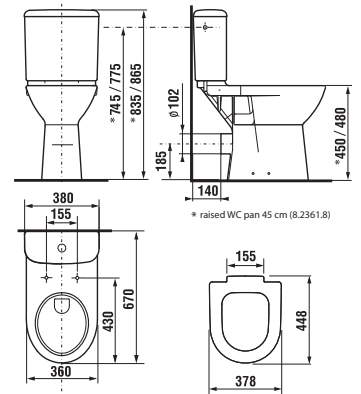
Article number	Description	Water inlet	Flushing mechanism included	Outlet	Installation kit included
8.2361.6.000.000.1	raised WC pan 50 cm Komfort			x	x
8.2361.7.000.000.1	raised WC pan 50 cm Komfort				x
8.2361.9.000.000.1	raised WC pan 46 cm				x
8.2361.8.000.000.1	raised WC pan 46 cm			x	x
8.2761.2.000.241.1	WC cistern	x	x		
8.2761.3.000.242.1	WC cistern		x	x	

Optional:

8.9328.1.300.063.1	duroplast seat and cover Olymp with antibacterial treatment, steel hinges
8.9328.2.300.000.1	duroplast seat without cover, with antibacterial treatment, plastic hinges
8.9328.2.300.063.1	duroplast seat without cover, with antibacterial treatment, steel hinges
8.9328.4.300.000.1	duroplast seat and cover Olymp with antibacterial treatment, with lowering system Slowclose

Spare parts:

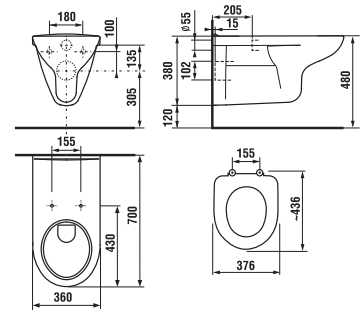
Article number	Description	Water inlet
8.9135.3.000.000.1	inlet valve	x
8.9135.4.000.000.1	inlet valve	x
8.9136.3.000.000.1	push button D2D	
8.9136.2.000.000.1	outlet valve D2D	
8.2761.2.000.000.1	WC cistern	x
8.2761.3.000.000.1	WC cistern	x
8.9175.3.000.000.1	installation kit for WC	



wallhung WC Olymp with extended length



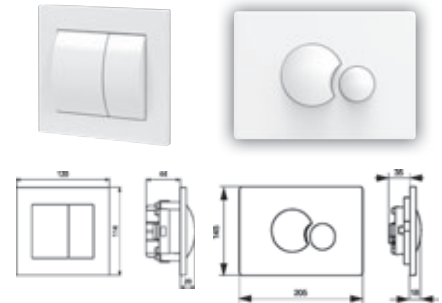
Article number	Description
8.2064.2.xxx.000.1	wallhung WC washdown, length 70 cm
Optional:	
8.9328.2.300.000.1	duroplast seat without cover, with antibacterial treatment, plastic hinges
8.9328.2.300.063.1	duroplast seat without cover, with antibacterial treatment, steel hinges
8.9011.0.000.000.1	extension supply pipe (1 m \varnothing 45 mm) to connect the wallhung WC to the standard built-in cisterns



HANDICAP WC SYSTEM - PACK



Article number	Description
8.9465.8.000.000.1	BASIC WC SYSTEM HANDICAP - PACK - package - concealed module for walling-in + flushing push-button + remote push-button - for wallhung WCs - for wall installation, walling-in required - flushing push-button and remote push-button are included in the package
8.9465.9.000.000.1	WC SYSTEM HANDICAP - PACK - package - concealed module for dry installation + flushing push-button + remote push-button - for wallhung WCs - flushing push-button and remote push-button are included in the package



For WC PACK HANDICAP, only two settings can be used:

For more information please see page 294.



Spare parts can be found on page 321.

Stainless steel design

- High-quality AISI 430 stainless steel, dia. 28 mm, thickness 1.5 mm
- easy-to-clean, durable and hygienic surface
- 120 kg load-carrying capacity of folding handles and seats (depending on the material the product is anchored to!)
- broad range of applications at toilets, showers, bathtubs, etc.
- 30-year warranty



White design

- Economical series of handles
- Material: Steel pipe, dia. 28 mm, thickness 1.5 mm
- Surface treatment: Hot-dip galvanizing + white powder coated
- 120 kg load-carrying capacity of folding handles and seats (depending on the material the product is anchored to!)
- Two-year warranty



shower handrail

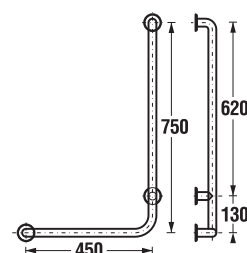


Stainless steel design

Article number	Description
3.8971.2.003.000.1	shower handrail, 750 × 450 mm, stainless steel, left (shown in picture)
3.8972.2.003.000.1	shower handrail, 750 × 450 mm, stainless steel, right

White design **NEW**

Article number	Description
3.8971.2.000.000.1	shower handrail, 750 × 450 mm, left, white
3.8972.2.000.000.1	shower handrail, 750 × 450 mm, left, white



universal handrail

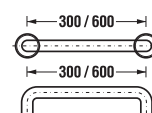


Stainless steel design

Article number	Description
3.8971.1.003.000.1	universal handrail, 300 mm, stainless steel
3.8972.1.003.000.1	universal handrail, 600 mm, stainless steel

White design **NEW**

Article number	Description
3.8971.1.000.000.1	universal handrail, 300 mm, white
3.8972.1.000.000.1	universal handrail, 600 mm, white



support handle

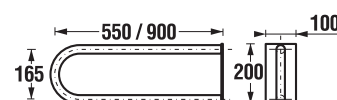


Stainless steel design

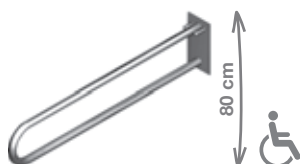
Article number	Description
3.8971.4.003.000.1	support handle, 550 mm, fixed, stainless steel
3.8972.4.003.000.1	support handle, 900 mm, fixed, stainless steel

White design **NEW**

Article number	Description
3.8971.4.000.000.1	support handle, 550 mm, fixed, white
3.8972.4.000.000.1	support handle, 900 mm, fixed, white



support handle, folding

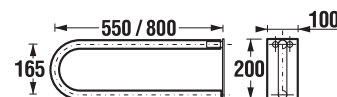


Stainless steel design

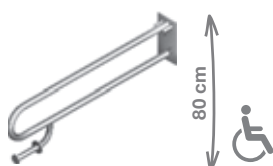
Article number	Description
3.8971.5.003.000.1	support handle, 550 mm, folding, stainless steel
3.8972.5.003.000.1	support handle, 800 mm, folding, stainless steel

White design **NEW**


Article number	Description
3.8971.5.000.000.1	support handle, 550 mm, folding, white
3.8972.5.000.000.1	support handle, 800 mm, folding, white



support handle, folding



Article number	Description
3.8971.6.003.000.1	support handle, folding, with paper holder, stainless steel

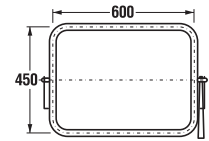


Spare parts can be found at www.jika.eu, section FOR PROFESSIONALS.


mirror



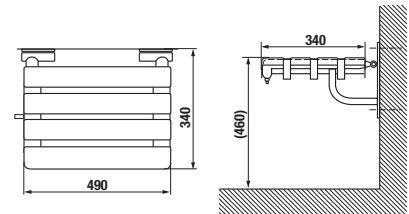
Article number	Description
3.8971.7.003.000.1	adjustable mirror, with lever, stainless steel
3.8971.9.003.000.1	adjustable mirror, without lever, stainless steel




shower seat



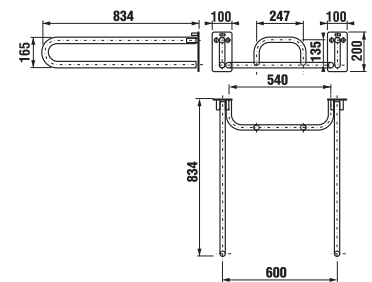
Article number	Description
3.8971.8.003.000.1	shower seat, wallhung, folding, stainless steel (load capacity max. 120 kg)



folding set



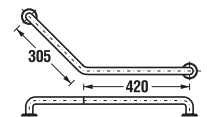
Article number	Description
3.8971.0.000.000.1	folding set for WC, stainless steel



bathtub handrail



Article number	Description
3.8971.3.003.000.1	bathtub handrail 305/420 mm, fixed, left, stainless steel
3.8972.3.003.000.1	bathtub handrail 305/420 mm, fixed, right (see figure), stainless steel

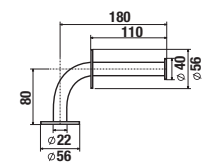


toilet roll holder



Article number	Description
3.8472.2.000.110.1	toilet roll holder, without a cover, white

NEW



system handicap

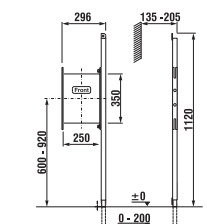


Article number	Description
8.9364.2.000.000.1	System Handicap for toilet handbar attachment, designed for mounting onto Modul frames



Right/left variation that can be used for flush-mounted wallhung WC modules, as well as bidets and washbasins.

To install Handicap WC system, you need to bolt up one side of the module to the supporting frame of the flush-mounted module (for WC, washbasin or bidet) and the other side to the metallic plasterboard structure.



Spare parts can be found at www.jika.eu, section **FOR PROFESSIONALS**.



Golem Antivandal urinal has a radar-sensor-controlled flushing system activated after each use. The radar flushing sensor is mounted on a hidden assembly bar, so that this urinal has no visible sensor, which might tempt vandals.

- timer set to 3 seconds for sensor-controlled urinals
- flow rate of 0.6 l/s under water pressure of 1 bar

siphonic urinal Golem Antivandal with radar sensor, mains-powered

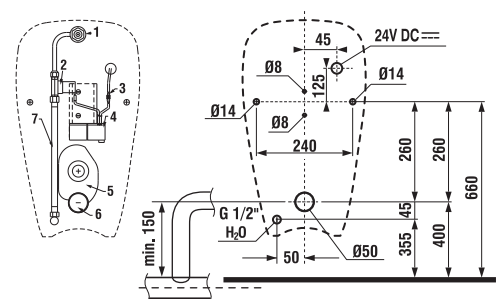


Article number	Description
8.4307.0.000.483.1	Golem Antivandal urinal, power supply 24 V, with inner water inlet, including installation kit a siphon 1 l

This product includes radar circuitry attached to a mounting rail - 24V power supply, a solenoid valve, connecting hoses, an angle valve, an inlet valve with gaskets, a siphon, and a mounting kit

Optional:	
8.9407.7.000.000.1	remote control for sensor-controlled flushing devices
8.9507.1.000.000.1	power supply for up to five Golem/Livo Antivandal urinals, Domino Sensor 24 V, DC
8.9507.2.000.000.1	power supply for up to nine Golem/Livo Antivandal urinals, Domino Sensor 24 V, DC
8.9106.2.000.000.1	Golem urinal strainer

Spare parts:	
8.4307.0.000.000.1	Golem Antivandal vacuum-system urinal, ceramics, internal water inlet
8.9507.4.000.000.1	Golem Antivandal radar sensor, mains power supply
8.9034.9.000.890.1	installation kit with white covers, 1 pair
8.9034.9.000.891.1	installation kit with chrome-plated covers, 1 pair
8.9200.3.000.000.1	siphon, horizontal outlet



- 1 - drain fitting
- 2 - electromagnetic valve
- 3 - power supply
- 4 - electronics with radar sensor
- 5 - siphon (1 l)
- 6 - waste pipe 50 mm
- 7 - water inlet



siphonic urinal Golem Antivandal with radar sensor, battery-powered



Article number	Description
8.4307.0.000.489.1	siphonic urinal Golem Antivandal with radar sensor, battery-powered, with inner water inlet, including installation kit a siphon 11

This product includes radar circuitry attached to a mounting rail - 6V power supply, a solenoid valve, connecting hoses, an angle valve, an inlet valve with gaskets, a siphon, a mounting kit, a battery holder, and alkaline AA batteries (4 pcs, 1.5V, 2700mAh). Battery service life - 1 year (also applies to public areas).

Optional:	
8.9106.2.000.000.1	Golem urinal strainer
8.9407.7.000.000.1	remote control for sensor-controlled flushing devices

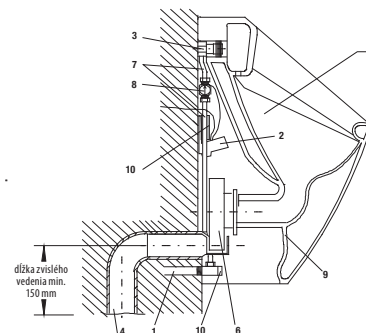
Spare parts:	
8.4307.0.000.000.1	Golem Antivandal vacuum-system urinal, ceramics, internal water inlet
8.9106.0.000.000.1	Golem Antivandal radar sensor, battery power supply
8.9034.9.000.890.1	installation kit with white covers, 1 pair
8.9034.9.000.891.1	installation kit with chrome-plated covers, 1 pair
8.9200.3.000.000.1	siphon, horizontal outlet

Battery box attached by a hook and loop tape at the bottom of ceramics.

Battery service life - 1 year (also applies to public areas).



8.9106.2



- 1 - water supply
- 2 - circuitry with a radar sensor with battery power supply
- 3 - inlet valve with gaskets
- 4 - drain pipe, dia. Ø 50mm
- 5 - ceramic urinal
- 6 - siphon
- 7 - interconnecting hoses
- 8 - solenoid valve
- 9 - battery holder
- 10 - angle valve



siphonic urinal Livo Antivandal, with radar sensor, mains-powered



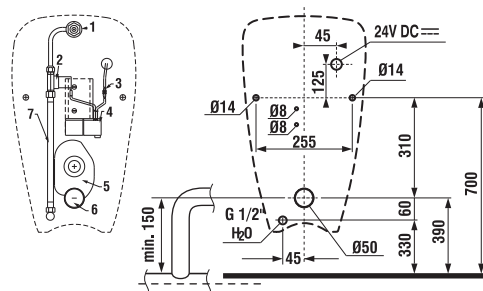
Article number	Description
8.4020.0.000.483.1	siphonic urinal Livo Antivandal, with radar sensor, mains-powered, with inner water inlet including siphon (11) and installation kit

This product includes radar circuitry attached to a mounting rail - 24V power supply, a solenoid valve, connecting hoses, an angle valve, an inlet valve with gaskets, a siphon, and a mounting kit.

Optional:	
8.9107.3.000.000.1	Livo urinal strainer
8.9407.7.000.000.1	remote control for sensor-controlled flushing devices
8.9507.1.000.000.1	power supply for up to five Golem/Livo Antivandal urinals, Domino Sensor 24 V, DC
8.9507.2.000.000.1	power supply for up to nine Golem/Livo Antivandal urinals, Domino Sensor 24 V, DC

Spare parts:	
8.4020.0.000.000.1	Livo Antivandal vacuum-system urinal, ceramics, internal water inlet
8.9107.2.000.000.1	Livo Antivandal radar sensor, mains power supply
8.9253.6.000.890.1	installation kit Livo with white covers
8.9253.6.000.891.1	installation kit Livo with chrome-plated covers
8.9200.3.000.000.1	siphon, horizontal outlet

PLEASE NOTE: LIVO URINAL INSTALLATION requires torsion bars no. 8.9253.6 (thread length of 40 mm), included in the package.



- 1 - drain fitting
- 2 - electromagnetic valve
- 3 - power supply
- 4 - electronics with radar sensor
- 5 - siphon (11)
- 6 - waste pipe 50 mm
- 7 - water inlet



Spare parts can be found on page 326.

siphonic urinal Livo Antivandal, with radar sensor, battery-powered



Article number	Description
8.4020.0.000.489.1	siphonic urinal Livo Antivandal with radar sensor, battery-powered, with inner water inlet including siphon (11) and installation kit

This product includes radar circuitry attached to a mounting rail - 6V power supply, a solenoid valve, connecting hoses, an angle valve, an inlet valve with gaskets, a siphon, a mounting kit, a battery holder, and alkaline AA batteries (4 pcs, 1.5V, 2700mAh).

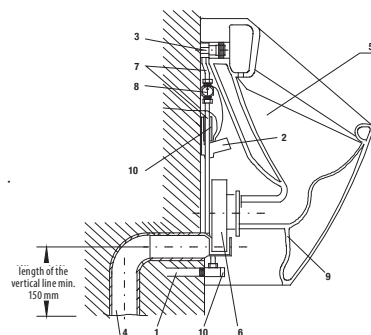
Battery service life - 1 year (also applies to public areas).

Optional:	
8.9107.3.000.000.1	Livo urinal strainer
8.9407.7.000.000.1	remote control for sensor-controlled flushing devices

Spare parts:	
8.4020.0.000.000.1	Livo Antivandal vacuum-system urinal, ceramics, internal water inlet
8.9107.0.000.000.1	Livo Antivandal radar sensor, battery power supply
8.9253.6.000.890.1	installation kit Livo with white covers
8.9253.6.000.891.1	installation kit Livo with chrome-plated covers
8.9200.3.000.000.1	siphon, horizontal outlet

PLEASE NOTE: LIVO URINAL INSTALLATION requires torsion bars no. 8.9253.6 (thread length of 40 mm), included in the package.

Battery box attached by a hook and loop tape at the bottom of ceramics.



- 1 - water supply
- 2 - circuitry with a radar sensor with battery power supply
- 3 - inlet valve with gaskets
- 4 - drain pipe, dia. Ø 50mm
- 5 - ceramic urinal
- 6 - siphon
- 7 - interconnecting hoses
- 8 - solenoid valve
- 9 - battery holder
- 10 - angle valve



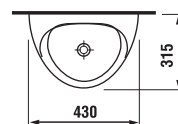
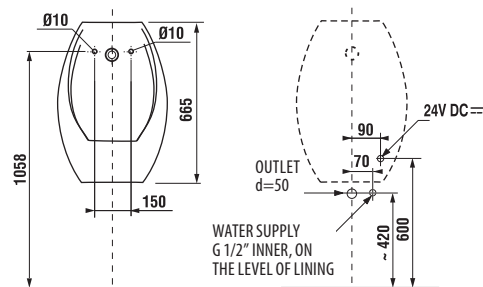
Domino sensor with automatic flushing, mains-powered



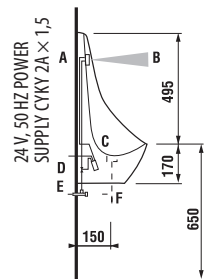
Article number	Description
8.4110.1.000.487.1	urinal Domino Sensor, mains-powered 24 V with valve hole, including installation kit

Optional:	
8.9073.0.000.000.1	siphon
8.9407.8.000.000.1	diaľkové ovládanie k radarovým splachovačom
8.9507.1.000.000.1	power supply for up to five Golem/Livo Antivandal urinals, Domino Sensor 24 V, DC
8.9507.2.000.000.1	power supply for up to nine Golem/Livo Antivandal urinals, Domino Sensor 24 V, DC

Spare parts:	
8.4110.1.000.000.1	urinal Domino, ceramics, with valve hole
8.9507.6.000.000.1	IR sensor Domino, mains-powered
8.9921.0.000.000.1	installation kit for urinal



- A - sensor head with jet
- B - sensing zone
- C - control electronics
- D - electromagnetic valve
- E - angle valve with filter
- F - siphon



Domino sensor with automatic flushing, battery-powered

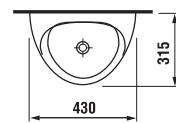
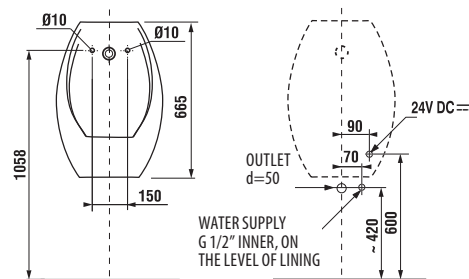


Article number	Description
8.4110.1.000.488.1	urinal Domino Sensor, battery-powered

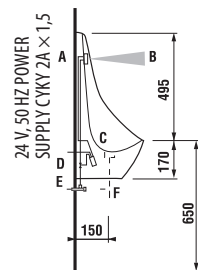
Optional:	
8.9073.0.000.000.1	siphon
8.9407.8.000.000.1	remote control for sensor-controlled flushing devices

Spare parts:	
8.4110.1.000.000.1	urinal Domino, ceramics, with valve hole
8.9407.6.000.000.1	IR sensor Domino, battery-powered
8.9921.0.000.000.1	installation kit for urinal

Battery service life - 1 year (also applies to public areas).



- A - sensor head with jet
- B - sensing zone
- C - control electronics
- D - electromagnetic valve
- E - angle valve with filter
- F - siphon

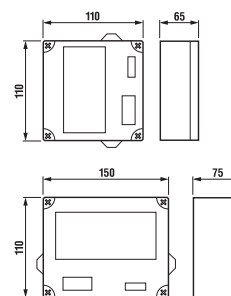


We recommend to use concealed module for urinals URINAL SYSTEM. For more information see page 293.

power supply



Article number	Description
8.9507.1.000.000.1	power supply for up to 5 urinals Golem Antivandal, Domino Sensor, 24 V, 50 Hz
8.9507.2.000.000.1	power supply for up to 9 urinals Golem Antivandal, Domino Sensor, 24 V, 50 Hz



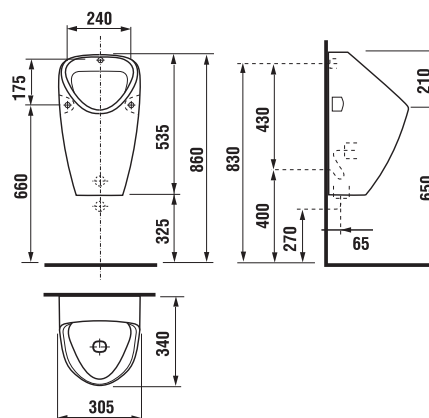
Golem, siphonic urinal with inner water inlet



Article number	Description
8.4306.0.000.000.1	siphonic urinal Golem

Optional:

8.9034.9.000.890.1	installation kit with white covers
8.9034.9.000.891.1	installation kit with chrome-plated covers
8.9200.3.000.000.1	siphon, horizontal outlet
8.9200.4.000.000.1	siphon, vertical outlet
8.9480.7.000.000.1	tube 1/2", inner water inlet
8.9480.8.000.000.1	rubber seal, inner
8.9106.2.000.000.1	Golem urinal strainer



siphonic urinal Livo with inner water inlet

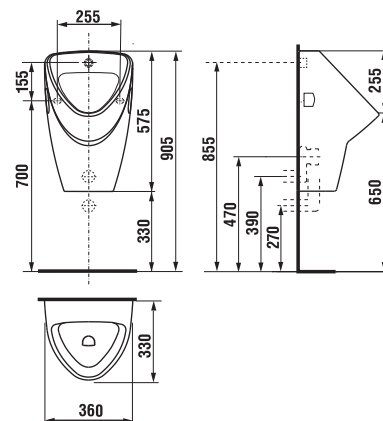


Article number	Description
8.4020.0.000.000.1	siphonic urinal Livo


Optional:

8.9253.6.000.890.1	installation kit Livo with white covers
8.9253.6.000.891.1	installation kit Livo with chrome-plated covers
8.9200.3.000.000.1	siphon, horizontal outlet
8.9200.4.000.000.1	siphon, vertical outlet
8.9480.7.000.000.1	tube 1/2", inner water inlet
8.9480.8.000.000.1	rubber seal, inner
8.9107.3.000.000.1	Livo urinal strainer

ATTENTION! Installation of Livo urinal requires bolts 8.9253.6 (thread length 40 mm).



accessories for urinals Golem and Livo with inner water inlet



We recommend to use concealed module for urinals URINAL SYSTEM. For more information see page 293.



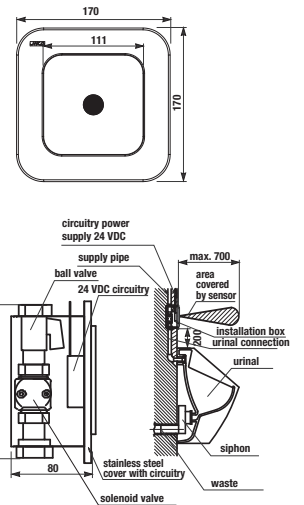
Spare parts can be found on page 326.

urinal flushing device, inside water inlet with infra-red sensor

NEW



Article number	Description
8.9482.8.000.000.1	automatic flushing device with infra-red sensor - for urinals with inside water inlet, 24 VDC <ul style="list-style-type: none"> reacts to a person present in front of the urinal at the distance below 0.7 m for more than 7.5 secs. flushing takes place upon person leaving the zone covered by the sensor flushing time can be pre-set from 0.5 to 15.5 secs. flushing time setting and optional sensor turn-off via remote control device SLD 03 sensor turn-off feature automatic flushing 24 hours upon the last valve activation to be combined with 8.9365.7.000.000.1 URINAL SYSTEM for urinal
technical specifications:	
<ul style="list-style-type: none"> stainless steel cover dimensions: 170 x 170 x 10 mm installation box dimensions: approx. 140 x 140 x 75 mm supply voltage: 24 VDC power input: 5 W range covered: 0.3 - 0.7 m recommended operating pressure: 0.1 - 0.6 MPa flow rate: 12 l/min. (estimated) water inlet: external thread G 3/4" water outlet: external thread G 3/4" 	
8.9407.2.000.000.1	Infra-red sensor for flushing device (for 8.9482.8), service part

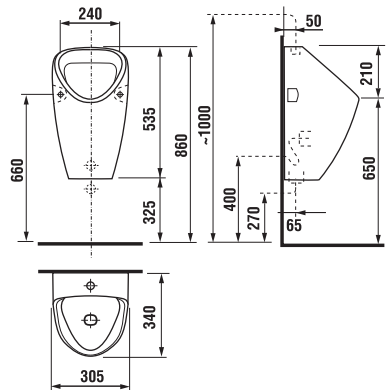


Product includes compression-moulded stainless steel cover with control circuits, plastic installation box with a solenoid valve, ball valve and brass screw connections

Golem, siphonic urinal with outer water inlet



Article number	Description
8.4306.1.000.000.1	siphonic urinal Golem
Optional:	
8.9034.9.000.890.1	installation kit with white covers
8.9034.9.000.891.1	installation kit with chrome-plated covers
8.9200.3.000.000.1	siphon, horizontal outlet
8.9200.4.000.000.1	siphon, vertical outlet
8.9106.2.000.000.1	Golem urinal strainer

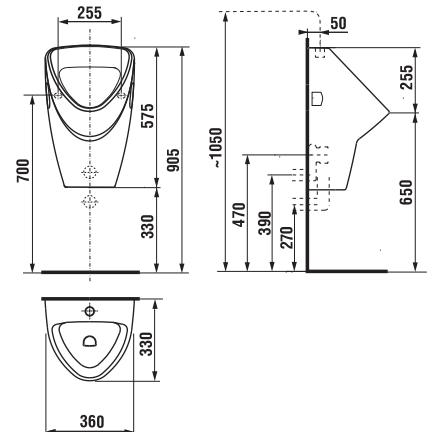


siphonic urinal Livo with outer water inlet



Article number	Description
8.4020.1.000.000.1	siphonic urinal Livo
Optional:	
8.9253.6.000.890.1	installation kit LIVO with white covers
8.9253.6.000.891.1	installation kit LIVO with chrome-plated covers
8.9200.3.000.000.1	siphon, horizontal outlet
8.9200.4.000.000.1	siphon, vertical outlet
8.9107.3.000.000.1	Livo urinal strainer

ATTENTION! INSTALLATION OF LIVO URINAL requires bolts 8.9253.6 (thread length 40 mm).

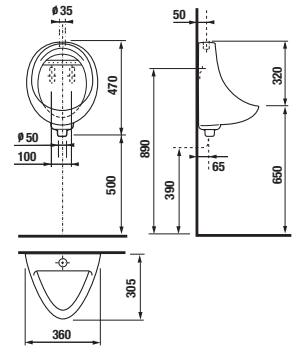


We recommend to use concealed module for urinals URINAL SYSTEM. For more information see page 293.


urinal Korint



Article number	Description
8.4410.0.000.440.1	Korint urinal with siphon (art. no.: 8.9440.0.000.000.1)
Optional:	
8.9921.0.000.000.1	installation kit for urinal




Recommended valves for urinals Livo 8.4020.1 a 8.4020.0 and Korint.



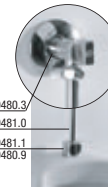
inlet fitting with with pressure valve

Optional:	
8.9480.4	set (cap, tube) with timer
8.9200.3	plastic siphon (horizontal outlet)
8.9200.4	plastic siphon (vertical outlet)




inlet fitting, suitable for sensor control

Optional:	
8.9480.5	elbow 1/2" - 1/2"
8.9481.0	tube d = 14 mm
8.9481.1	cap
8.9200.3	plastic siphon (horizontal outlet)
8.9200.4	plastic siphon (vertical outlet)



inlet fitting with angle valve

Optional:	
8.9480.3	angle valve
8.9481.0	tube d = 14 mm
8.9481.1	cap
8.9200.3	plastic siphon (horizontal outlet)
8.9200.4	plastic siphon (vertical outlet)



* suitable for use with urinals Golem and Livo

urinal flushing device, external water inlet with infra-red senso

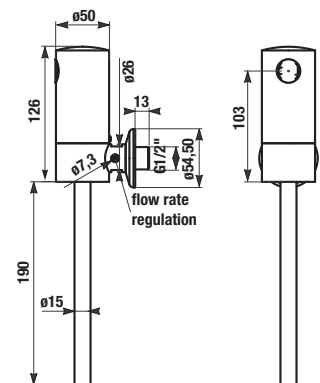
NEW



Article number	Description
8.9482.7.000.000.1	automatic wall-mounted flushing device with infra-red sensor - for urinals with external water inlet, 9 V

- brass body, polished chrome surface
- reacts to a person present in front of the urinal at the distance below 0.7 m for more than 7.5 secs.
- flushing takes place upon person leaving the zone covered by the sensor
- flushing time can be pre-set from 0.5 to 15.5 secs.
- flushing time setting and optional sensor turn-off via remote control device 8.9407.8
- automatic flushing 24 hours upon the last valve activation
- water flow rate control via a ball valve
- battery status control

- technical specifications:
- flushing device body dimensions: approx. 140 x 50 mm
 - supply voltage: 9 V
 - power input: 1.2 W
 - range covered: 0.3 - 0.7 m
 - recommended operating pressure: 0.05 - 0.6 MPa
 - flow rate: 20 l/min. (estimated)
 - water inlet: external thread G 1/2"
 - water outlet: tube with outside diameter of 15 mm
 - tube length: 300 mm



Product includes compression-moulded stainless steel cover with control circuits, plastic installation box with solenoid valve, ball valve and brass screw connections



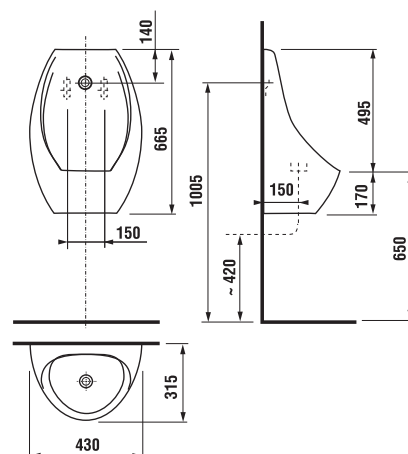
Spare parts can be found on page 325.

urinal Domino



Article number	Description
8.4110.1.000.000.1	urinal Domino

Optional:	
8.9109.9.000.000.1	valve for urinal rinsing
8.9921.0.000.000.1	installation kit for urinal
8.9073.0.000.000.1	siphon



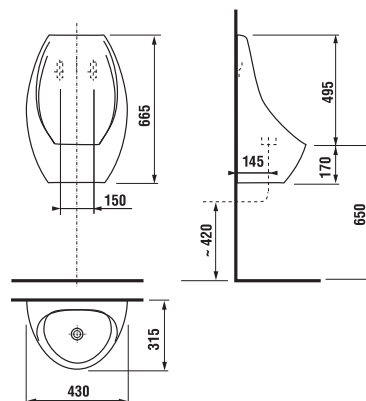
Must be equipped with an external flushing valve (either pressure- or electromagnetic type).

Domino – without valve hole



Article number	Description
8.4110.0.000.000.1	urinal Domino, without valve hole

Optional:	
8.9921.0.000.000.1	installation kit for urinal
8.9073.0.000.000.1	siphon
8.9480.6.000.000.1	valve for urinal rinsing

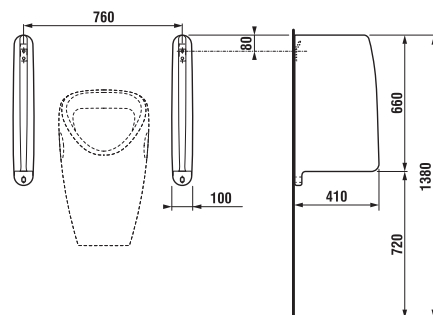


Must be equipped with an external flushing valve (either pressure- or electromagnetic type).

urinal dividing wall Split



Article number	Description
8.4760.1.000.000.1	urinal dividing wall Split, including installation kit

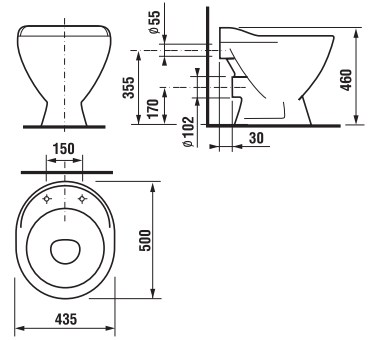




waste sink Mira



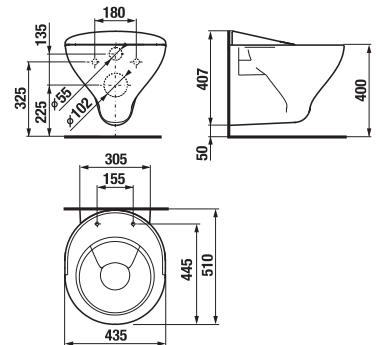
Article number	Description
8.5104.6.000.000.1	Mira waste sink with folding plastic grid
Optional:	
8.9299.9.000.000.1	installation kit
8.9770.1.000.000.1	rubber insert - water supply sealing
8.9371.0.000.000.1	plastic cistern for freestanding WCs, side cistern filling 3/8", Dual Flush 3/6 l



wallhung waste sink Mira



Article number	Description
8.5104.9.000.000.1	Mira wallhung waste sink with plastic grating
Optional:	
8.9034.9.000.890.1	installation kit for closet and bidet with white cap, 1 pair
8.9034.9.000.891.1	installation kit for closet and bidet with chrome cap, 1 pair
8.9360.7.000.000.1	WASTE SINK SYSTEM for wallhung Mira sink (8.5104.9) with monoblock steelframe, designed for dry installation, floor and rear-wall anchoring, Single or Dual Flush button - angle valve with fixed water inlet through cistern wall - new outlet valve



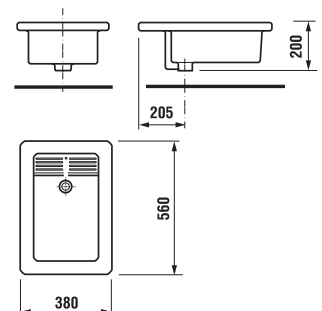
Each product must be ordered separately (utility sink, sink module and faucet).

pedicure bath Berenika



Article number	Description
8.5401.9.000.000.1	pedicure bath Berenika

Standard outlet and washbasin siphon are used with Berenika pedicure bath.



Spare parts can be found on page 325.

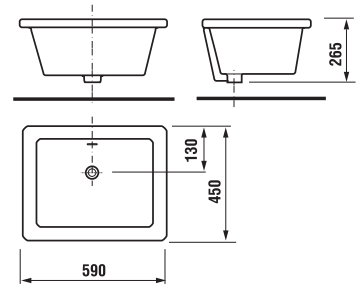


sink Doris




Article number	Description
8.5102.9.000.000.1	sink Doris

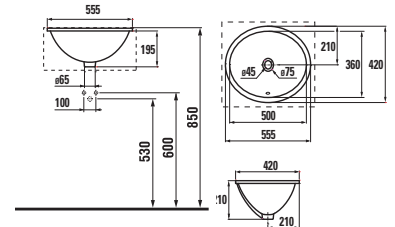
Standard outlet and washbasin siphon are used with Doris sink.



built-in washbasin Thalia



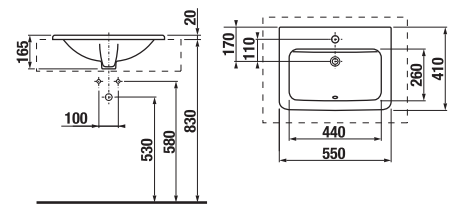
Article number	Description
8.1212.2.000.000.1	built-in washbasin Thalia, 55.5 cm, installation kit included, article number 8.9184.9.000.000.1



drop-in washbasin Cubito



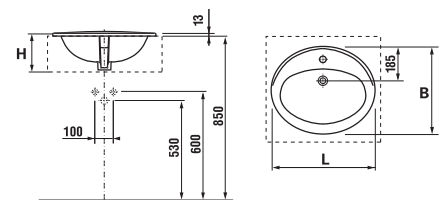
Article number	Description
8.1742.2.000.104.1	drop-in washbasin, 55 cm, 1 tap hole



drop-in washbasins Ibon



Article number	Description	yyy: 104
8.1301.0.000.yyy.1	drop-in washbasin Ibon 52 cm	x
8.1301.1.000.yyy.1	drop-in washbasin Ibon 56 cm	x



	L	B	H
52 cm	520	410	185
56 cm	560	475	200





WC Dino rimless



- New horizons of WC cleaning – rimless WC without a water rim conforms with the most challenging hygienic requirements of these days.
- The new Dino rimless WC means not only perfect hygiene, but also very easy cleaning.
- The innovative Dino WC design allows for efficient and uniform rinsing of the whole bowl.
- Consistent with today's trend of water-saving, it takes only 6/3 litres of water per flushing.
- You will appreciate rimless WC benefits not only in public spaces, but also in private bathrooms.

WC Mio rimless



For more information please see the section on Mio products.

wallhung WC Dino, without water rim

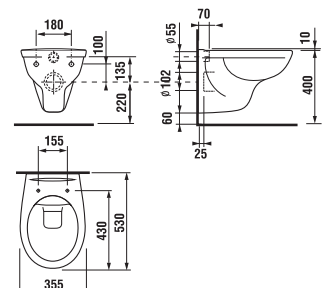


NEW

Article number	Description
8.2137.7.000.000.1	Wallhung WC, without water rim, washdown

Optional:

8.9337.0.300.000.1	duroplast seat and cover Dino with antibacterial treatment, plastic hinges
8.9327.1.000.000.1	thermoplast seat and cover Zeta, plastic hinges
8.9337.2.300.000.1	duroplast seat WITHOUT cover, plastic hinges
8.9327.4.000.000.1	duroplast seat and cover Zeta, plastic hinges
8.9327.6.000.000.1	duroplast seat Zeta, plastic hinges

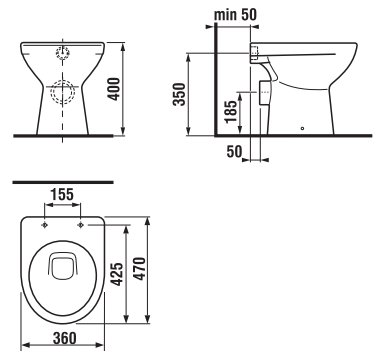


freestanding WC Lyra plus, with horizontal outlet

NEW



Article number	Description	Outlet
8.2138.6.000.000.1	freestanding WC, washdown flushing, horizontal outlet	→ x
Optional:		
8.9338.4.300.063.1	duroplast seat and cover with antibacterial treatment, steel hinges	
8.9338.5.300.000.1	seat and cover, antibacterial duroplast, Slowclose lowering mechanism, plastic hinges – for wallhung WCs Lyra plus	
8.9338.7.000.000.1	seat and cover, thermoplastic, plastic hinges – for wallhung WC Lyra plus	

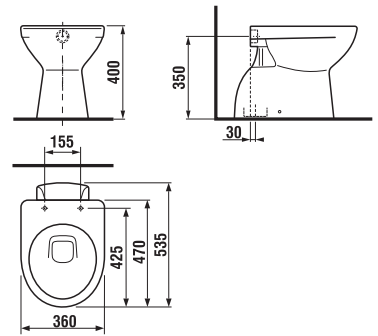


freestanding WC Lyra plus, with vertical outlet

NEW



Article number	Description	Outlet
8.2138.7.000.000.1	freestanding WC, washdown flushing, vertical outlet	↓ x
Optional:		
8.9338.4.300.063.1	duroplast seat and cover with antibacterial treatment, steel hinges	
8.9338.5.300.000.1	seat and cover, antibacterial duroplast, Slowclose lowering mechanism, plastic hinges – for wallhung WCs Lyra plus	
8.9338.7.000.000.1	seat and cover, thermoplastic, plastic hinges – for wallhung WC Lyra plus	

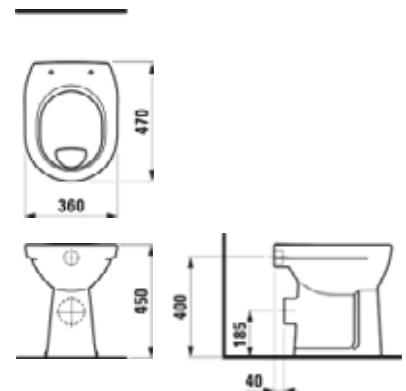


freestanding WC Lyra plus, with horizontal outlet

NEW



Article number	Description	Outlet
8.2538.6.000.000.1	freestanding WC, wash-out flushing, horizontal outlet, open water rim	→ x
Optional:		
8.9295.1.000.000.1	duroplast seat and cover, steel hinges	



freestanding WC Lyra plus, with vertical outlet

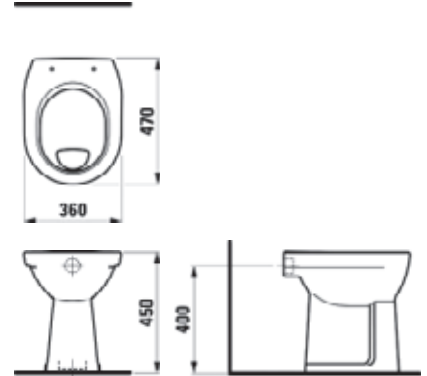


NEW

Article number	Description	Outlet
8.2538.7.000.000.1	freestanding WC, wash-out flushing, vertical outlet, open water rim	↓ x

Optional:

8.9295.1.000.000.1	duroplast seat and cover, steel hinges
--------------------	--



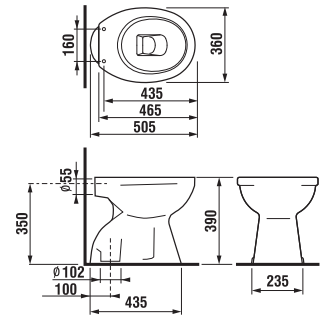
floorstanding WC Zeta plus, vertical outlet



Article number	Description	Outlet
8.2174.6.000.000.1	floorstanding WC Zeta plus	↓ X

Optional:

8.9327.1.000.000.1	thermoplast seat and cover Zeta, plastic hinges
--------------------	---



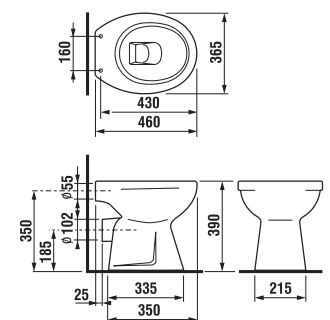
floorstanding WC Zeta plus, horizontal outlet



Article number	Description	Outlet
8.2174.7.000.000.1	floorstanding WC Zeta plus	→ X

Optional:

8.9327.1.000.000.1	thermoplast seat and cover Zeta, plastic hinges
--------------------	---

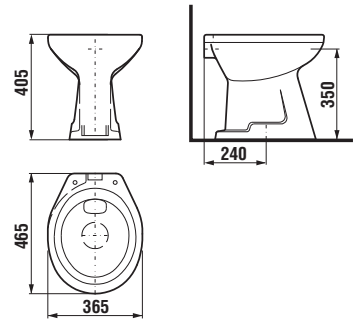


Spare parts can be found on page 321.

floorstanding WC Sam – medium vertical outlet



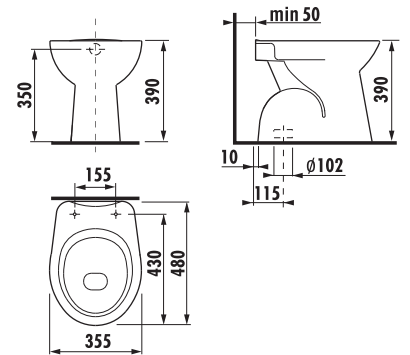
Article number	Description	Outlet
8.2122.7.000.000.1	WC Sam with medium vertical outlet, washdown flushing	↓
Optional:		
8.9299.9.000.000.1	installation kit for WC	
8.9770.1.000.000.1	rubber insert - water supply sealing	
8.9252.0.xxx.000.1	thermoplast seat and cover	
8.9337.0.300.000.1	duroplast seat and cover Dino with antibacterial treatment, plastic hinges	
8.9327.1.000.000.1	thermoplast seat and cover Zeta, plastic hinges	
8.9327.1.000.063.7	thermoplast seat and cover Zeta, steel hinges	



floorstanding WC Zeta – vertical outlet



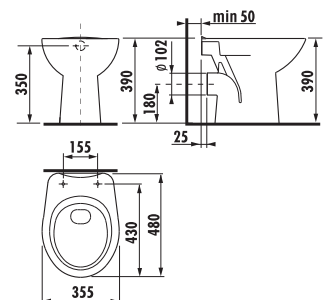
Article number	Description	Outlet
8.2239.7.000.000.1	WC Zeta with vertical outlet, washdown flushing	↓
Optional:		
8.9299.9.000.000.1	installation kit for WC	
8.9327.1.000.000.1	thermoplast seat and cover Zeta, plastic hinges	
8.9327.1.000.063.7	thermoplast seat and cover Zeta, steel hinges	
8.9770.1.000.000.1	rubber insert - water supply sealing	



floorstanding WC Zeta – horizontal outlet



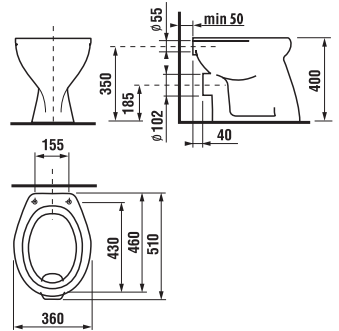
Article number	Description	Outlet
8.2239.6.000.000.1	WC Zeta with horizontal outlet, washdown flushing	→
Optional:		
8.9299.9.000.000.1	installation kit for WC	
8.9327.1.000.000.1	thermoplast seat and cover Zeta, plastic hinges	
8.9327.1.000.063.7	thermoplast seat and cover Zeta, steel hinges	
8.9770.1.000.000.1	rubber insert - water supply sealing	



floorstanding WC Roman – horizontal outlet



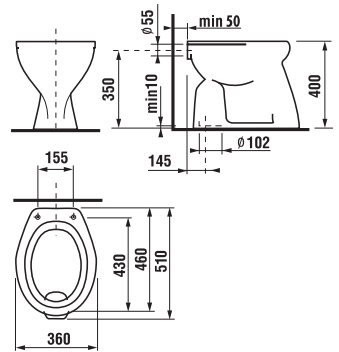
Article number	Description	Outlet
8.2115.6.000.000.1	WC Roman with horizontal outlet, wash-out flushing	→ X
Optional:		
8.9299.9.000.000.1	installation kit for WC	
8.9770.1.000.000.1	rubber insert - water supply sealing	
8.9337.0.300.000.1	duroplast seat and cover Dino with antibacterial treatment, plastic hinges	
8.9252.0.000.000.1	thermoplast seat and cover	
8.9327.1.000.000.1	thermoplast seat and cover Zeta, plastic hinges	
8.9327.1.000.063.7	thermoplast seat and cover Zeta, steel hinges	



floorstanding WC Roman – vertical outlet



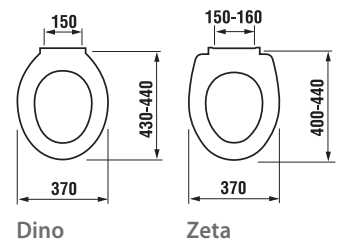
Article number	Description	Outlet
8.2115.7.000.000.1	WC Roman with vertical outlet, wash-out flushing	↓ X
Optional:		
8.9299.9.000.000.1	installation kit for WC	
8.9770.1.000.000.1	rubber insert - water supply sealing	
8.9337.0.300.000.1	duroplast seat and cover Dino with antibacterial treatment, plastic hinges	
8.9252.0.000.000.1	thermoplast seat and cover	
8.9327.1.000.000.1	thermoplast seat and cover Zeta, plastic hinges	
8.9327.1.000.063.7	thermoplast seat and cover Zeta, steel hinges	



seat and cover Dino, Zeta



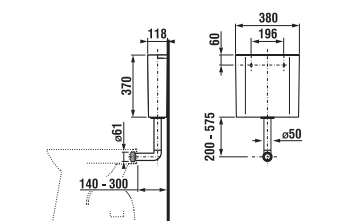
Article number	Description
8.9337.0.300.000.1	duroplast seat and cover Dino with antibacterial treatment, plastic hinges
Article number	
8.9327.1.000.000.1	thermoplast seat and cover Zeta, plastic hinges
8.9327.1.000.063.7	thermoplast seat and cover Zeta, steel hinges
8.9327.4.000.000.1	duroplast seat and cover Zeta, plastic hinges
8.9327.6.000.000.1	duroplast seat and cover Zeta, plastic hinges
8.9337.2.300.000.1	duroplast seat without cover, plastic hinges



plastic cistern for freestanding WCs



Article number	Description
8.9371.0.000.000.1	plastic cistern for freestanding WCs, side cistern filling 3/8", Dual Flush 3/6 l
8.9371.1.000.000.1	plastic cistern for freestanding WCs, side cistern filling 3/8", Dual Flush 3/6 l, with grasshopper decor for children, Dual Flush 3/6 l

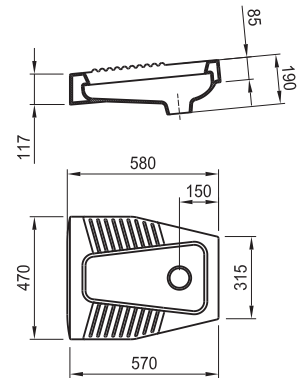


Spare parts can be found on page 321.

special WC Step



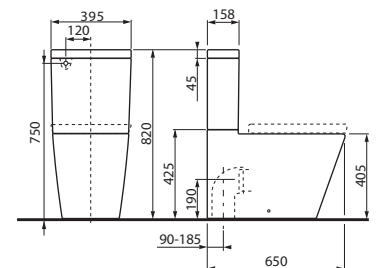
Article number	Description	Outlet
8.2322.3.000.000.3	special WC Step	↓ X



WC combination Lava



Article number	Description	Outlet →	Outlet ↓
8.2553.2.000.000.1	WC Lava, back to wall pan, (for back inlet configuration), incl. WC seat	X	
8.2553.4.000.000.1	WC Lava, back to wall pan, (for bottom inlet configuration), incl. WC seat		X
8.2953.8.000.000.1	WC cistern, Dual Flush 3/4,5l, (suitable for back and bottom inlet configuration)		



Available only for Australia.



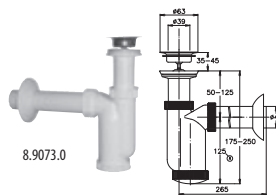
SPARE PARTS

technical accessories





Article number	Description
8.9034.9.000.000.1	installation kit for washbasins, 1 pair



Article number	Description
8.9073.0.000.000.1	sink siphon T 1015 for washbasins and Domino urinal



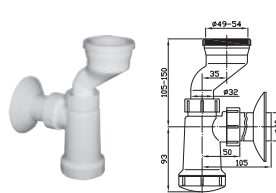
Article number	Description
8.9136.3.000.000.1	short button Dual Flush D2_D for LYRA, Olymp



Article number	Description
8.9073.2.000.000.1	plastic washbasin/urinal siphon
8.9073.9.000.000.1	waste valve, plastic
8.9073.9.000.063.1	waste valve, stainless steel



Article number	Description
8.9136.4.000.000.1	long button Dual Flush D2_D for MIO



Article number	Description
8.9440.0.000.000.1	plastic siphon (spare part) for urinal Korint



Article number	Description
8.9136.1.000.000.1	outlet valve Dual Flush D2_D for LYRA



Article number	Description
8.9461.4.000.000.1	smoothing compound



Article number	Description
8.9200.3.000.000.1	siphon for Golem urinal, inner, horizontal



Article number	Description
8.9299.9.000.000.1	installation kit for floorstanding closets and bidets, 1 pair



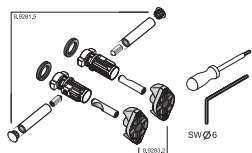
Article number	Description
8.9135.3.000.000.1	inlet valve lateral 3/8", plastic inlet




Article number	Description
8.9034.9.000.891.1	installation kit for closet and bidet with chrome cap, 1 pair



Article number	Description
8.9034.9.000.890.1	installation kit for closet and bidet with white cap, 1 pair



Article number	Description
8.9283.8.000.000.1	Jika Easy fit concealed wall-mounting system for Pure WC and bidet



Article number	Description
8.9175.3.000.000.1	installation kit for floorstanding closets and bidets Olymp



Article number	Description
8.9127.2.000.000.1	installation kit for WC cistern and pan Olymp, 1 piece

Article number	Description
8.9269.1.000.000.1	Anti-noise and levelling pad for 80 cm washbasins, with 2 rubber sleeves

Article number	Description
8.9269.2.000.000.1	Anti-noise and levelling pad for 80-110 cm washbasins, with 3 rubber sleeves

Article number	Description
8.9269.3.000.000.1	Anti-noise and levelling pad for 110-180 cm washbasins, with 4 rubber sleeves

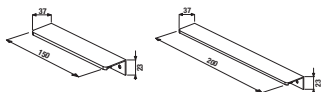
Article number	Description
8.9269.4.000.000.1	Anti-noise pad for a wallhung WC, with 2 rubber sleeves

Article number	Description
8.9777.2.000.000.1	installation kit for WC cistern and pan Cubito/Mio and Lyra, 1 piece



Article number	Description
Q.4070.0.021.F	Petit / Lyra Pack handle

Article number	Description
Q.4040.0.011.F33.6	Cube 200 mm handle, black
Q.4040.0.012.F33.6	Cube 150 mm handle, black
4.9158.4.176.000.1	Cube 200 mm handle, chrome-plated
4.9158.3.176.000.1	Cube 150 mm handle, chrome-plated



Article number	Description
Q.4070.0.040.F	Zeta handle



Article number	Description
4.9804.2.434.000.1	Olymp Deep small handle
4.9804.3.434.000.1	Olymp Deep large handle



Article number	Description
4.9804.5.434.000.1	door hinges, 1 pair, including bridges for Olymp Deep




Article number	Description
Q.4070.0.014.F	spacer for FGV hinge, 1 pc., including screws



Article number	Description
Q.4070.0.013.F	FGV door hinge with integrated slowdown mechanism, 1 pc, for Cube / Lyra, Cubito-N



Article number	Description
Q.4070.0.061.F	FGV door hinge with integrated slowdown mechanism, 1 pc, for inner door of the cabinet 4.5315.2



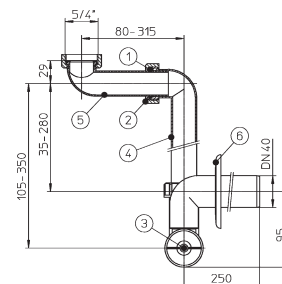
Article number	Description
Q.4070.0.048.F	door hinge, 1 pc, incl. screws, for Zeta, Lyra pack, Petit



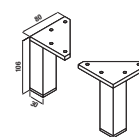
Article number	Description
Q.4070.0.050.F	spacer for door hinge, 1 pc, incl. screws, for Zeta, Lyra pack, Petit



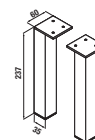
Article number	Description
8.9424.6.000.000.1	space-saving siphon for furniture MIO new and handicap washbasin MIO

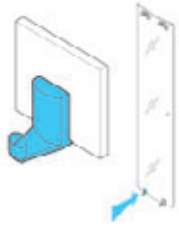


Article number	Description
4.9440.1.039.000.1	Zeta / Lyra lyra pack feet, 110 mm, 1 pair



Article number	Description
4.9440.2.176.000.1	CUBE feet, chrome-plated, 1 pair, 240 mm

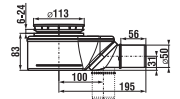




Article number	Description
2.9686.3.000.000.1	bottom white hook



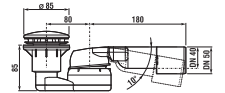
Article number	Description
2.9423.0.000.000.1	siphon for shower trays Ø 90 mm



Article number	Description
2.9124.5.000.300.1	U-shaped plastic gasket 80, 90, 100 (cuttable)



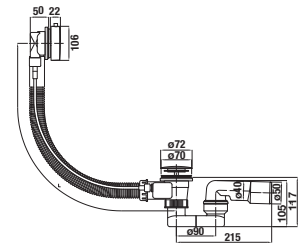
Article number	Description
2.9498.3.000.000.1	HL siphon for ceramic shower trays 60/40 mm



Article number	Description
2.9120.8.000.000.1	lower hinge, left cap for lower hinge / right cap for lower hinge



Article number	Description
2.9481.5.004.000.1	automatic bathtub outlet, incl. bathtub siphon



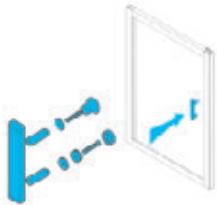
Article number	Description
2.9224.0.000.030.1	spare glass insert, incl. moulding 80



Article number	Description
2.9124.4.000.000.1	Cubito Pure / Tigo handle



Article number	Description
2.9401.2.000.000.1	metal feet for Alma, Tanza, Tanza plus and Riga steel bathtubs



Article number	Description
2.9124.1.004.000.1	Cubito Pure / Tigo runner



Article number	Description
2.9481.8.004.000.1	automatic bathtub outlet, with water inlet feature, including bathtub siphon, overflow brass body

Article number	Description
2.9342.0.000.000.1	Surface channel 2 000mm
2.9342.1.000.000.1	90 degree corner channel 2000mm
2.9342.2.000.000.1	Gasket for surface channel or corner channel 2 000mm
2.9342.3.000.000.1	Squeeze gasket for Surface channel or corner channel 2 000mm
2.9342.4.000.000.1	Wall support arm 1 000mm glass wall
2.9342.5.000.000.1	Robe hook
2.9342.6.000.000.1	T-bracing bars kit, wall support arm 700+1 000mm glass wall
2.9342.7.000.000.1	squeeze gasket tool

Article number	Description
2.9555.6.000.000.1	feet for acrylic built-in shower trays



Article number	Description
7.5250.0.5007	ceramic cartridge (Roca) R33 for Lyra plus faucets – 3.1128.1 (ch.101, 104, 200), 3.4128.1.004.201.1
7.G005.3.707.R	ceramic cartridge (Roca) R37 pro Lyra plus faucets – 3.3128.2/6, 3.5128.1/2 and Tigo – 3.1118.1, 3.2118.6/7, 3.3118.6/7, 3.4118.1, 3.5118.1/8



Article number	Description
3.9199.2.000.005.1	ceramic cartridge (Kerox) for Lyra faucets – 3.1127.1, 3.2127.7, 3.3127.6/7, 3.4127.1, 3.5127.1/7 and Olymp – 3.1161.1, 3.2161.6/7, 3.3161.6, 3.4161.1, 3.5161.1/7
3.9174.2.000.005.1	ceramic cartridge (Kerox) for Mio faucets – 3.1171.1/8, 3.2071.6, 3.2171.7, 3.3171.7, 3.4171.1
3.9174.2.000.007.1	ceramic cartridge (Kerox) for Mio faucets – 3.5171.1 (ch.300)
3.9174.2.000.006.1	ceramic cartridge (Kerox) for Mio faucets – 3.5171.1 (ch.200), 3.3071.6
3.9142.2.000.004.1	ceramic cartridge (Kerox) for Cubito faucets – 3.1142.1, 3.1142.8



Article number	Description
3.9199.8.000.007.1	gasket kit for Lyra/Olymp pedestal sink faucets



Article number	Description
3.9199.6.000.001.1	diverter for Lyra/Olymp bathtub faucet, wall-mounted type



Article number	Description
3.7473.0.004.000.1	Cubito washbasin siphon, 5/4" – 32 mm, chrome, brass



Article number	Description
3.7471.0.004.000.1	Mio washbasin siphon, 5/4" – 32 mm, chrome, brass



Article number	Description
8.9424.9.000.000.1	siphon, chromed ABS, height-adjustable from 175 to 270 mm, high of water seal 75 mm, flow-rate capacity of 45 l, with decorative rings (can also be used without decorative rings)



Article number	Description
7.5254.3.710.0	washbasin outlet, metal, chrome-plated



Article number	Description
3.9171.0.004.000.1	Cubito/Mio washbasin waste Click-Clack, chrome-plated



Article number	Description
3.7018.9.004.103.1	washbasin rotary outlet, antivandal type, 5/4" - 75 mm

spare parts and technical accessories / **concealed Modules**



Article number	Description
7.V002.5800.R	drain valve for Modul 4/4.5/6 l, 130 mm cisterns



Article number	Description
7.V002.6.000.R	extension set, for Modul 130 and 80 mm concealed systems



Article number	Description
8.9369.6.000.000.1	drain valve for Modul 9/6 l, 130 mm concealed systems



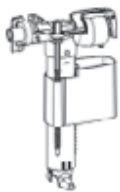
Article number	Description
8.9467.0.000.000.1	level connection



Article number	Description
7.V002.5.900.R	drain valve silicone gasket for Modul 130 mm concealed systems



Article number	Description
8.9367.3.000.000.1	straight drain connection 90 / 110 mm for Modul concealed systems



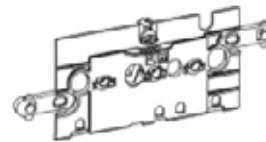
Article number	Description
7.V002.5.600.R	inlet valve for Modul 130 mm concealed systems



Article number	Description
8.9366.9.000.000.1	mounting kit for WC and bidet + set of caps



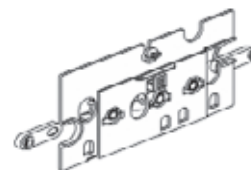
Article number	Description
7.V001.8.000.R	drain valve for Modul 4/4.5/6 l, 80 mm concealed systems



Article number	Description
7.V002.5.700.R	transparent board, incl. connecting rods for Modul 4/4.5/6 l, 130 mm concealed systems



Article number	Description
7.V001.7.900.R	inlet valve for Modul 4/4.5/6 l, 80 mm concealed systems



Article number	Description
7.V001.1.900.R	transparent board, incl. connecting rods for Modul 6/9 l, 130 mm concealed systems



Article number	Description
7.V002.7.400.R	angle valve with bushing and connection hose for Modul 4/4.5/6 l, 130 mm concealed systems



Article number	Description
8.9369.8.000.000.1	connecting kit for wallhung WCs



Article number	Description
7.V001.7.700.R	angle valve with bushing for Modul 4/4.5/6 l, 80 mm concealed systems

For the complete list of spare parts please see www.jika.eu, section FOR PROFESSIONALS.



Article number	Description
8.9327.2.000.000.1	plastic hinges for Zeta 8.9327.1 seat and cover



Article number	Description
8.9480.9.000.000.1	external rubber sealing (for urinals)



Article number	Description
8.9127.1.000.000.1	plastic hinges for Lyra 8.9251.5 seat and cover



Article number	Description
8.9921.0.000.000.1	mounting hooks, bolts for Domina, Korint urinals, 1 pair

8.9438.0.000.000.1	plastic hinges for Lyra plus seat and cover, thermoplastic
--------------------	--

8.9438.2.000.000.1	steel hinges for Lyra plus seat and cover, duroplastic (for WC combi)
--------------------	---

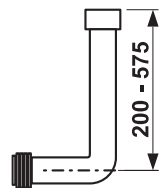
8.9438.3.000.000.1	steel hinges for Lyra plus seat and cover, duroplastic (for wallhung WC)
--------------------	--



Article number	Description
8.9480.8.000.000.1	rubber sealing (for urinals)



Article number	Description
8.9504.9.000.000.1	grating for Mira sink



Article number	Description
8.9871.5.000.000.1	plastic tube between a plastic cistern and 8.9371.0/1 floorstanding WC



Article number	Description
8.9200.4.000.000.1	siphon for Golem urinal, outer, vertical



Article number	Description
8.9106.2.000.000.1	Golem urinal strainer, stainless steel



Article number	Description
8.9437.1.000.000.1	plastic hinges for Seats and covers Lyra plus with Slowclose



Article number	Description
8.9107.3.000.000.1	strainer for Livo urinal, stainless steel



Article number	Description
8.9925.6.000.000.1	fast-clamping steel hinges for seats with Slowclose mechanism (Mio, Olymp)

8.9517.7.000.000.1	fast-clamping steel hinges Click On for seats Mio, Baltic
--------------------	---



Article number	Description
8.9507.1.000.000.1	power supply for urinals, sensor-controlled faucets, infra-red push button



Article number	Description
8.9001.3.000.000.1	adjustable mounting springs for siphon cover, 1 pair for sets Mio, Olymp, Lyra plus



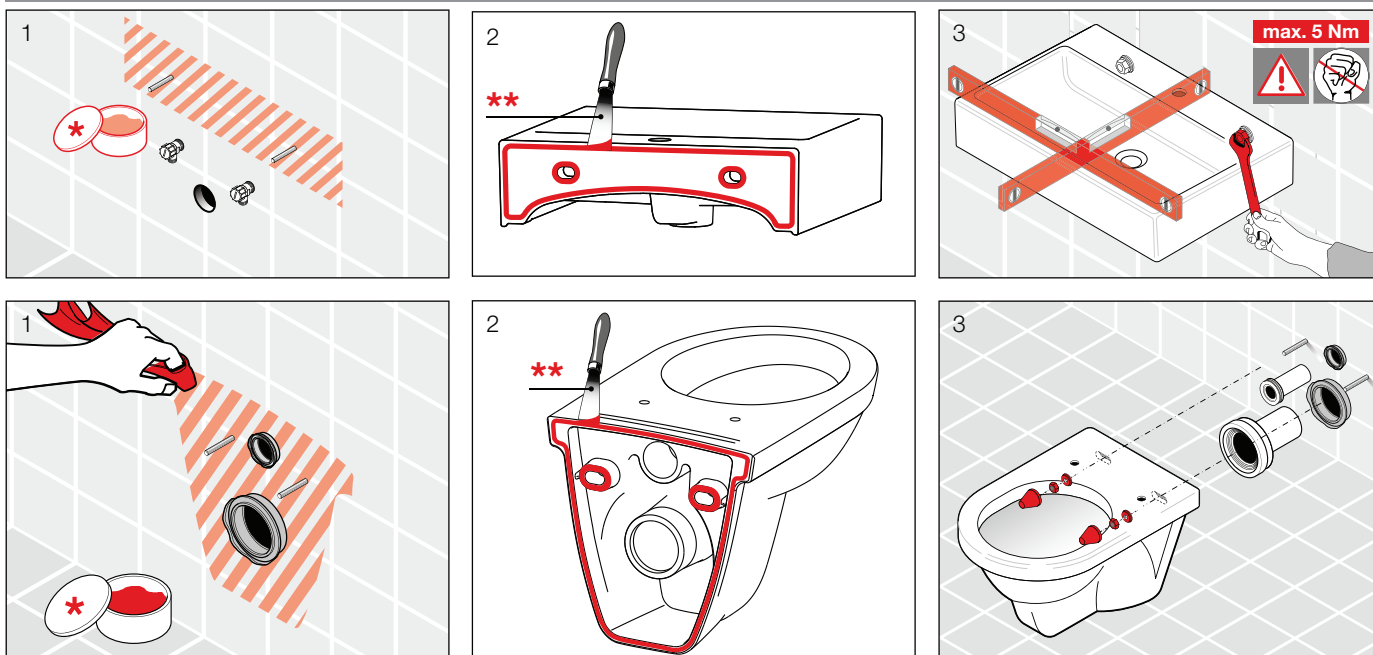
Article number	Description
8.9073.9.000.000.1	waste valve, plastic
8.9073.9.000.063.1	waste valve, stainless steel

accessories for bathroom ceramics



Installation of Jika, Laufen and Roca ceramic products requires **smoothing compound 8.9461.4** or the applicable **anti-noise pad 8.9269.1/2/3/4**.

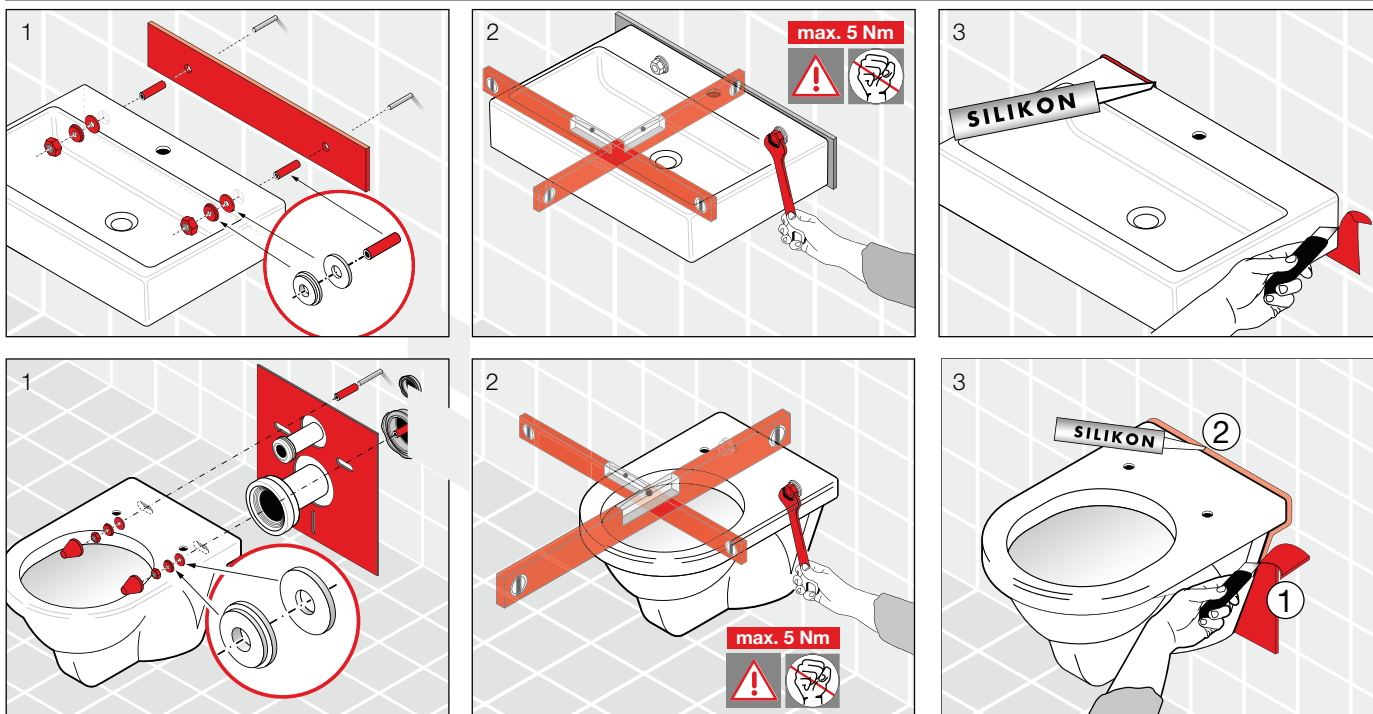
Smoothing compound installation:



* Liquid soap

** Apply smoothing compound layer of 5-10 mm.

Installation of anti-noise levelling pads:



- 8.9461.4.000.000.1
- 8.9269.1.000.000.1
- 8.9269.2.000.000.1
- 8.9269.3.000.000.1
- 8.9269.4.000.000.1

Smoothing compound for the installation of ceramic products
 Anti-noise and levelling pad for 80 cm washbasins, with 2 rubber sleeves
 Anti-noise and levelling pad for 80–110 cm washbasins, with 3 rubber sleeves
 Anti-noise and levelling pad for 110–180 cm, washbasins, with 4 rubber sleeves
 Anti-noise pad for a wallhung WC, with 2 rubber sleeves

IN ORDER TO ACCEPT YOUR WARRANTY COMPLAINT, INSTALLATION MUST BE PERFORMED IN ACCORDANCE WITH THE APPLICABLE MOUNTING INSTRUCTIONS AND VALID LEGAL REGULATIONS.

overview benefits

ceramic products washbasin & WC's



JIKA perla
special ceramic finish makes for easy maintenance and prolongs life of the product sets Pure, Cubito, Mio and Tigo



MAGIC FIX
special non-visible fixing of the siphon cover



TOTAL CLEAN
system of flushing channels all around the toilets pan rim for perfect rinsing sets Cubito, Mio and Tigo



ANTIBAK
glazed inner ring and water closets drain which prevents dirt from being trapped sets Mio, Tigo, Olymp and Lyra plus



VARIO
Vario outlet permits a horizontal, vertical as well as oblique connection sets Mio and Olymp



HANDICAP
sets Mio and Olymp



400 kg
weight capacity 400 kg guaranteed



RECYCLING
100% recyclable product all ceramic products



WARRANTY
ceramic products



RIMLESS
WC design without a water rim sets Mio and Dino

WC seats



SLOWCLOSE
sophisticated mechanism slowing down seat closing sets Cubito, Mio, Tigo, Olymp and Lyra plus



ANTIBAK
the material used in these seats contains a component with antibacterial and antifungal effect



SLIM SEAT
slim seat design with Slowclose mechanism



WARRANTY
duroplast WC seats

cisterns & urinals



DUAL FLUSH
flow flushing mechanism with a 6 litre or 3 litre water volume option sets Mio, Olymp, and Lyra plus



DUAL FLUSH
economic flow flushing mechanism with a 4,5 litre or 3 litre water volume option sets Tigo, Olymp Deep, Pure



STOP CONDENSATION
toilet tank include an element against the formation of condensation sets Tigo



BOTTOM WATER INLET
left bottom water inlet sets Mio, Tigo, Olymp a Lyra plus



SIDE WATER INLET
side water inlet from left and right sets Mio, Tigo, Olymp a Lyra plus



SENSOR
automatic urinal flushing urinals Golem and Domino

bathroom furniture



WATERPROOF + ABS
ABS edges glued by PUR glue = maximum level of the water resistance and adhesion sets Cubito, Mio, Tigo, Olymp, Lyra plus and Lyra pack



30 000 CYCLES
the highest quality of the door fitting, tested 30 000 open/close cycles sets Mio, Tigo, Olymp and Lyra plus



20 000 CYCLES
the highest quality of the door fitting, tested 20 000 open/close cycles sets Cube, Petit, Lyra, Lyra plus and Zeta



TEST 30 kg
the load capacity of the drawers min. 30 kg sets Pure, Cubito, Mio and Tigo

bathroom furniture



Full draw out runners on the drawers
sets Pure, Cubito, Mio, Tigo and Olymp



Runners of the drawers with self close system
sets Pure, Cubito, Mio, Tigo and Olymp



1+1 PACK
More products in one package sets Tigo, Cube, Petit, Lyra pack



1+3 PACK
More products in one package set Petit

faucets & accessories



6 l/min
water flow rate of 6 l/min



12 l/min
water flow rate of 12 l/min



ECO STOP
50% flow rate control



SAFETY STOP
water temperature safety lock set to 38°C



QUICK REACTION
to the required water temperature setting



VARIABLE SLIDE BAR MOUNTING SYSTEM



ECODISK
Ecodisk cartridge can control water flow and temperature, achieving up to 50% savings! sets Tigo and Lyra plus

overview benefits

faucets & accessories



OPTIM ECO

by turning the knob on the cartridge you can easily control the temperature of mixed water; by unscrewing the limiting bolt on the control cartridge valve, you can reduce the water flow sets Mio, Olymp and Lyra



ADJUSTABLE HAND SHOWER HOLDER

sets Mio, Olymp/Lyra and Rio



SHOWER SET

shower set includes a hand shower, a hose and a holder or a shower bar

sets Cubito, Mio, Tigo, Olymp, Lyra, Lyra plus, Dino, Talas, Nariva, and Rio



SENSOR

sensor faucets: Sensor inox and Sensor



100 mm

wall-mounted fixture pitch: 100 mm sets Dino



70 000 CYCLES

All faucets are tested for 70 000 cycles.



CLEAN TOUCH

function that facilitates cleaning of shower jets; soft rubbers guarantee easy removal of limescale head and hand shower except 3.6742.0.004.041.1



ANTI TWIST

all shower hoses feature this anti-twist system, concealed in the hose cone sets Mio and Lyra



WARRANTY

5 years on cartridge and surface



WARRANTY

2 years on shower accessories

shower screens & enclosures



JIKA Perla Glass

special glass finish makes for easy maintenance and prolongs life of the product sets Cubito pure, Cubito, Mio, Tigo and Lyra plus



20 000 CYCLES

shower-enclosure runners are tested for 20,000 cycles sets Cubito pure, Cubito, Mio, Tigo and Lyra plus



4/5 mm the thickness of shower enclosure and shower-door glass

sets Lyra plus - square shower enclosure (4 mm - solid panel, 5 mm - sliding door)



4 mm the thickness of shower enclosure and shower-door glass

sets Lyra plus - corner shower enclosure



6 mm the thickness of shower enclosure and shower-door glass

sets Cubito pure, Cubito, Mio and Tigo



8 mm glass screen thickness

sets Pure



2 000 mm glass screen height

sets Pure



1 950 mm the height of shower enclosures and shower-doors

set Cubito Pure



1 900 mm the height of shower enclosures and shower-doors

set Lyra plus



1 850 mm the height of shower enclosures and shower-doors

sets Cubito and Mio



L/R left/right version

shower enclosures and doors sets Cubito pure and Lyra plus



WARRANTY

5 years - shower enclosures and doors, 3 years - shower enclosures Cubito, Mio, Lyra plus and bath screens Cubito

bathtubs & basins



ANTISLIP

antislip bathtubs & basins



100% acryl

100% ACRYLIC all our bathtubs and basins are made from 100% acryl



made in EU

MADE IN EU made in the European Union



STEEL PREMIUM

PREMIUM STEEL thickness of steel material + 3 layers of enamel - up to 3 mm bathtubs Tanza plus, shower trays Pure



STEEL STANDARD

STANDARD STEEL thickness of steel material + 3 layers of enamel - up to 2,2 mm bathtubs Tanza, Alma, Praga



STEEL ECO

ECO STEEL thickness of steel material + 3 layers of enamel - up to 1,8 mm bathtubs Riga and Riga mini, Sofie



RECYCLING

100% recyclable product



WARRANTY

shower trays (acrylic and steel) and bathtubs



WARRANTY

bathtubs Tanza plus

bathrooms accessories



10 years - bathroom accessories

sets Design, Cubito, Mio, Pure, Heritage, Basic and Generic



30 years - bathroom accessories

set Universum




Q TEST

product with this indication was subject to all qualitative tests

JIKA stands

For more information please contact JIKA sales team or our customer service.

Stands for bathroom series



Colour combinations



X.XXXX.X.XXX.XXX.X
90 × 200 × 120 cm

Stands for bathroom series

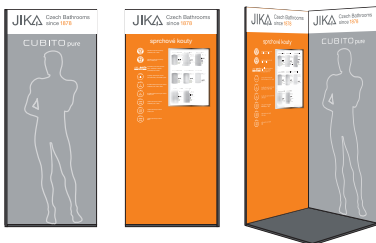


Colour combinations



X.XXXX.X.XXX.XXX.X
90 × 130 × 120 cm

Stands for shower enclosures

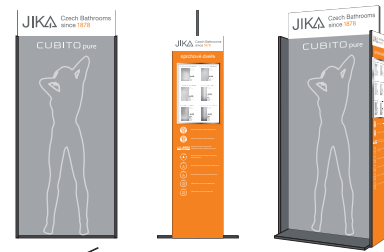


Colour combinations



X.XXXX.X.XXX.XXX.X
90 × 200 × 120 cm

Stands for shower doors



Colour combinations



X.XXXX.X.XXX.XXX.X
90 × 200 × 120 cm

Double-sided stands for bathroom accessories



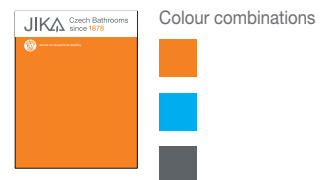
Colour combinations



X.XXXX.X.XXX.XXX.X
70 × 180 × 35 cm

X.XXXX.X.XXX.XXX.X
45 × 180 × 35 cm

Panel for bathroom accessories

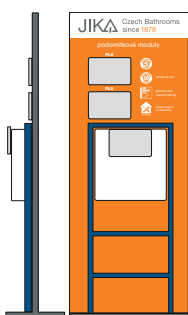


Colour combinations




X.XXXX.X.XXX.XXX.X
70 × 90 cm

Stands for concealed module



X.XXXX.X.XXX.XXX.X
70 × 180 × 35 cm
45 × 180 × 35 cm

Panel for concealed modules

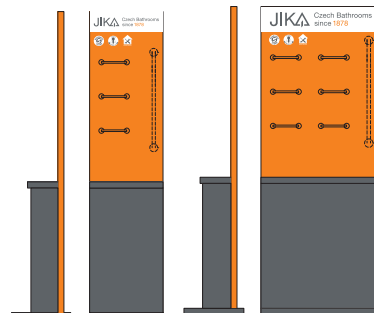


Colour combinations



X.XXXX.X.XXX.XXX.X
70 × 90 cm

Stands for faucets and shower accessories



Colour combinations



X.XXXX.X.XXX.XXX.X
70 × 180 × 35 cm
45 × 180 × 35 cm

JIKA stands



individual demos ■ faucets on a ceramic shelf
per order

3.1142.1.004.003.1
demo Cubito - washbasin faucet 3.1142.1.004.001.1

3.1171.1.004.003.1
demo Mio - washbasin faucet 3.1171.1.004.001.1

3.1118.1.004.003.1
demo Tigo - washbasin faucet 3.1118.1.004.000.1

3.1128.1.004.203.1
demo Lyra plus - washbasin faucet 3.1128.1.004.200.1

3.1127.1.004.003.1
demo Lyra - washbasin faucet 3.1127.1.004.000.1

3.1172.1.004.003.1
demo Dino - washbasin faucet 3.1172.1.004.000.1

3.5127.1.004.203.1
demo Lyra - washbasin faucet 3.5127.1.004.200.1

3.111J.1.004.112.1
demo Nariva - washbasin faucet 3.111J.1.004.110.1

3.511J.1.004.222.1
demo Nariva - washbasin faucet 3.511J.1.004.220.1

3.511J.1.004.232.1
demo Nariva - washbasin faucet 3.511J.1.004.230.1

3.111K.1.004.112.1
demo Nantes - washbasin faucet 3.111K.1.004.110.1

3.511K.1.004.222.1
demo Nantes - washbasin faucet 3.511K.1.004.220.1

3.511K.1.004.232.1
demo Nantes - washbasin faucet 3.511K.1.004.230.1

3.111N.1.004.112.1
demo Talas - washbasin faucet 3.111N.1.004.110.1

3.511N.1.004.222.1
demo Talas - washbasin faucet 3.511N.1.004.220.1

3.511N.1.004.232.1
demo Talas - washbasin faucet 3.511N.1.004.230.1

3.111O.1.004.112.1
demo Norma - washbasin faucet 3.111O.1.004.110.1

3.511O.1.004.222.1
demo Norma - washbasin faucet 3.511O.1.004.220.1

3.511O.1.004.232.1
demo Norma - washbasin faucet 3.511O.1.004.230.1

3.151T.2.004.323.1
demo Sensor - washbasin faucet 3.151T.2.004.322.1

3.141T.2.003.323.1
demo Sensor - washbasin faucet 3.141T.2.003.322.1

For more information please contact JIKA sales team or our customer service.

training

Availability of technical information provided by the manufacturer is absolutely necessary for quality bathroom design and execution, as well as professional counselling provided to customers. That is why our LAUFEN CZ Training and Information Centre in our Znojmo factory has provided professional training (for plumbers, business partners, planners, etc.) for many years.

Hundreds of professionals take part in these training programmes every year. The Centre provides training modules adapted to various groups, with special focus on technical information, sales benefits, utility value of our products, etc.

Trained professionals may employ this newly acquired knowledge to work with all products from LAUFEN CZ portfolio, i.e. JIKA, LAUFEN and Roca products.



Schooling for professional planners and designers, business partners, plumbers and other professionals is tailored to individual customer needs.

To place an order or have your questions answered please contact the head of the product training centre – **Milan Košdy, milan.kosdy@cz.laufen.com**.

recent developments

We provide support

Jika Supports Budding Design Student

Laufen CZ cooperates with students of the Ceramic Design Studio of the University of West Bohemia in Pilsen and students of the Academy of Arts, Architecture and Design in Prague while working on a number of different projects.

This was the topic of the final project for students of the Maxim Velčovský Studio of the Academy of Arts, Architecture and Design in Prague: „the Past – the Present – the Future“.



Jika in the EXPO 2015

EXPO 2015


Laufen CZ is a partner of EXPO 2015 exhibition event. Jika has provided its products for the Czech Republic pavilion, i.e. Jika sanitary ceramics as well as wall and floor tiles, newly included in Jika's product range.

The company will use its exhibition space for Jika's unconventional presentation – presenting the work of young designers within the framework of JIKA ART project.

We put into effect

Villa Tugendhat

The doors of the functionalist Villa Tugendhat have once again opened to the public upon monumental renewal and restoration work. A group of prominent architects worked on their common goal: replicas were perfected to the last detail in order to preserve utmost authenticity of all areas. The challenge has also been taken in successfully by the ceramics factory Laufen of Znojmo under the supervision of designer Daniel Piršc.



We provide help

More than 1 million CZK for ill Children

LAUFEN CZ and the “Kapka naděje” foundation fund helped to renovate bathrooms in children's wards at ten hospitals across the Czech Republic, thus contributing the total of CZK 1,045,296. Vendula Svobodová, the president of “Kapka naděje” foundation fund, and Ladislav Dvořák, the CEO of LAUFEN CZ, were delighted to declare that the volume of aid increased nearly CZK 200 thousand compared to the original agreement. And they have agreed to continue with this successful cooperation in the years to come.

Our designers



Michal Janků JANGCI Co



Petr Kubík Kubík design



Peter Wirz Process design

JIKA ART Džber



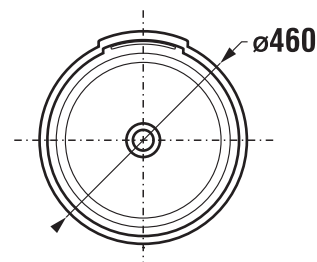
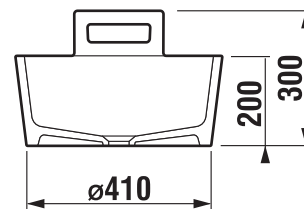
Džber (Tub) washbasin is the very first product resulting from the JIKA ART project. The objective of JIKA ART project is to bring art to today's ordinary bathrooms, while providing opportunity to young designers. The washbasin, inspired by history, was designed by Barbora Vinařová.

It was created by Laufen CZ in cooperation with the Academy of Arts, Architecture and Design in Prague as one of the final projects in the Studio of Ceramics and Porcelain headed by Maxim Velčovský. Clean shapes combined with the unique design of Džber washbasin will stand out not only in today's angular bathroom interiors, but also in rustic style bathrooms.

Džber is a countertop washbasin. It will stand out on wooden surfaces designed for bathroom interiors, as well as on ceramic or other surfaces. Diameter of its bottom part is 41 cm, with dia. 46 cm at the top and height of 20 cm; washbasin height is increased by 10 cm handle (that can be used as a towel hanger). Džber washbasin is produced in a limited edition. Potential customers can have a look at this washbasin in Prague Gallery – Art of Bathrooms in Prague.



Article number	Description
8.1014.1.000.104.1	JIKA ART Džber (Tub) (with a non-closing waste valve / white ceramic cap 8.9818.4.000.028.1)



JIKA
ART

Prague Gallery customer service

 +420 296 337 701, galerie@cz.laufen.com

AUSTRALIA, NEW ZEALAND AND

OCEANIA:

LAUFEN

Roca Bathroom Products Australia P/L
Suite 1004
46 Market Street
Sydney, NSW, 2000 - Australia
Phone +61 (0)2 9290 2331
Fax: +61 (0)2 9290 2786
josep.royo@roca.net
www.laufen.com.au

AUSTRIA:

LAUFEN Austria AG

Mariazeller Strasse 100
A-3150 Wilhelmsburg
Tel.: +43 2746 6060
Fax: +43 2746 6060 380
office.wi@at.laufen.com
www.laufen.co.at

ASIA:

Roca Sanitaryware Ltd.

Room 2303, 23/F
14 Electric Road
North Point, Hong Kong
Tel.: +852 250 624 38
Fax: +852 250 624 92
laufenasia@hongkong.laufen.ch
www.laufen.com/export

BENELUX:

LAUFEN Benelux B.V.

Meidoornkade 2A
NL-3992 AE Houten
Tel.: +32 (0)70 223090
Fax: +32 (0)70 2230901
info.benelux@laufen.ch
www.laufen.be

BULGARIA:

Roca Bulgaria

Pirotska Street 5
1421 Sofia/Bulgaria
Tel.: +359 02 93 05 910
Fax: +359 02 93 05 918
office.sofia@bg.roca.net
www.roca-bulgaria.bg

CROATIA, SLOVENIA, BOSNIA & HERZEGOVINA, SERBIA, MONTENEGRO, MACEDONIA & KOSOVO

INKER d.d.

Industrijska 1
10290 Zaprešić
Tel.: +385 1 3350 825
Fax: +385 1 3310 594
info@inker.hr
www.laufen.com

CHINA:

Roca Sanitary Trading

(Shanghai) co. Ltd
Room 503-505, City Gateway
No. 396 North Caoxi Road
Shanghai 200030, China
Tel.: +86 21 3368 8822
Fax: +86 21 3368 8299
laufen_cn@roca.net.cn
www.cn.laufen.com

CZECH REPUBLIC:

LAUFEN CZ s. r. o.

V Tůních 3/1637
120 00 Praha 2
Česká republika
Tel.: +420 296 337 711
office.prague@cz.laufen.com
www.jika.eu

ESTONIA, LATVIA:

LAUFEN CZ s. r. o.

Pae 25-8
Tallinn, 11414
Estonia
Tel.: +372 6 215 569
Fax: +370 5 2001536
office.tallinn@ee.laufen.com
www.jika.lt

FRANCE:

LAUFEN France

19-21, rue de Bretagne
Z.I. des Béthunes
F-95310 St-Ouen-L'Aumône Cedex
Tel.: +33 1 34 40 39 31
Fax: +33 1 30 37 02 65
commercial@laufen-france.com
www.laufen.com/fr

JIKA showroom:

Support to clients

I.P.Pavlova 5
120 00 Prague 2
Czech Republic
Tel.: +420 296 337 701
galerie@cz.laufen.com
www.praguegallery.cz

GERMANY:

Roca GmbH

Vertrieb LAUFEN
Feincheswiese 17
D-56424 Staudt
Tel.: +49 2602 9493 33
Fax: +49 2602 9493 355
info.staudt@de.laufen.com
www.de.laufen.com

HUNGARY:

LAUFEN CZ s. r. o.

Ördögárok u. 121
H - 1029 Budapest
Magyarország
Tel.: +36 1 376 96 24
Fax: +36 1 376 96 24
office.budapest@hu.laufen.com
www.jika.hu

ITALY:

LAUFEN Italia, s. r. l

Via G.Matteotti 157
I-20082 Binasco
Tel.: +39 02 900 25 88
Fax: +39 02 905 21 74
info@laufen.it
www.jika.it

LITHUANIA:

LAUFEN CZ s. r. o.

Užupio g. 30
Vilnius, 01203
Lietuva
Tel.: +370 5 215 30 76
Fax: +370 5 215 30 86
office.vilnius@lt.laufen.com
www.jika.lt

MOROCCO:

Roca Maroc, S. A.

route de Marrakech, km 2,5
BP 571, 26000 Settat
Tel.: +212 23 40 59 41
Fax: +212 23 40 59 42

NORDIC:

Laufen Nordic Aps

Tømmervej 2
DK-4600 Køge
Danmark
Tel.: +45 56 287 287
Fax: +45 56 287 237
info@dk.laufen.com
www.laufen.se

POLAND:

Roca Polska Sp., z o. o.

ul. Wyczółkowskiego 20
44-109 Gliwice
Tel.: +48 32 339 41 00
Fax: +48 32 339 41 01
biuro@roca.pl
www.laufen.pl

PORTUGAL:

Roca, S.A., Portugal

Apartado 575, Ponte da Madalena
2416-905 - Leiria, Portugal
Tel.: +351 244 720 000
Fax: +351 244 722 373
marketing.le@pt.roca.net
www.laufen.pt

ROMANIA:

1 Preciziei Blvd., District 6

062202 - Bucharest - Romania
Tel.: +40 31 822 23 10
Fax: +40 21 318 14 18
office@ro.roca.com
www.ro.roca.com
www.laufen.com

RUSSIA SAINT-PETERSBURG:

Roca RUS

Promyshlennaya Str. 7, Tosno
Leningrad region, 187000, Russia
Tel.: +7 812 347 1 94 49
Fax: +7 812 347 1 94 50
marketing@ru.roca.net
www.jika.ru

RUSSIA MOSCOW

Roca RUS

2nd Khutorskaya Str., 38A build 14
127287 Moscow, 127287, Russia
Phone +7 (495) 989 65 91
Fax +7 (495) 989 65 93
marketing@ru.roca.net
www.jika.ru

SLOVAKIA:

LAUFEN SK s. r. o.

Štefanovičova 12
811 04 Bratislava
Tel.: +421 2 526 210 1 24
Fax: +421 2 526 210 1 25
office.bratislava@sk.laufen.com
www.jika.sk

SPAIN:

LAUFEN Bathrooms S.A.

Paseo de la Castellana 98
28046 Madrid
Phone/Fax 900 103 258 - free call
info@es.laufen.com
www.laufen.es

SWITZERLAND:

Keramik LAUFEN AG

Wahlenstrasse 46
CH-4242 LAUFEN
Tel.: +41 61 765 75 75
Fax: +41 61 761 57 11
forum@laufen.ch
www.laufen.ch

UKRAINE:

LAUFEN CZ s. r. o. Ukraine

Kiev 04128
19, Ak. Tupoleva str., office „LAUFEN“
Tel.: +380 44 499 0620
Fax: +380 44 499 0621
office.kiev@ua.laufen.com
www.laufen.com/ua

UNITED KINGDOM AND IRELAND:

LAUFEN Ltd.

c/o Roca Ltd.
Samson Road
Hermitage Industrial Estate
Coalville
Leicestershire
LE67 3FP
Tel.: +44 (0)1530 510007
Fax: +44 (0)1530 838949
info@uk.laufen.com
www.laufen.co.uk

USA:

LAUFEN Bathrooms North America

11190 NW 25th Street
Miami, FL 33172
Phone +1 866 696 2493, +1 305 357 6170
Fax: +1 866 264 7622
usa@laufen.com
www.laufen.com/us

EXPORT / OTHER COUNTRIES

LAUFEN Bathrooms AG

Wahlenstrasse 46
CH-4242 LAUFEN
Tel.: +41 61 765 76 09
Fax: +420 724 990 218
export@laufen.ch
www.laufen.com/export

www.jika.eu

Typographical errors reserved. Models and technical details correspond to last stage of development as of the date of issue.

The manufacturer reserves as the right to modify the design and details.

JIKA

Czech Bathrooms since 1878