



10 H

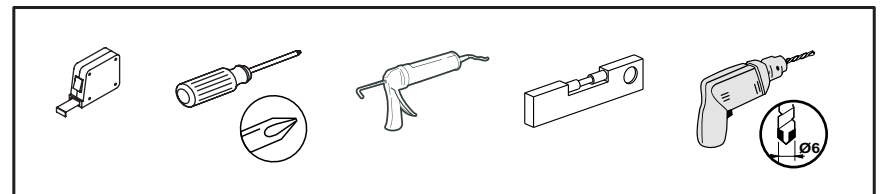
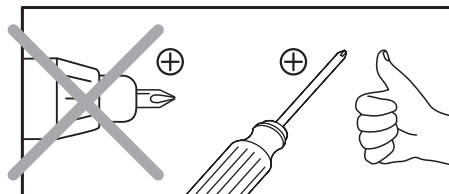



MTG0717 a



Roca

**TOWN
L2-E**



Roca

ROCA POLSKA sp. z o.o
www.roca.pl

1

L2-E	A (mm)
1000	965 ÷ 995
1100	1065 ÷ 1095
1200	1165 ÷ 1195
1300	1265 ÷ 1295
1400	1365 ÷ 1395

L2-E+LF	A (mm)
1000	980 ÷ 995
1100	1080 ÷ 1095
1200	1180 ÷ 1195
1300	1280 ÷ 1295
1400	1380 ÷ 1395

4x30

4

5

2

3,5 x 35 x2

6

3,5 x 9,5

Ø2,5

x2

3

L

R

7

3,9 x 32

Roca

a > b